



US00D342279S

# United States Patent [19]

[11] Patent Number: **Des. 342,279**

Anavil et al.

[45] Date of Patent: **\*\* Dec. 14, 1993**

[54] **WRITING INSTRUMENT**

[75] Inventors: **Por Anavil; Julian M. H. Deeley,**  
both of Bangkok, Thailand

[73] Assignee: **D.T.C. Industries Limited, Bangkok,**  
Thailand

[\*\*] Term: **14 Years**

[21] Appl. No.: **803,386**

[22] Filed: **Dec. 4, 1991**

[52] U.S. Cl. .... **D19/49; D19/41**

[58] Field of Search ..... **D19/35, 36, 41-51,**  
**D19/54-58, 81-85; 401/99, 100, 103, 104, 209**

[56] **References Cited**

**U.S. PATENT DOCUMENTS**

- D. 129,159 8/1941 Dreyfuss ..... D19/49
- D. 129,295 9/1941 Stempel ..... D19/48
- D. 161,826 2/1951 Ferber ..... D19/49
- D. 169,307 4/1953 Ferber ..... D19/48

- D. 188,972 10/1960 Young ..... D19/45 X
- D. 199,653 11/1964 Weissenborn ..... D19/47
- D. 202,952 11/1965 Stephens ..... D19/49
- D. 209,030 10/1967 Bonaud ..... D19/49

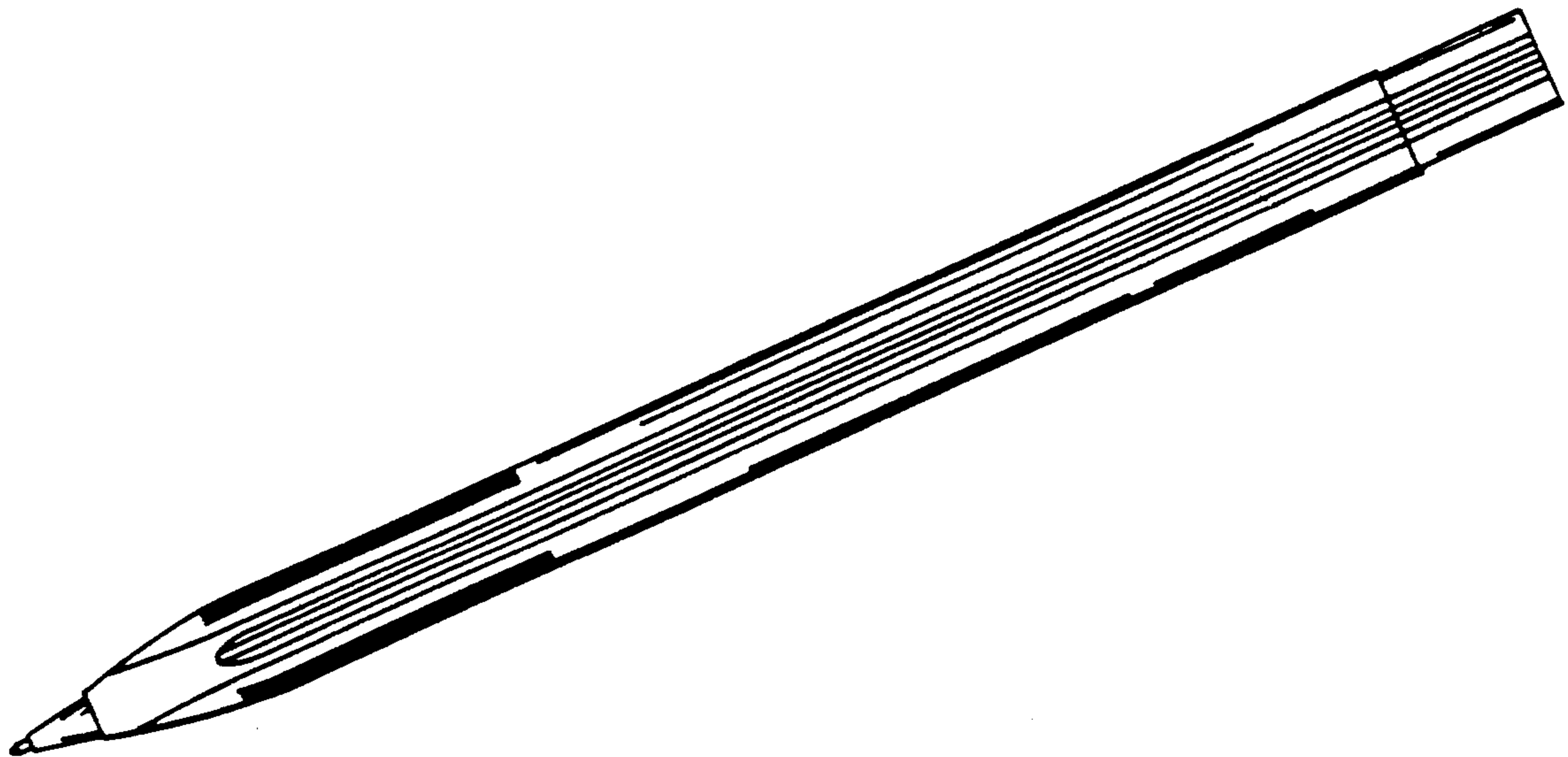
*Primary Examiner*—Nelson C. Holtje  
*Assistant Examiner*—Martie Thompson  
*Attorney, Agent, or Firm*—Hawes & Fischer

[57] **CLAIM**

The ornamental design for a writing instrument, as shown and described.

**DESCRIPTION**

FIG. 1 is a perspective view of a writing instrument, showing our new design;  
FIG. 2 is a top plan view;  
FIG. 3 is a bottom plan view;  
FIG. 4 is a front elevational view;  
FIG. 5 is a rear elevational view;  
FIG. 6 is a right side elevational view; and,  
FIG. 7 is a left side elevational view thereof.



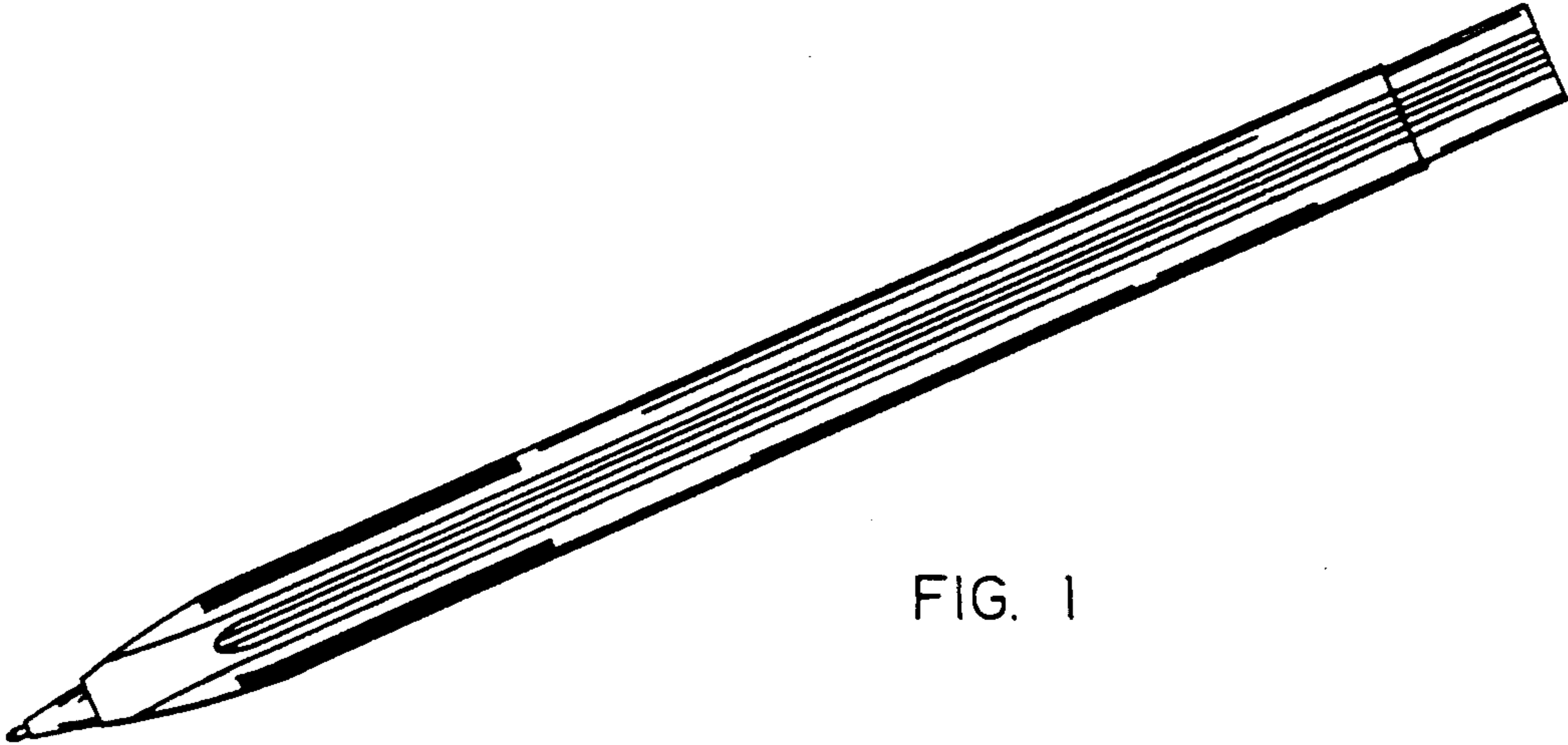


FIG. 1

FIG. 2

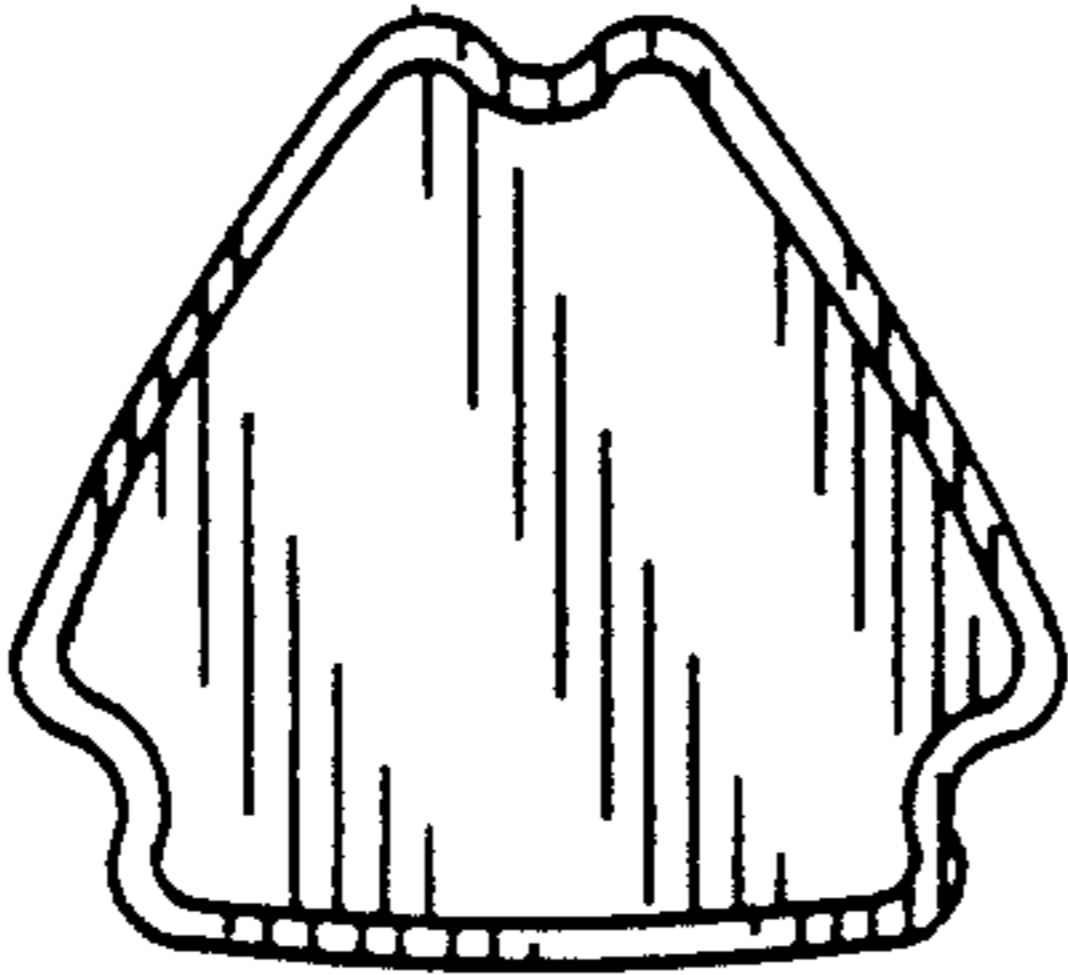


FIG. 3

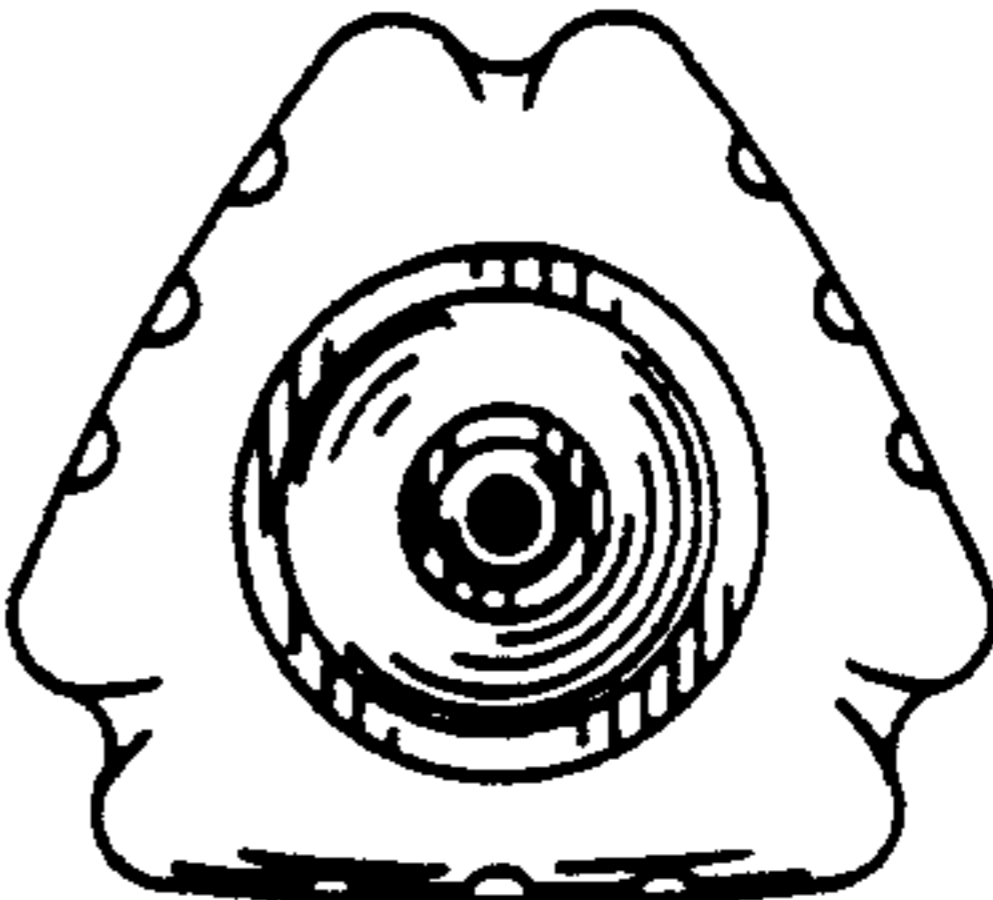



FIG. 4






FIG. 5



FIG. 6




FIG. 7