



US00D342278S

United States Patent [19]

[11] Patent Number: **Des. 342,278**

Anavil et al.

[45] Date of Patent: **** Dec. 14, 1993**

[54] **WRITING INSTRUMENT**

[75] Inventors: **Por Anavil; Julian M. H. Deeley,**
both of Bangkok, Thailand

[73] Assignee: **D.T.C. Industries Limited,** Bangkok,
Thailand

[**] Term: **14 Years**

[21] Appl. No.: **803,389**

[22] Filed: **Dec. 4, 1991**

[52] U.S. Cl. **D19/49; D19/41;**
D19/56

[58] Field of Search **D19/35, 36, 41-51,**
D19/54-58, 81-85; 401/99, 100, 103, 104, 209

[56] **References Cited**

U.S. PATENT DOCUMENTS

- D. 124,248 12/1940 Dreyfuss D19/49 X
- D. 216,844 3/1970 Shimada D19/49

- D. 273,876 5/1984 Evenson D19/49 X
- D. 313,042 12/1990 Lecce D19/56 X
- D. 319,845 9/1991 Grötsch et al. D19/51 X
- D. 324,543 3/1992 Poisson D19/49

Primary Examiner—Nelson C. Holtje
Assistant Examiner—Martie Thompson
Attorney, Agent, or Firm—Hawes & Fischer

[57] **CLAIM**

The ornamental design for a writing instrument, as shown and described.

DESCRIPTION

FIG. 1 is a front elevational view of a writing instrument showing our new design;
FIG. 2 is a rear elevational view;
FIG. 3 is a right side elevational view;
FIG. 4 is a left side elevational view;
FIG. 5 is a top plan view;
FIG. 6 is a bottom plan view; and,
FIG. 7 is a top, right front perspective view thereof.






FIG. 3




FIG. 2




FIG. 1

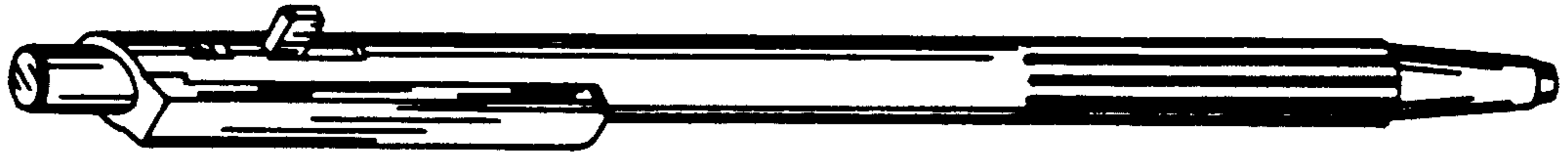


FIG. 7

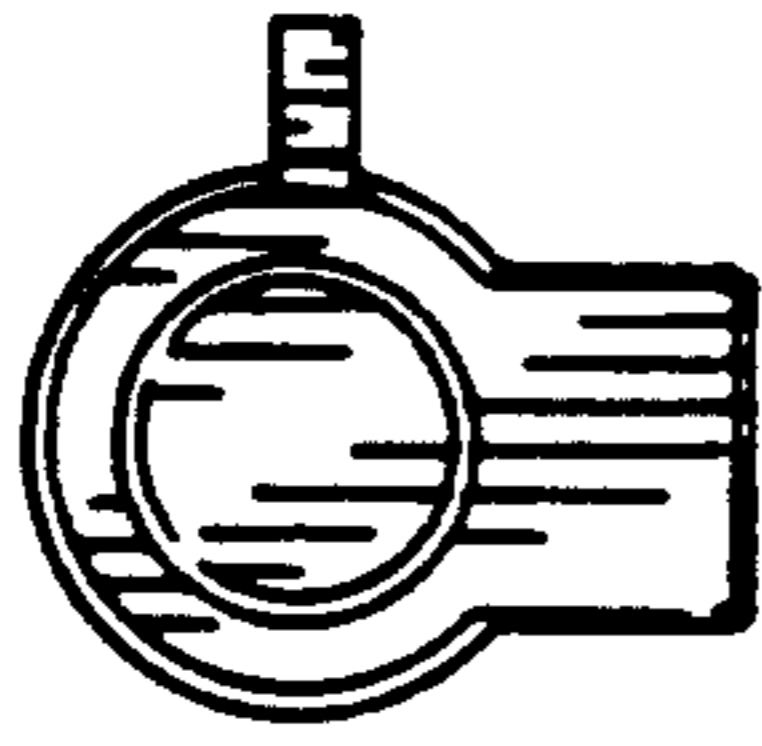


FIG. 5

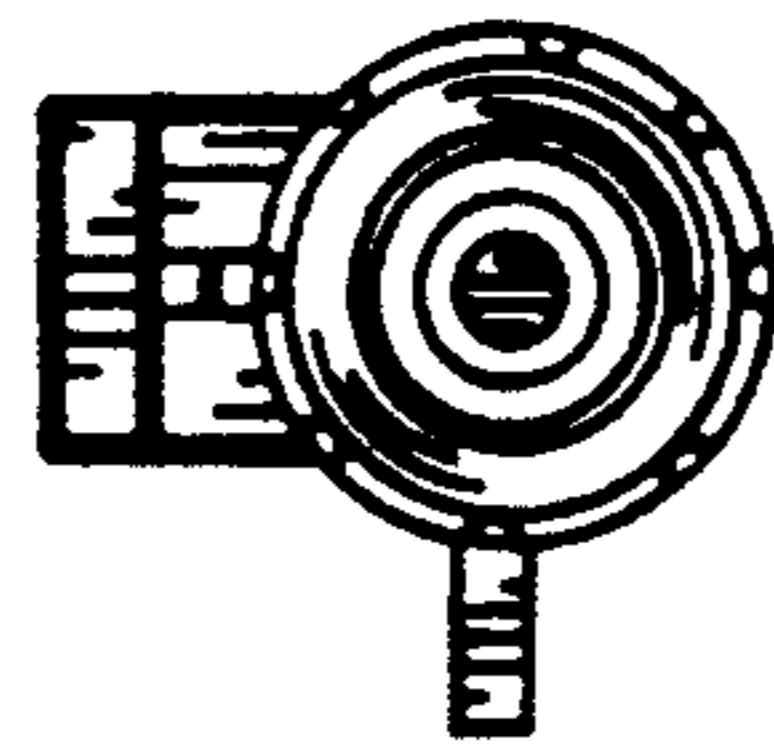


FIG. 6



FIG. 4