



US00D342263S

United States Patent [19]

[11] Patent Number: **Des. 342,263**

Harrell, Jr.

[45] Date of Patent: **** Dec. 14, 1993**

[54] **SCHRADER TO PRESTA PUMP ADAPTER**

2,402,616	6/1946	Fenton	137/223
2,656,083	10/1953	Blomgren	137/223
3,827,635	8/1974	Krakowski et al.	137/223

[76] Inventor: **James M. Harrell, Jr.**, 990 Kiely Blvd. Apt. E, Santa Clara, Calif. 95051

Primary Examiner—A. Hugo Word
Assistant Examiner—R. Seifert
Attorney, Agent, or Firm—Leon Gilden

[**] Term: **14 Years**

[21] Appl. No.: **709,438**

[57] **CLAIM**

[22] Filed: **Jun. 3, 1991**

The ornamental design for a Schrader to Presta pump adapter, as shown and described.

[52] U.S. Cl. **D15/7**

[58] Field of Search **D15/7-9.2;**
D23/231-233, 259, 262; 152/415, 427, 429;
D8/31, 382, 387; 417/146, 411, 239, 415;
137/231, 223, 224

DESCRIPTION

FIG. 1 is a front elevational view of the Schrader to Presta pump adapter showing my new design; FIG. 2 is a rear elevational view thereof; FIG. 3 is a left side elevational view thereof; FIG. 4 is a right side elevational view thereof; FIG. 5 is a top plan view thereof; FIG. 6 is a bottom plan view thereof; and, FIG. 7 is a cross sectional view taken along the lines 7-7 of FIG. 2.

[56] **References Cited**

U.S. PATENT DOCUMENTS

1,120,088	12/1914	Saam	152/429
1,525,150	2/1925	Reynolds	152/429
1,625,460	4/1927	Fairchild	152/449
1,819,822	8/1931	Cooke et al.	152/449




FIG. 1




FIG. 2

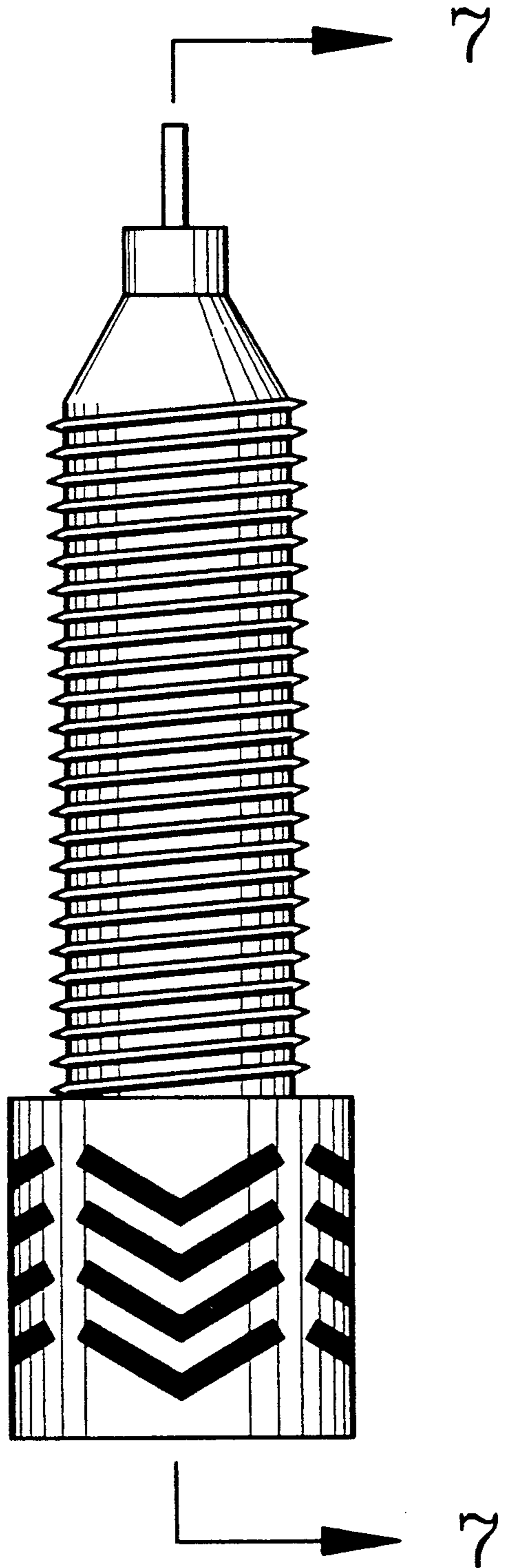


FIG. 3




FIG. 4




FIG. 5

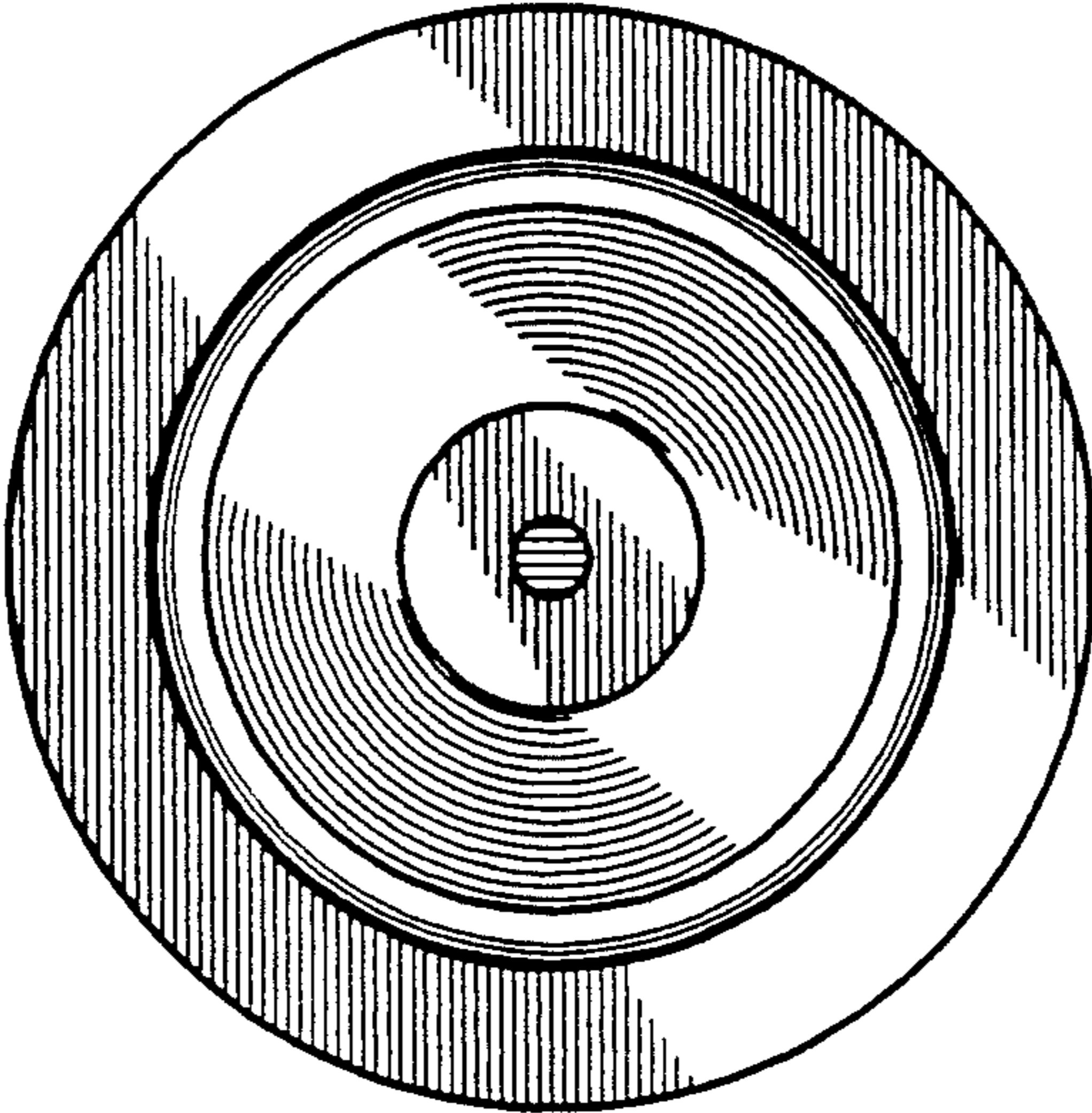


FIG. 6




FIG. 7

