



US00D342262S

United States Patent [19] Hester

[11] Patent Number: **Des. 342,262**

[45] Date of Patent: **** Dec. 14, 1993**

[54] **TELEPHONE RECEIVER COVER**

[76] Inventor: **Deborah A. Hester**, 10830 Paiute Way, Rancho Cordova, Calif. 95670

[**] Term: **14 Years**

[21] Appl. No.: **932,058**

[22] Filed: **Aug. 20, 1992**

[52] U.S. Cl. **D14/250**

[58] Field of Search **D14/250, 248, 147, 148, D14/138; D3/106, 30.1, 100; D2/308; D21/111; 379/58, 419, 428, 440, 451, 452, 455**

[56] **References Cited**

U.S. PATENT DOCUMENTS

D. 211,355	6/1968	Farnham	D14/250
D. 217,059	3/1970	Todeschini	D14/250
D. 300,629	4/1989	Martens	D14/250
D. 302,016	7/1989	Williams, Jr.	D14/250
D. 317,452	6/1991	Garab	D14/250

1,589,130	6/1926	Dominguez	.
1,741,668	12/1929	Wilson	.
3,962,555	6/1976	Efaw 379/419
4,856,140	8/1989	Vizco	.

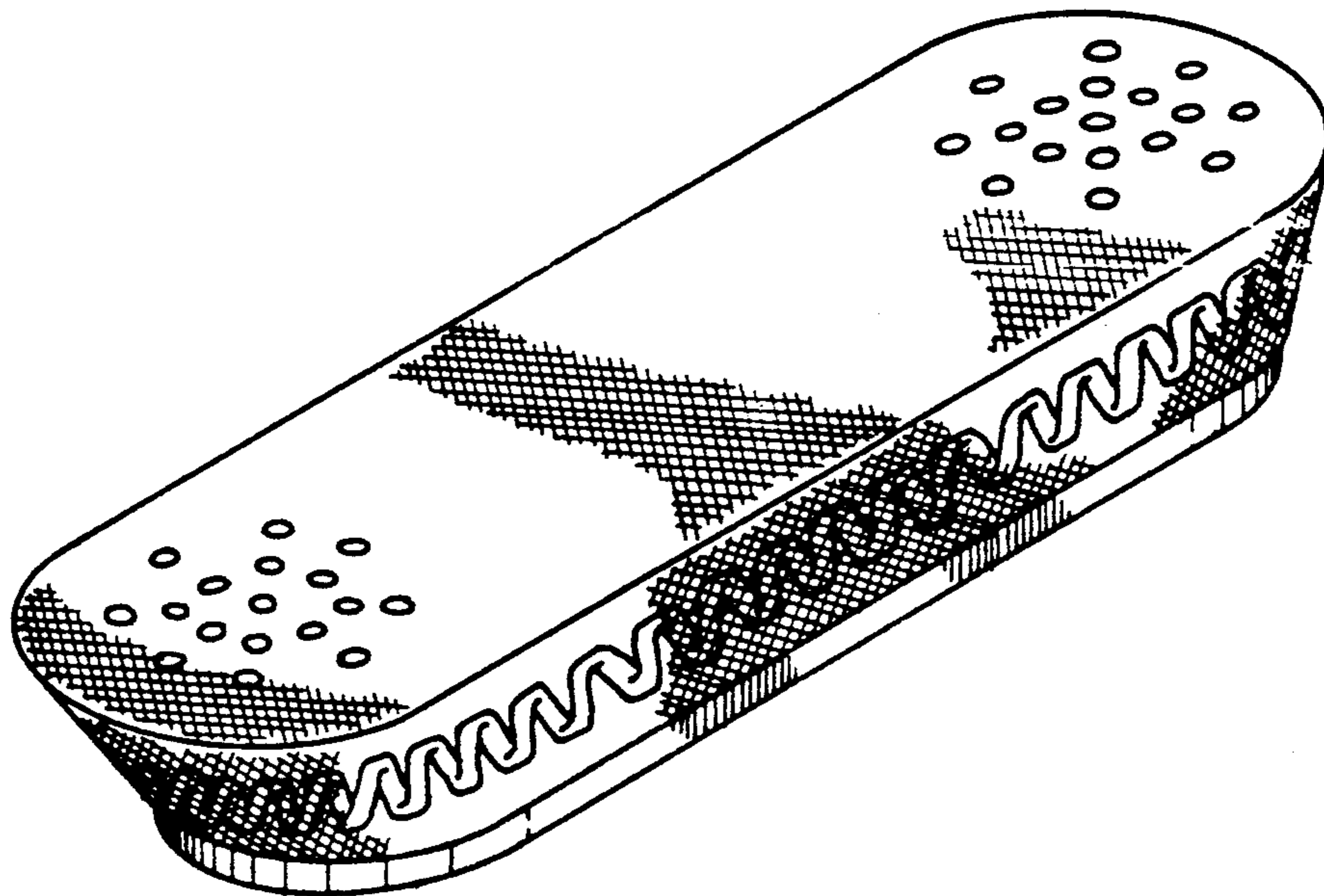
Primary Examiner—Alan P. Douglas
Assistant Examiner—Jeffrey Asch
Attorney, Agent, or Firm—Terry M. Gernstein

[57] **CLAIM**

The ornamental design for a telephone receiver cover, as shown and described.

DESCRIPTION

FIG. 1 is a perspective view of the telephone receiver cover showing my new design; FIG. 2 is a side elevational view thereof, the side opposite being a mirror image of the side shown in FIG. 2; FIG. 3 is an end elevational view thereof, the end opposite being a mirror image of the end shown in FIG. 3; FIG. 4 is a top plan view thereof; and, FIG. 5 is a bottom plan view thereof.



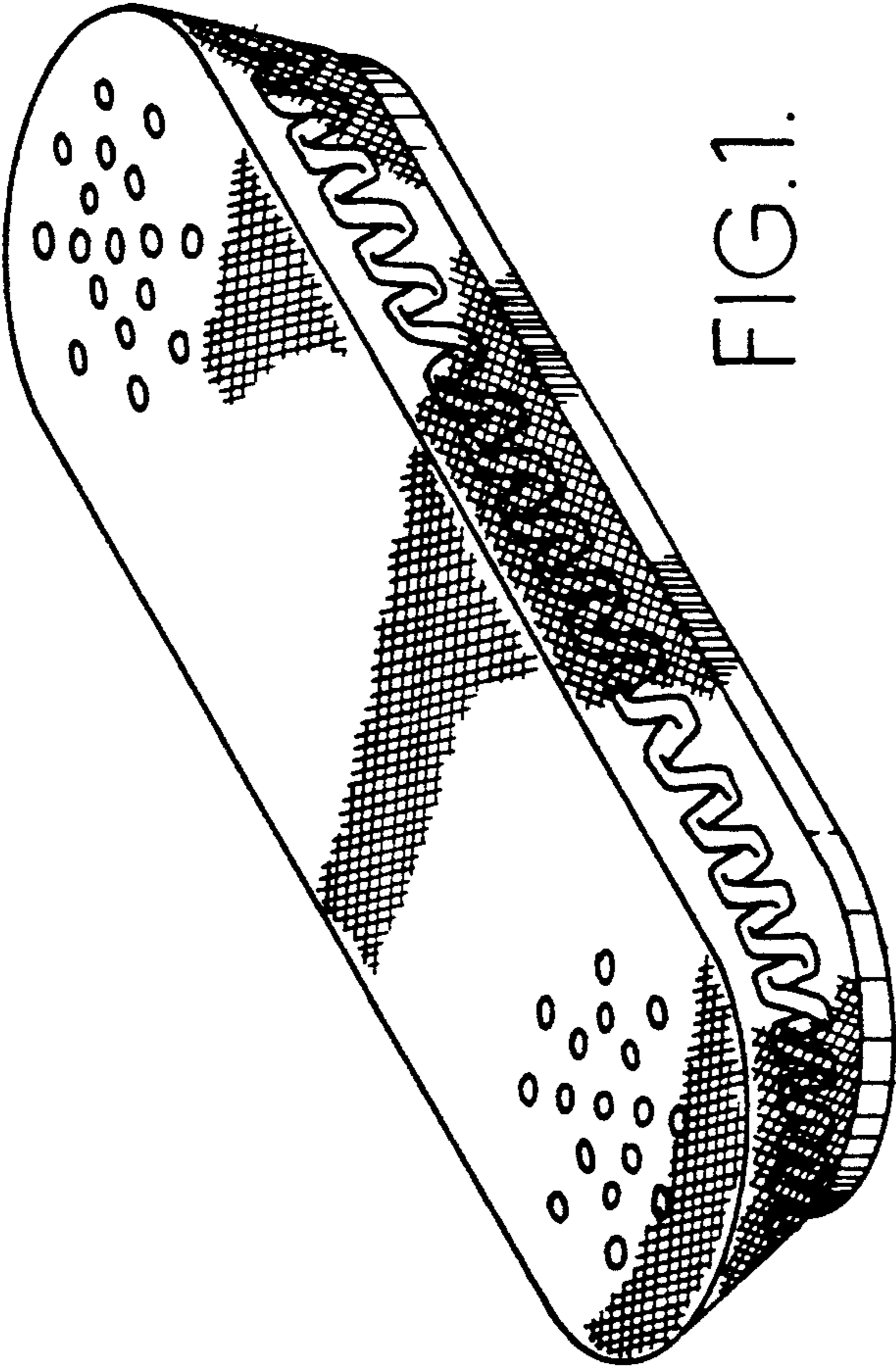


FIG. 1.

FIG. 4.

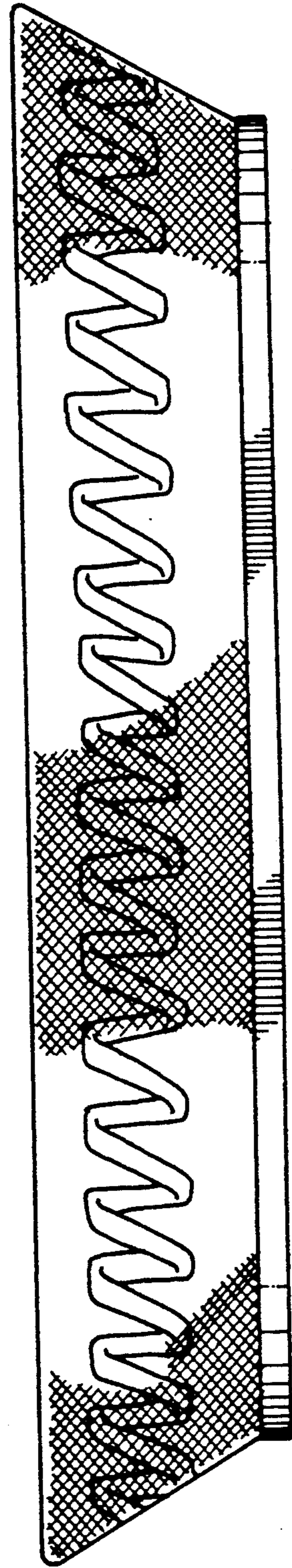



FIG. 2.

FIG. 5.

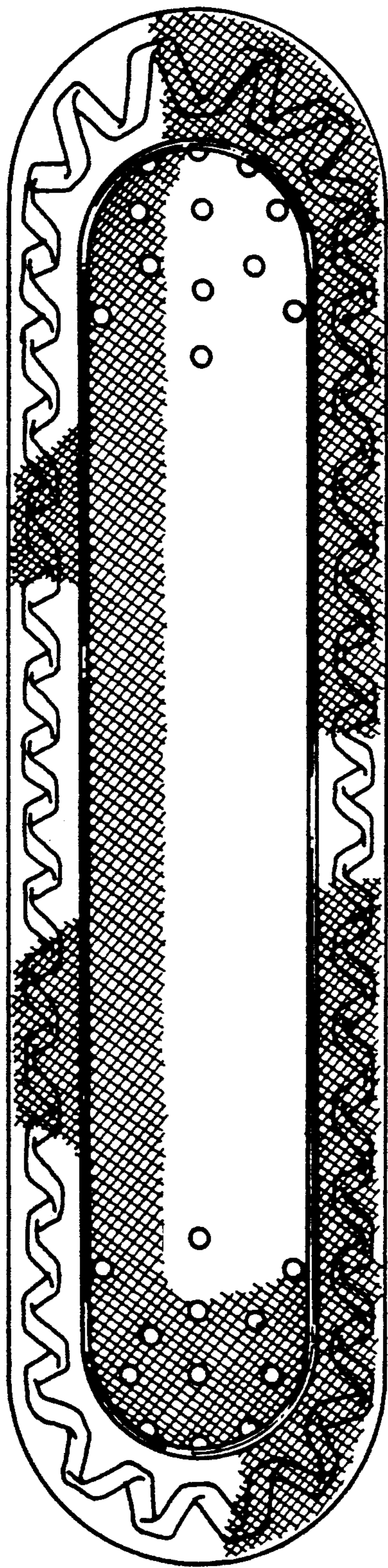


FIG. 3.

