



US00D342255S

United States Patent [19]

[11] Patent Number: Des. 342,255

Ito et al.

[45] Date of Patent: ** Dec. 14, 1993

[54] LOUDSPEAKER BOX

[75] Inventors: Masafumi Ito, Tokyo; Minoru Sube, Hachioji; Haruki Takita, Tokyo; Hiroyuki Watanabe, Oume, all of Japan

[73] Assignee: Teac Corporation, Japan

[**] Term: 14 Years

[21] Appl. No.: 842,580

[22] Filed: Feb. 27, 1992

[30] Foreign Application Priority Data

| | | |
|----------------------|--|---------|
| Sep. 19, 1991 [JP] | Japan | 3-28293 |
| [52] U.S. Cl. | D14/214; D14/211 | |
| [58] Field of Search | D14/204, 207-216, | |
| | D14/219-224; 181/141, 144, 148, 150, 156, 157, | |
| | 171, 198, 199 | |

[56] References Cited

U.S. PATENT DOCUMENTS

D. 302,979 8/1989 Sanders D14/204

OTHER PUBLICATIONS

Stereo Review Apr. 1986 p. 16 "Spectrum" speaker.

Stereo Review Jun. 1988 p. 85 "Martin-Logan Sequels" center.

High Fidelity Nov. 1988 p. 40 "Cirrus 260 loudspeaker", left.

Stereo Review Feb. 1989 p. 55 "Magnepan Magneplanar speaker" bottom.

Radio Shack Catalog, p. 43. "Mini-Speakers" center right.

Best Catalog, p. 238 Sony Mini Speakers, #11.

Primary Examiner—Bernard Ansher

Assistant Examiner—Sandra Morris

Attorney, Agent, or Firm—Andrus, Scales, Starke & Sawall

[57] CLAIM

The ornamental design for loudspeaker box, as shown and described.

DESCRIPTION

FIG. 1 is a front elevational view of loudspeaker box showing our new design;

FIG. 2 is a rear elevational view thereof;

FIG. 3 is a right side elevational view thereof;

FIG. 4 is a left side elevational view thereof;

FIG. 5 is a top plan view thereof;

FIG. 6 is a bottom plan view thereof; and,

FIG. 7 is a perspective view thereof.




FIG. 1




FIG. 2

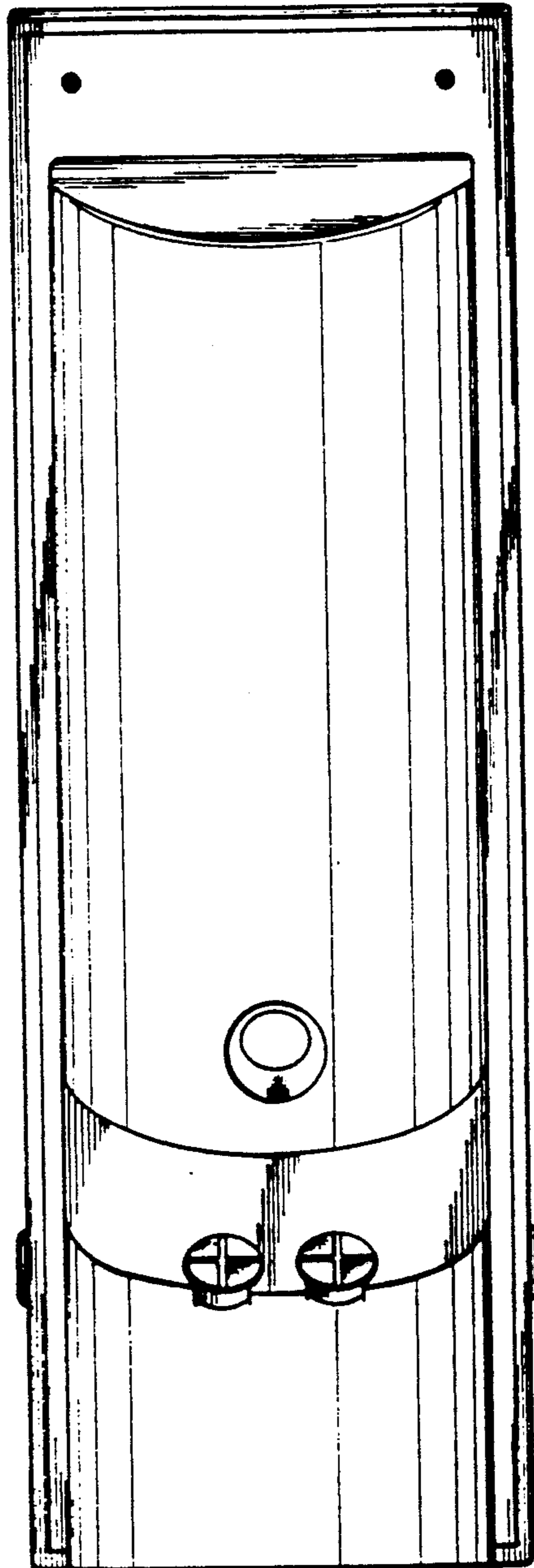


FIG. 3

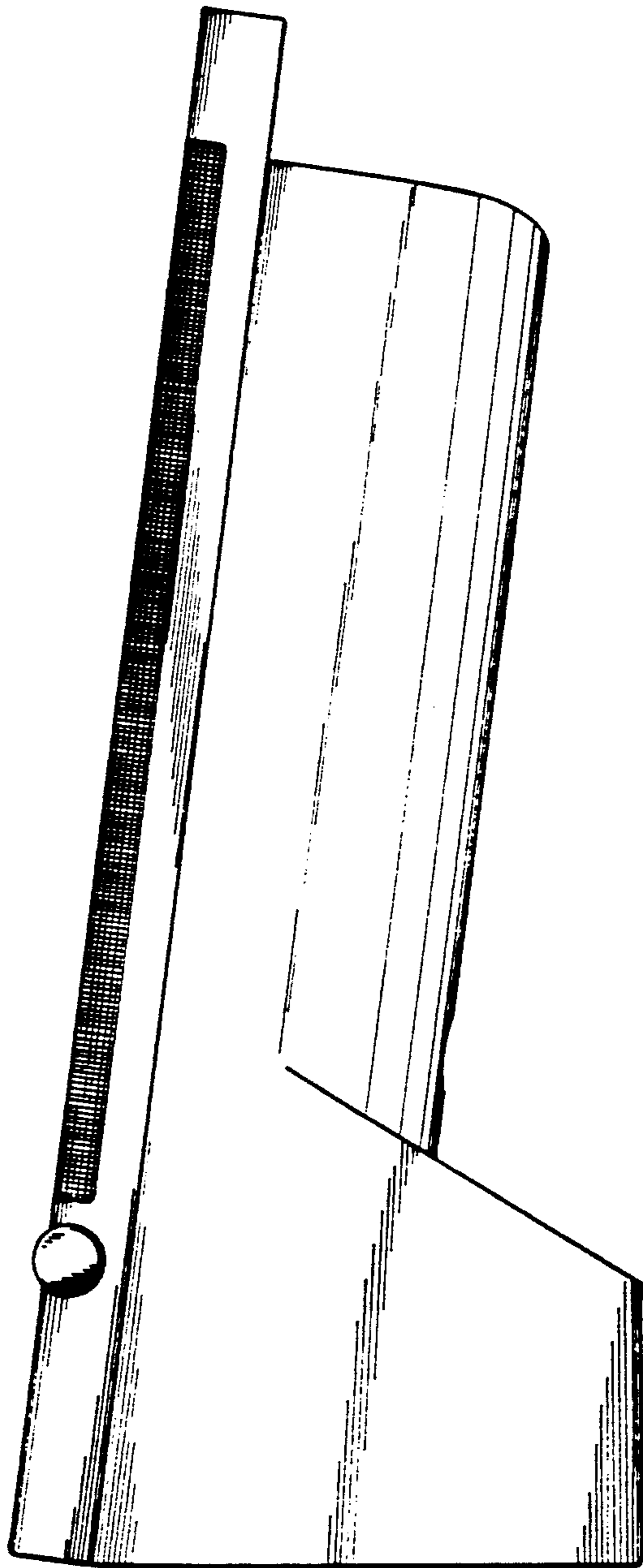


FIG. 4

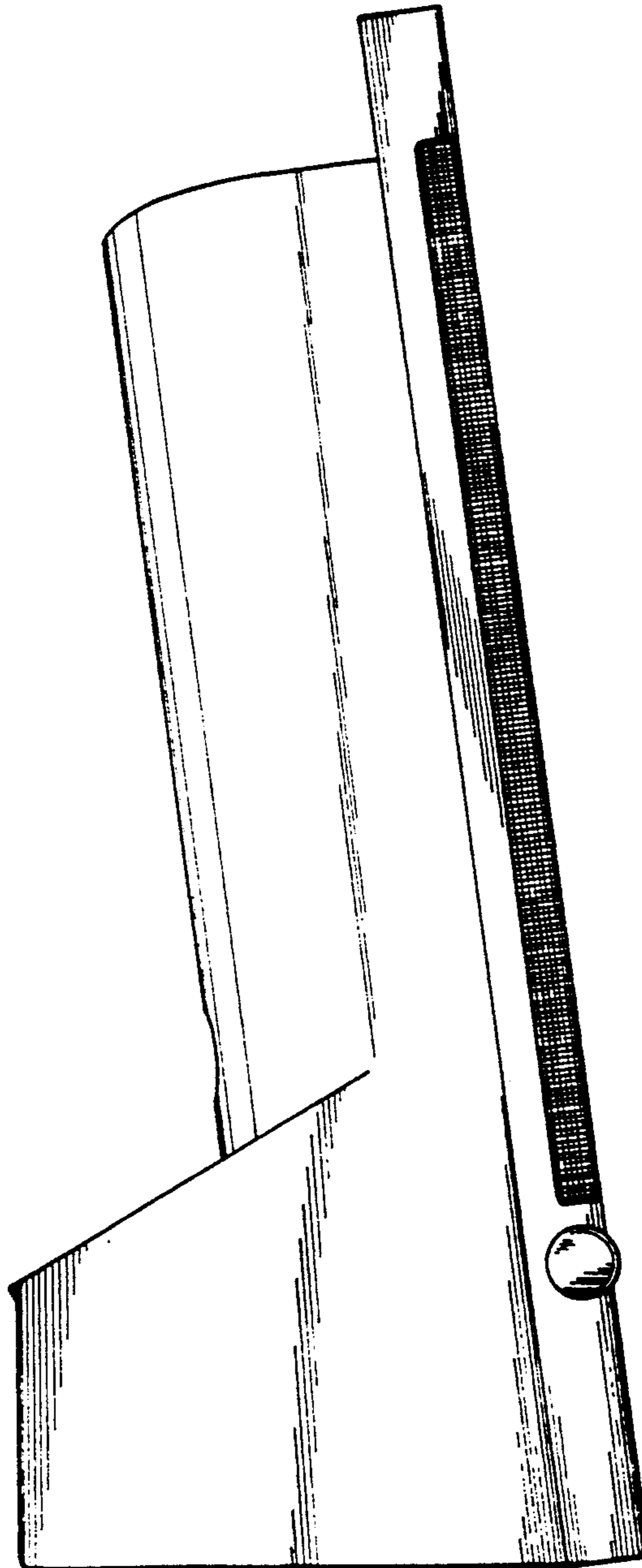


FIG. 5




FIG. 6

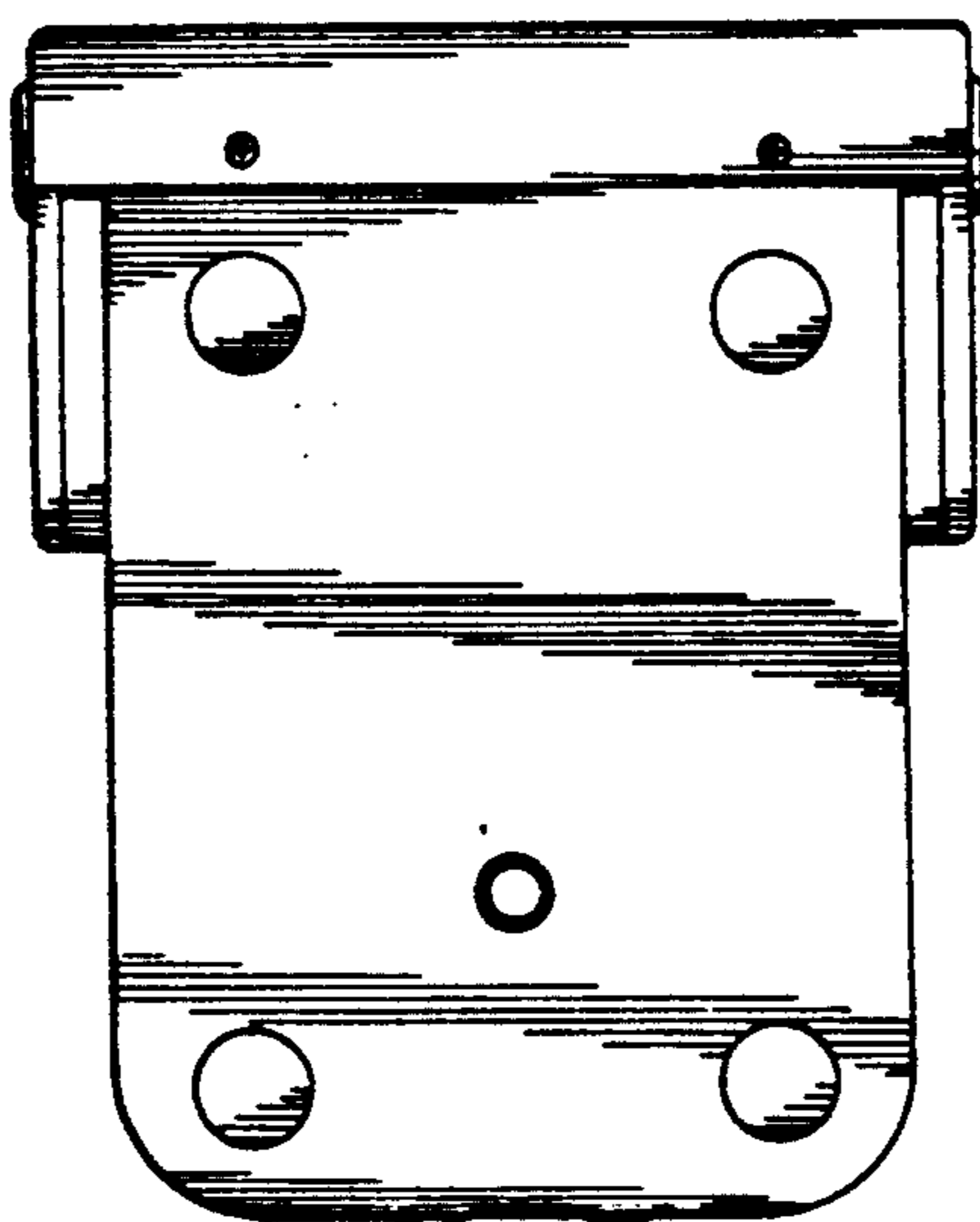


FIG. 7

