



US00D342252S

United States Patent [19]

[11] Patent Number: Des. 342,252

Akatsu et al.

[45] Date of Patent: ** Dec. 14, 1993

[54] TELEPHONE SET

[75] Inventors: Masafuku Akatsu; Akira Abe; Hitoshi Tsuchida; Seizo Ohta; Takeshi Nakatani, all of Tokyo, Japan

[73] Assignee: NEC Corporation, Tokyo, Japan

[**] Term: 14 Years

[21] Appl. No.: 912,643

[22] Filed: Jul. 14, 1992

[30] Foreign Application Priority Data

Jan. 24, 1992 [JP] Japan 4-1793

[52] U.S. Cl. D14/151

[58] Field of Search D14/140, 142, 140-151, D14/240, 241; 379/419, 428, 440, 436

[56] References Cited

U.S. PATENT DOCUMENTS

- D. 305,025 12/1989 Iino D14/142 X
- D. 306,730 3/1990 Sugano et al. D14/151
- D. 307,426 4/1990 Ohta et al. D14/142
- D. 316,857 5/1991 Park D14/151 X
- D. 319,054 8/1991 Appleby D14/241 X
- D. 330,201 10/1992 Preece et al. D14/241 X

OTHER PUBLICATIONS

Electra Mark II (1985).

The ROLMphone Family (1989).
Digital & Electronic Telephones (1990).
Center ISDN Set M5317T (Dec. 1989).

Primary Examiner—Alan P. Douglas
Assistant Examiner—Jeffrey Asch
Attorney, Agent, or Firm—Sughrue, Mion, Zinn,
Macpeak & Seas

[57] CLAIM

The ornamental design for a telephone set, as shown and described.

DESCRIPTION

FIG. 1 is a front elevational view of a telephone set showing our new design;
 FIG. 2 is a rear elevational view thereof;
 FIG. 3 is a top plan view thereof;
 FIG. 4 is a bottom plan view thereof;
 FIG. 5 is a right side elevational view thereof;
 FIG. 6 is a left side elevational view thereof;
 FIG. 7 is a front, top and right side perspective view thereof;
 FIG. 8 is a top plan view thereof with the handset thereof removed from the handset support;
 FIG. 9 is a left side elevational view thereof with the handset thereof removed from the handset support; and,
 FIG. 10 is a right side elevational view thereof with a leg thereof in projected position to elevate the rear of the handset support.



FIG. 1




FIG. 2

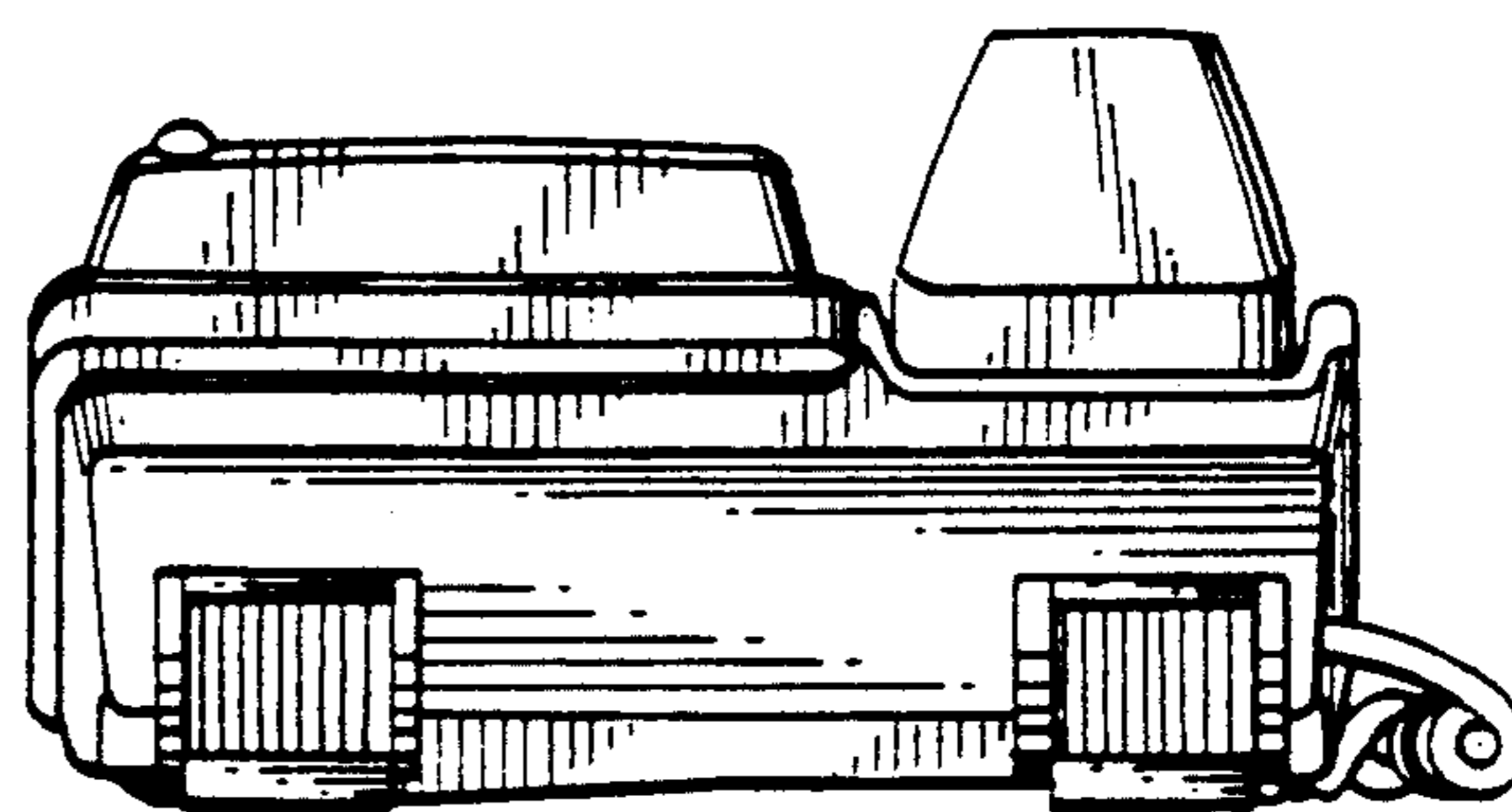


FIG. 3

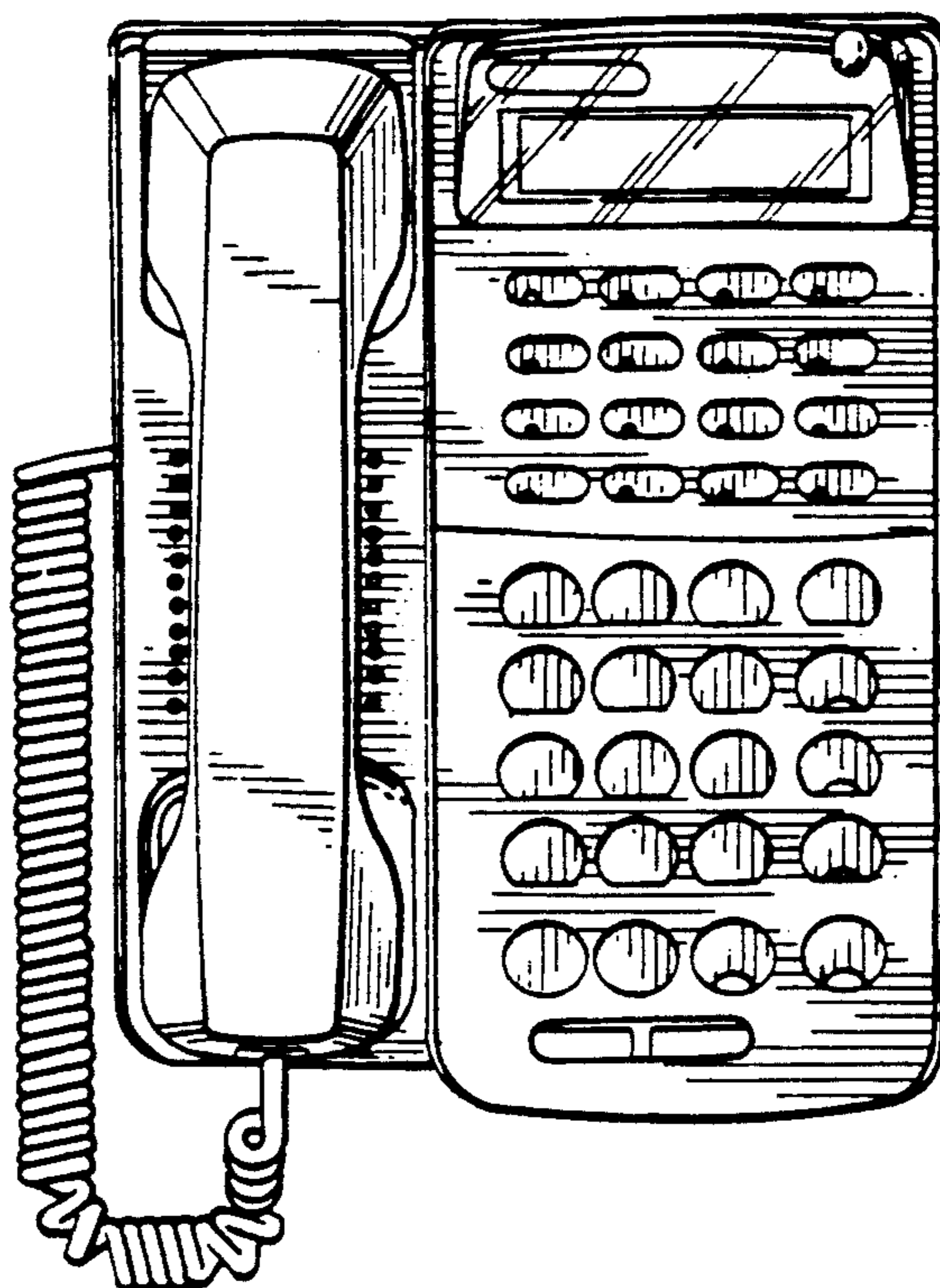


FIG. 4

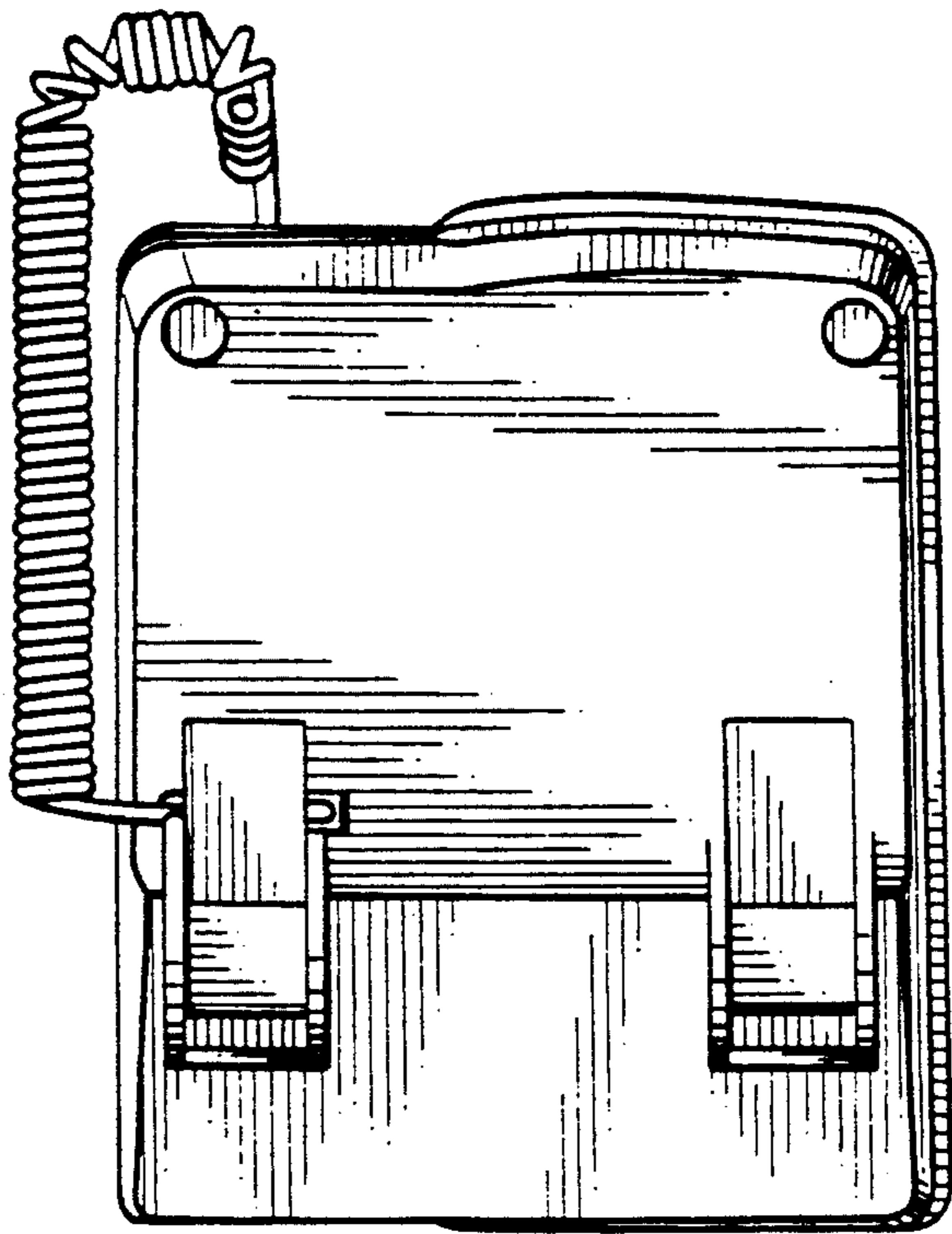


FIG. 5




FIG. 6

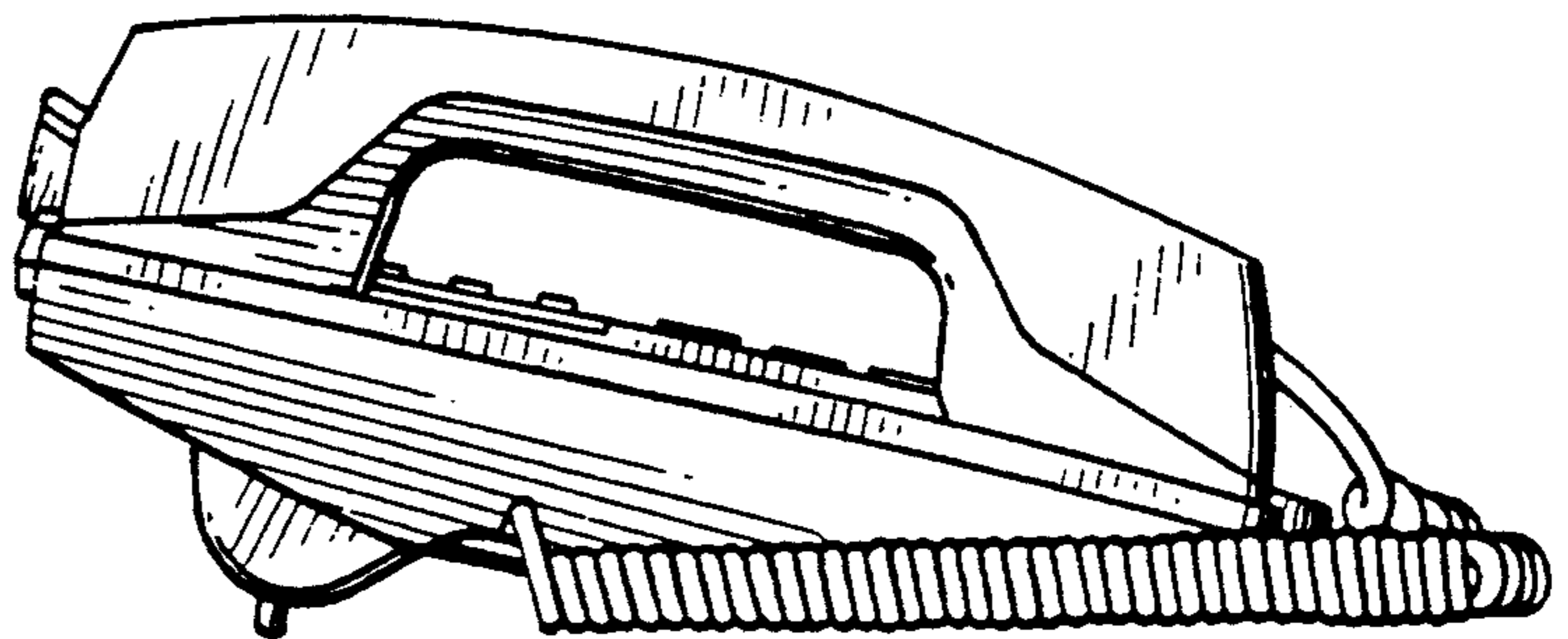





FIG. 7

FIG. 8






FIG. 9

FIG. 10

