



US00D342244S

# United States Patent [19]

[11] Patent Number: **Des. 342,244**

Swartz

[45] Date of Patent: **\*\* Dec. 14, 1993**

[54] **OPTICAL SCANNER**

[75] Inventor: **Jerome Swartz, Old Field, N.Y.**

[73] Assignee: **Symbol Technologies, Inc., Bohemia, N.Y.**

[\*] Notice: **The portion of the term of this patent subsequent to Oct. 12, 1993 has been disclaimed.**

[\*\*] Term: **14 Years**

[21] Appl. No.: **821,469**

[22] Filed: **Jan. 16, 1992**

[52] U.S. Cl. .... **D14/116**

[58] Field of Search ..... **D14/114, 116-117; 235/375, 378, 385, 454, 462, 472, 486; 354/80-82; 382/58-69; 250/203.1, 216, 566, 568; D26/37, 45, 50**

[56] **References Cited**

**U.S. PATENT DOCUMENTS**

- D. 248,946 8/1978 Koenig ..... D14/116
- D. 305,884 2/1990 Krichever et al. .... D14/116

- D. 308,201 5/1990 Doyle et al. .... D14/116
- D. 319,226 8/1991 Yohoi et al. .... D14/116
- D. 320,013 9/1991 Siemiatkowski et al. .... D14/116
- 4,621,189 11/1986 Kumar et al. .... 235/472
- 5,047,615 9/1991 Fukumoto et al. .... 235/472 X

**OTHER PUBLICATIONS**

Crutchfield Catalog item logitech scanner, p. 36, 1992.  
"SDT" specification sheet, Symbol Technologies, 1989.  
"RZ-5510" specification sheet, Sharp Corp., 1989.

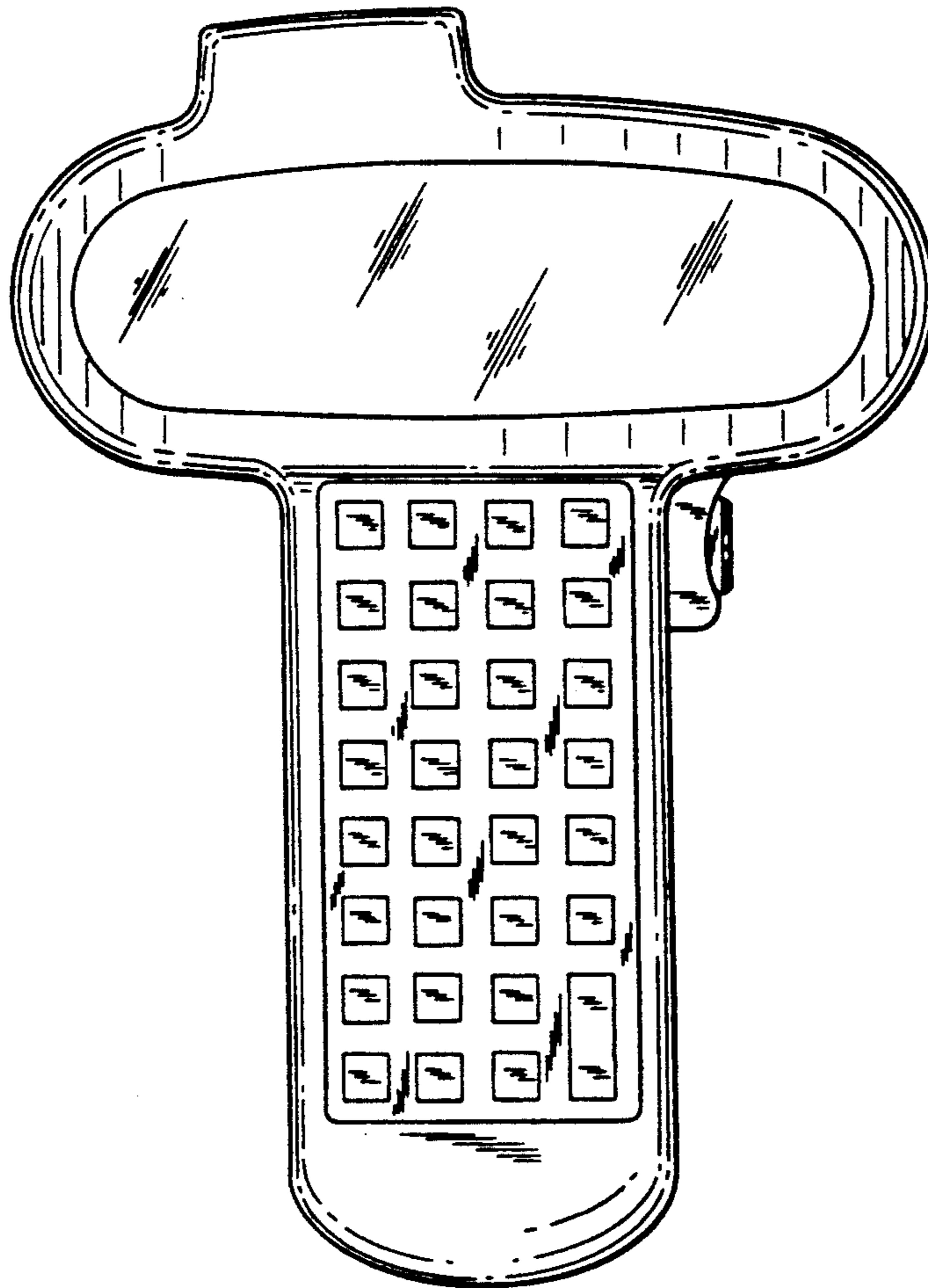
*Primary Examiner*—Wallace R. Burke  
*Assistant Examiner*—M. H. Tung

[57] **CLAIM**

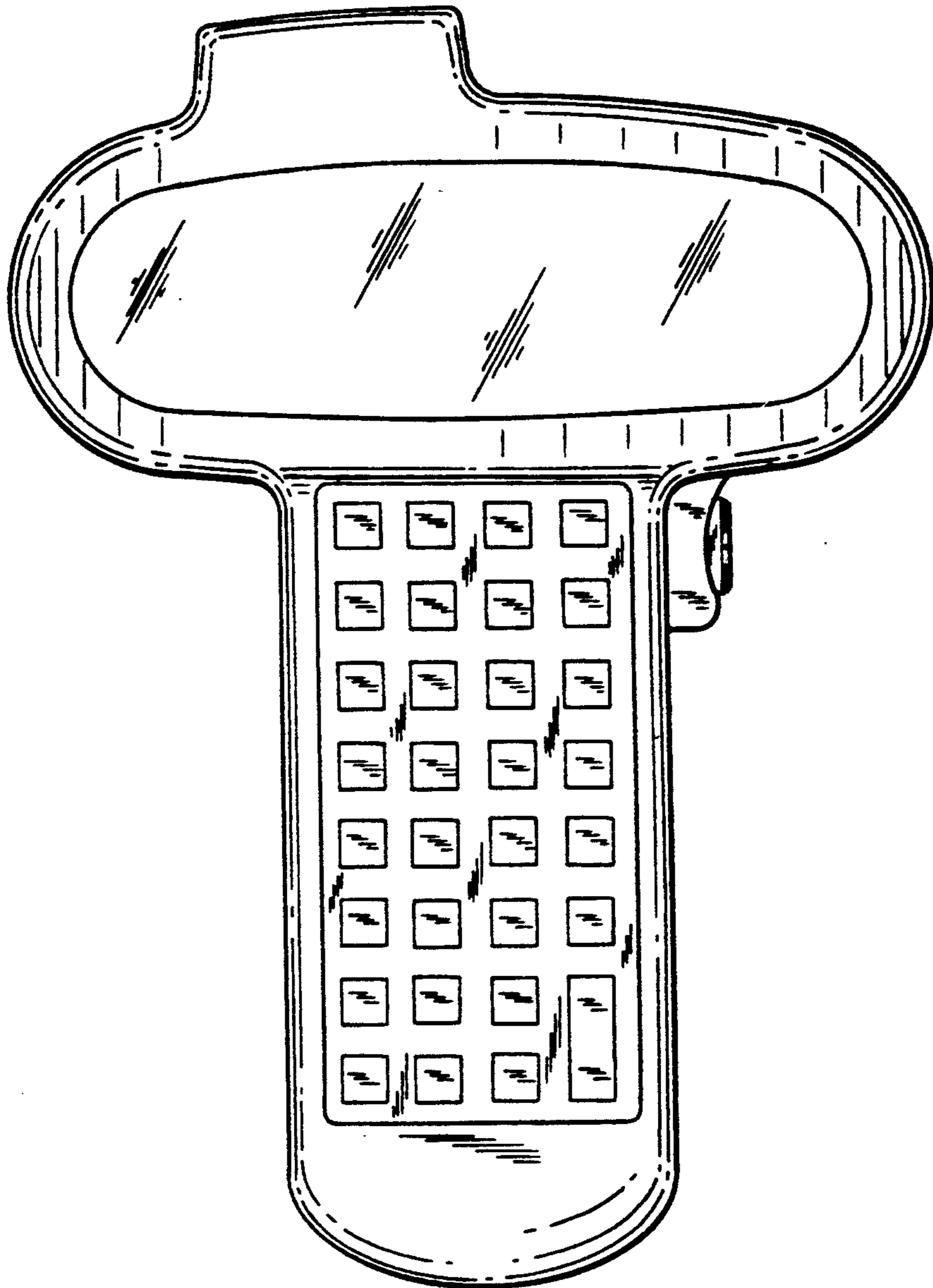
The ornamental design for a optical scanner, as shown and described.

**DESCRIPTION**


FIG. 1 is a front elevational view of an optical scanner showing my new design;  
FIG. 2 is a top plan view thereof;  
FIG. 3 is a right side elevational view thereof;  
FIG. 4 is a left side elevational view thereof;  
FIG. 5 is a rear elevational view thereof; and,  
FIG. 6 is a bottom plan view thereof.

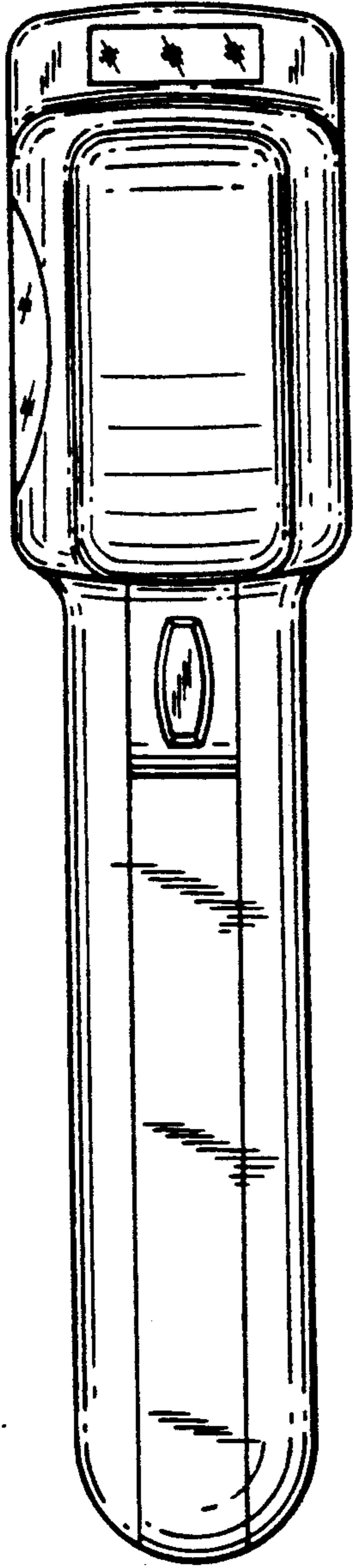


*FIG. 1*

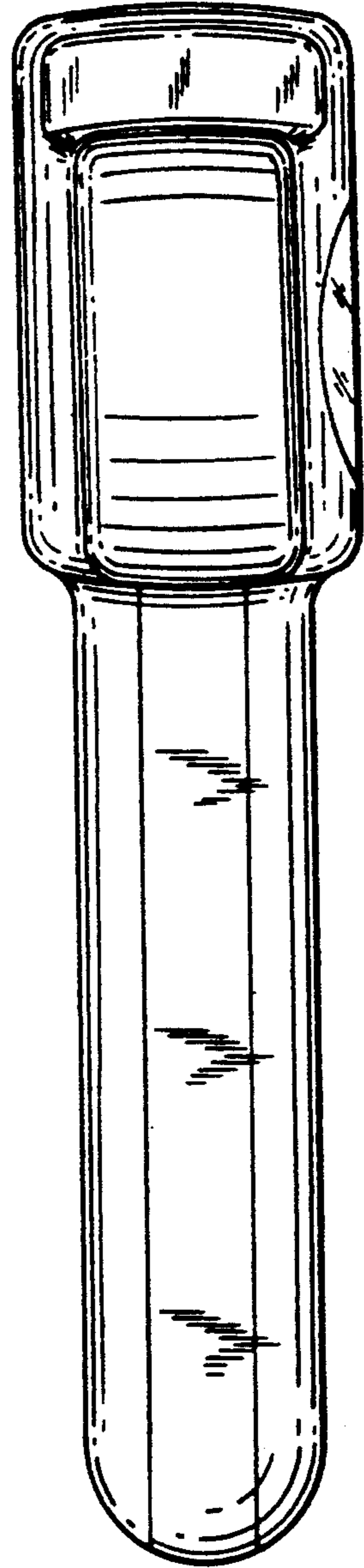


*FIG. 2*



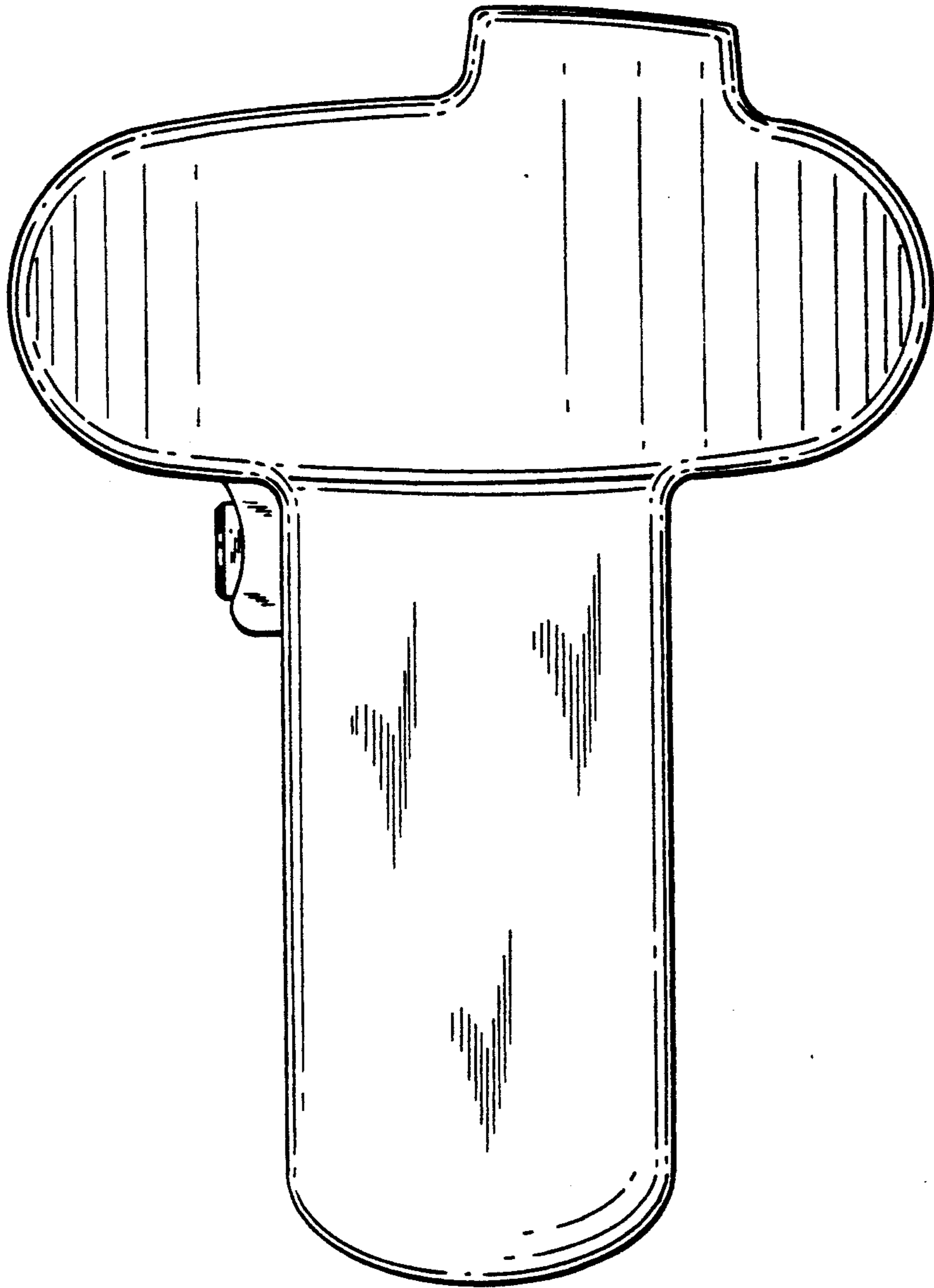


**FIG. 3**



**FIG. 4**

**FIG. 5**



**FIG. 6**

