



US00D342231S

# United States Patent [19]

[11] Patent Number: **Des. 342,231**

Walker et al.

[45] Date of Patent: **\*\* Dec. 14, 1993**

[54] **CHARGER UNIT FOR A PERISTALTIC INFUSION PUMP**

[75] Inventors: **Clarence L. Walker, Webster Groves; Richard A. Sunderland, Creve Coeur; Mark A. Davis, O'Fallon, all of Mo.**

[73] Assignee: **Sherwood Medical Company, St. Louis, Mo.**

[\*\*] Term: **14 Years**

[21] Appl. No.: **689,597**

[22] Filed: **Apr. 19, 1991**

### Related U.S. Application Data

[63] Continuation-in-part of Ser. No. 538,791, Jun. 15, 1990, Pat. No. 5,057,081.

[52] U.S. Cl. .... **D13/108; D24/111**

[58] Field of Search ..... **D24/107, 108, 111, 128; 128/DIG. 13, DIG. 12; D13/107, 108; 417/234, 360, 411, 474, 477; 604/151, 152, 153**

[56] **References Cited**

#### U.S. PATENT DOCUMENTS

D. 312,879	12/1990	Aten .....	D24/111
D. 325,369	4/1992	Ullmann .....	D13/108
2,693,765	11/1954	Petri .....	103/149
3,731,679	5/1973	Wilhelmson et al. ....	417/411 X
3,848,592	11/1974	Willock .....	128/214 R
3,912,168	10/1975	Mullins et al. ....	239/102
3,927,955	12/1975	Spinosa et al. ....	417/477
3,963,023	6/1976	Hankinson .....	128/214 F
4,025,241	5/1977	Clemens .....	417/477
4,138,205	2/1979	Wallach .....	417/360
4,179,249	12/1979	Guttman .....	417/477
4,184,815	1/1980	Casson et al. ....	417/477
4,187,057	2/1980	Xanthopoulos .....	417/63
4,189,286	2/1980	Murry et al. ....	417/477
4,201,525	5/1980	Brown et al. ....	417/477
4,210,138	7/1980	Jess et al. ....	128/214 E
4,217,993	8/1980	Jess et al. ....	222/14
4,230,464	12/1980	Hein .....	417/474
4,231,725	11/1980	Hogan .....	417/477
4,256,442	3/1981	Lamadrid et al. ....	417/477
4,331,883	5/1982	Vitaloni .....	417/411 X
4,363,609	12/1982	Cosentino et al. ....	417/477

4,416,595	11/1983	Cromie .....	604/153 X
4,460,358	7/1984	Somerville et al. ....	604/250
4,472,116	9/1984	Wenstrup .....	417/477
4,479,797	10/1984	Kobayashi et al. ....	604/153
4,482,347	11/1984	Borsanyi .....	604/153
4,493,706	1/1985	Borsanyi et al. ....	604/153
4,515,535	5/1985	D'Silva .....	417/360
4,540,351	9/1985	Olson .....	417/476
4,552,516	11/1985	Stanley .....	417/477
4,558,996	12/1985	Becker .....	417/374
4,559,040	12/1985	Horres et al. ....	604/153
4,599,055	7/1986	Dykstra .....	417/477
4,653,987	3/1987	Tsuji et al. ....	417/360
4,720,249	1/1988	Krebs et al. ....	417/477
4,758,228	7/1988	Williams .....	604/153
4,813,855	3/1989	Leveen et al. ....	417/477
4,832,584	5/1989	Nassif .....	417/477
4,913,703	4/1990	Pasqualucci et al. ....	604/153
4,925,376	5/1990	Kahler .....	417/477
5,057,081	10/1991	Sunderland .....	604/153
5,158,528	10/1992	Walker et al. ....	417/411

#### FOREIGN PATENT DOCUMENTS

0107440	5/1984	European Pat. Off. .
0173075	3/1986	European Pat. Off. .
57-203891	12/1982	Japan .
2208897	4/1989	United Kingdom .

#### OTHER PUBLICATIONS

"Frenta-System for Continuous Tube Feeding", Fresenius AG 1983.

*Primary Examiner*—Stella Reid

*Assistant Examiner*—Ian Simmons

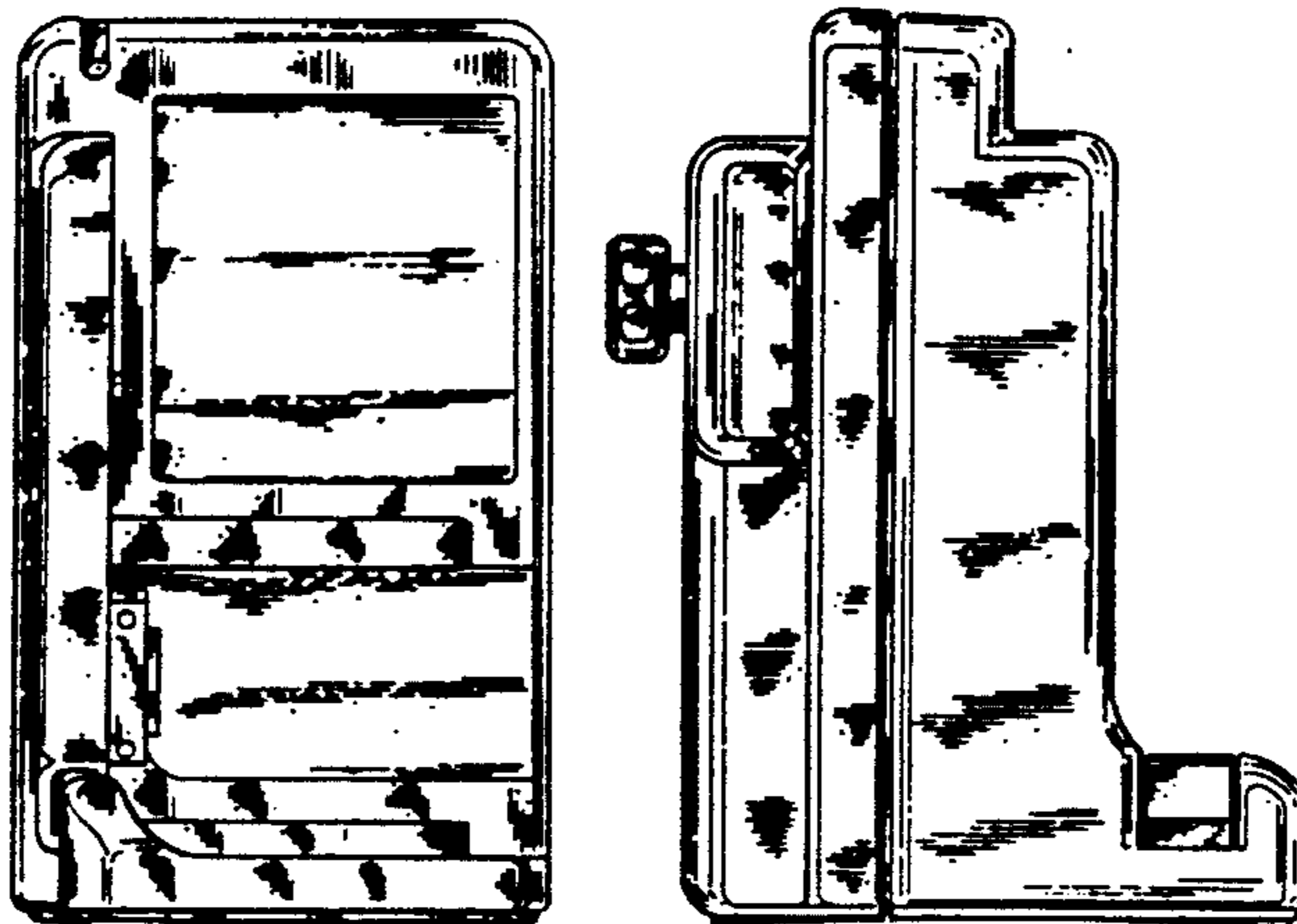
*Attorney, Agent, or Firm*—Montgomery W. Smith; Richard D. Allison; Gene B. Kartchner

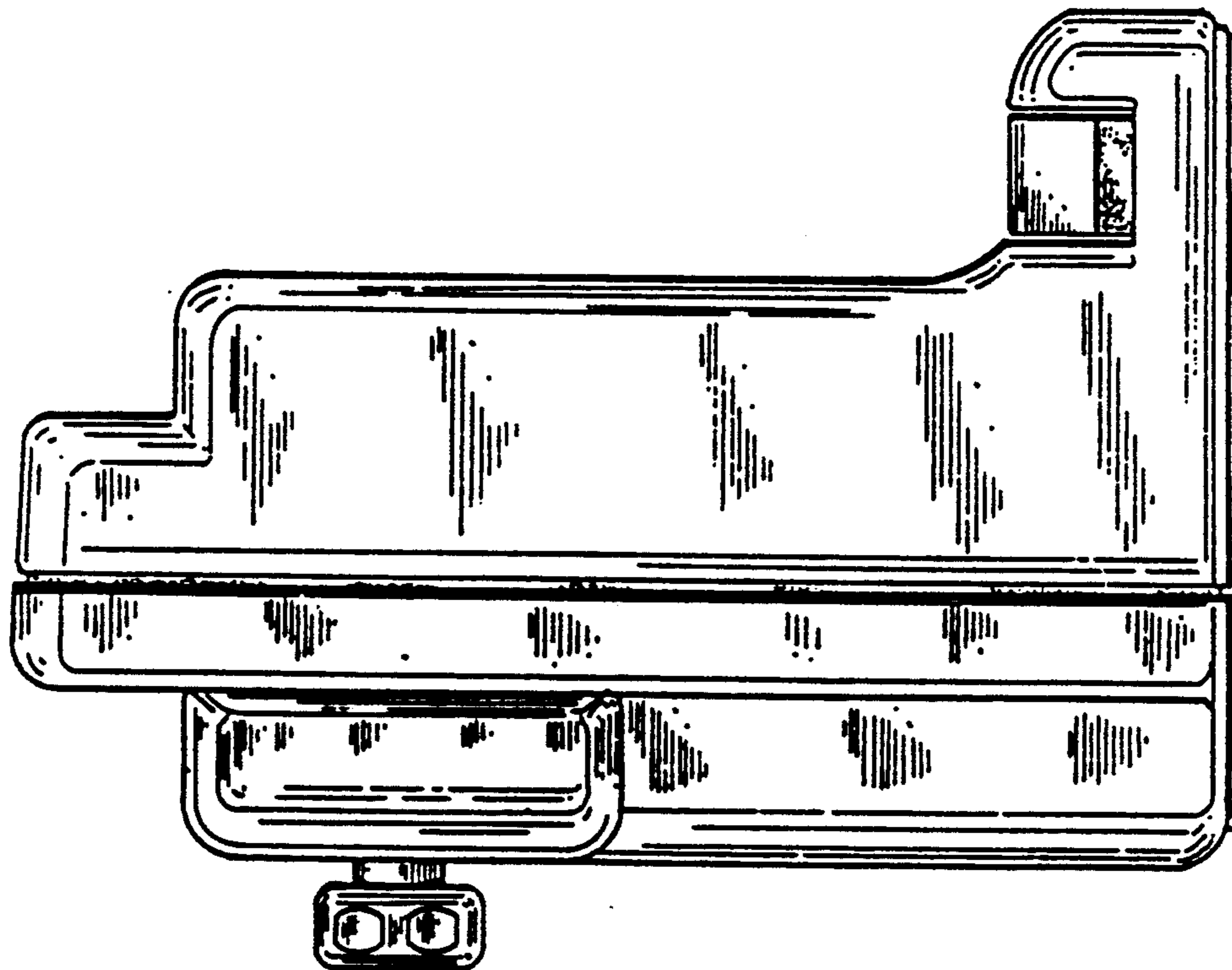
[57] **CLAIM**

The ornamental design for a charger unit for a peristaltic infusion pump, as shown.

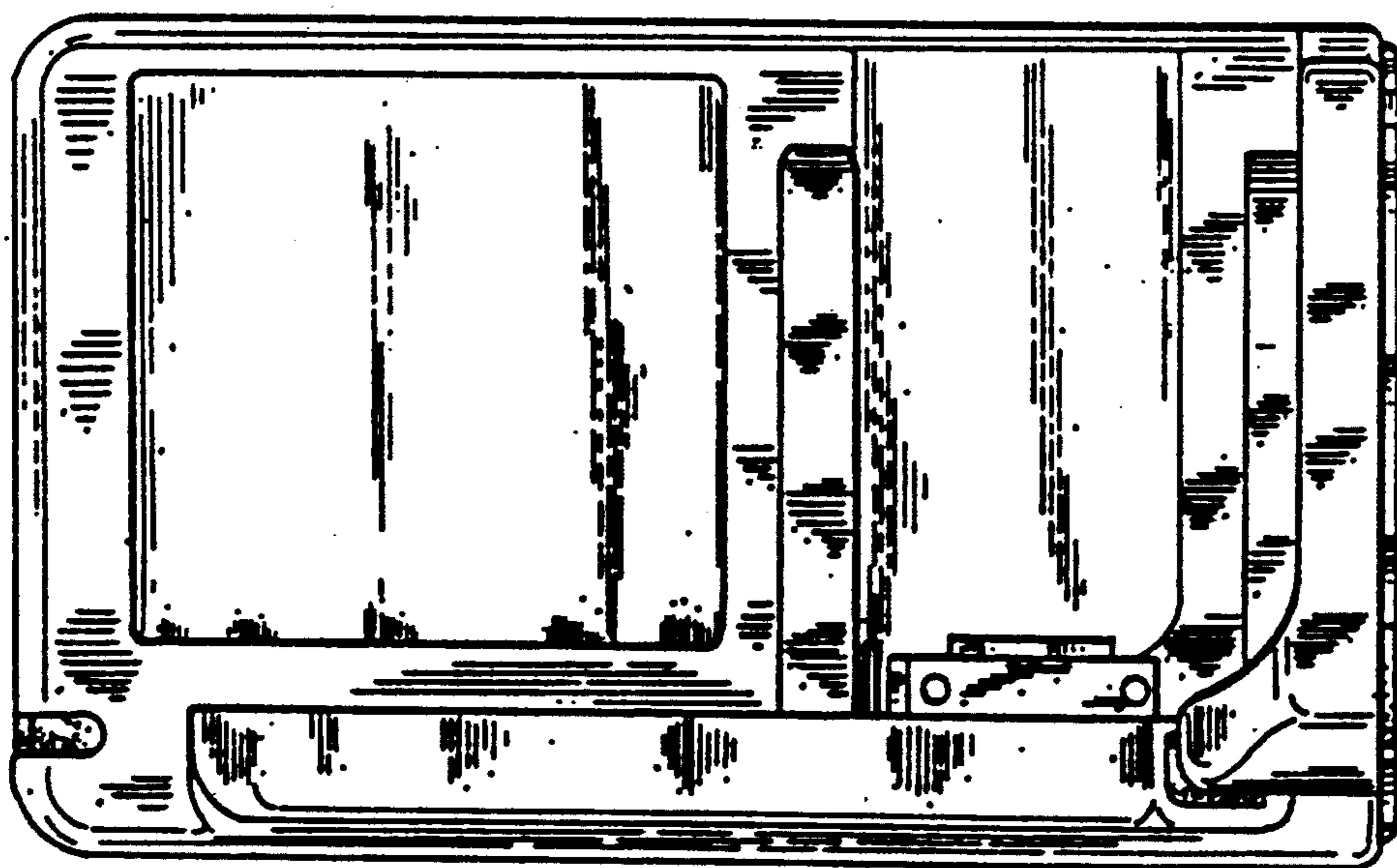
#### DESCRIPTION

FIG. 1 is a front elevational view of a charger unit for a peristaltic infusion pump showing our new design; FIG. 2 is a left side elevational view thereof; FIG. 3 is a rear elevational view thereof; FIG. 4 is a right side elevational view thereof; FIG. 5 is a top elevational view thereof; and, FIG. 6 is a bottom elevational view thereof.



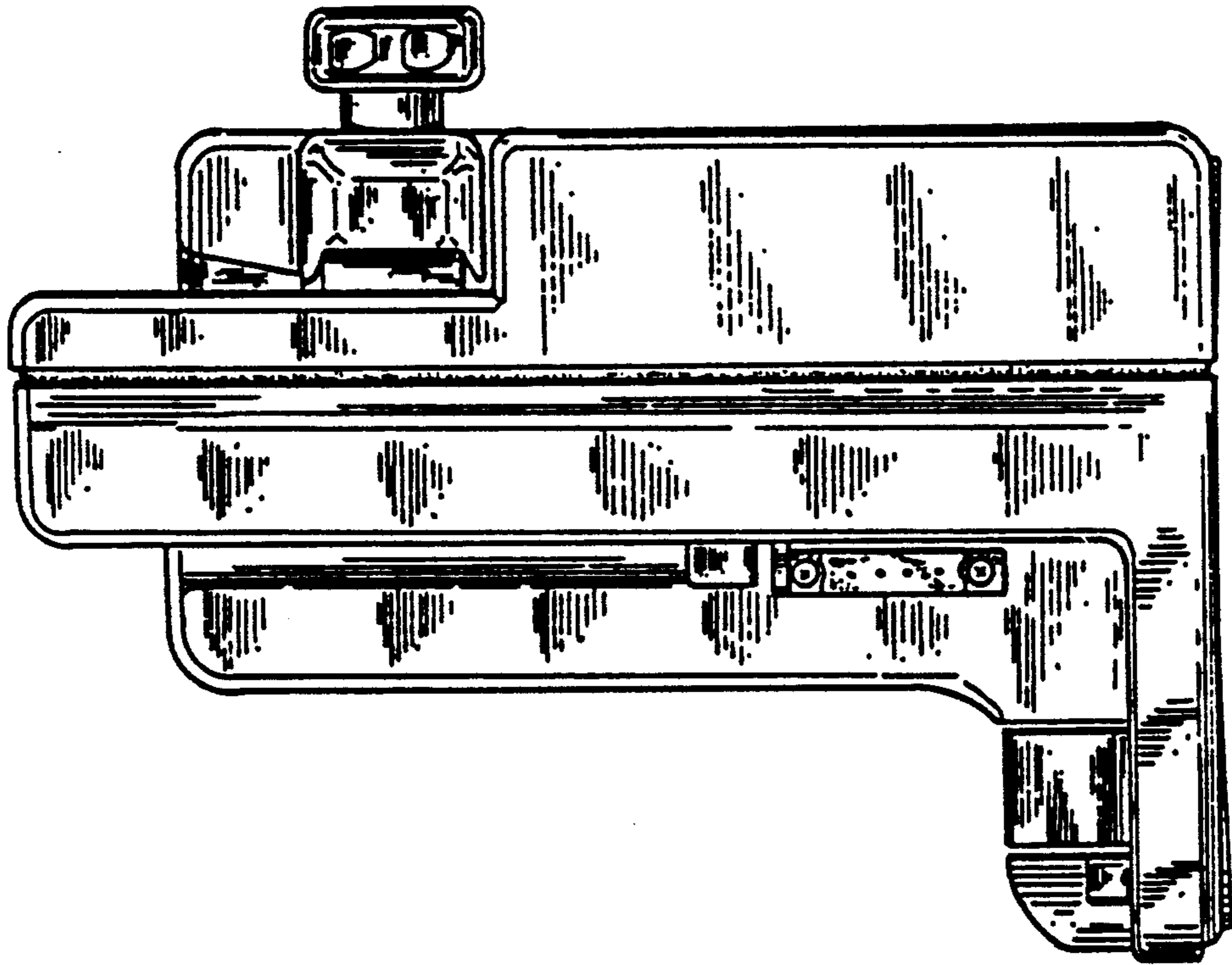


*Fig. 2*

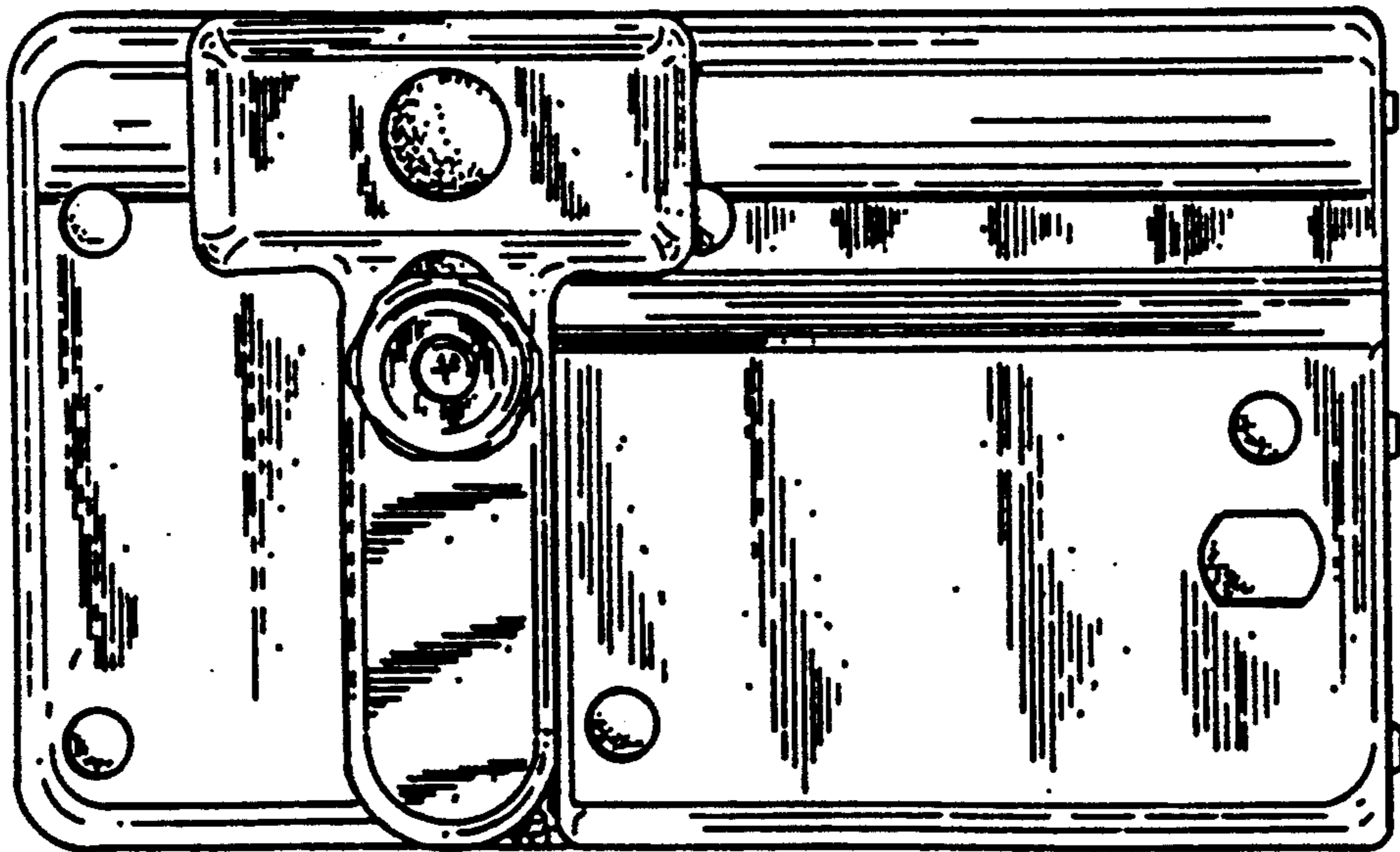


*Fig. 1*






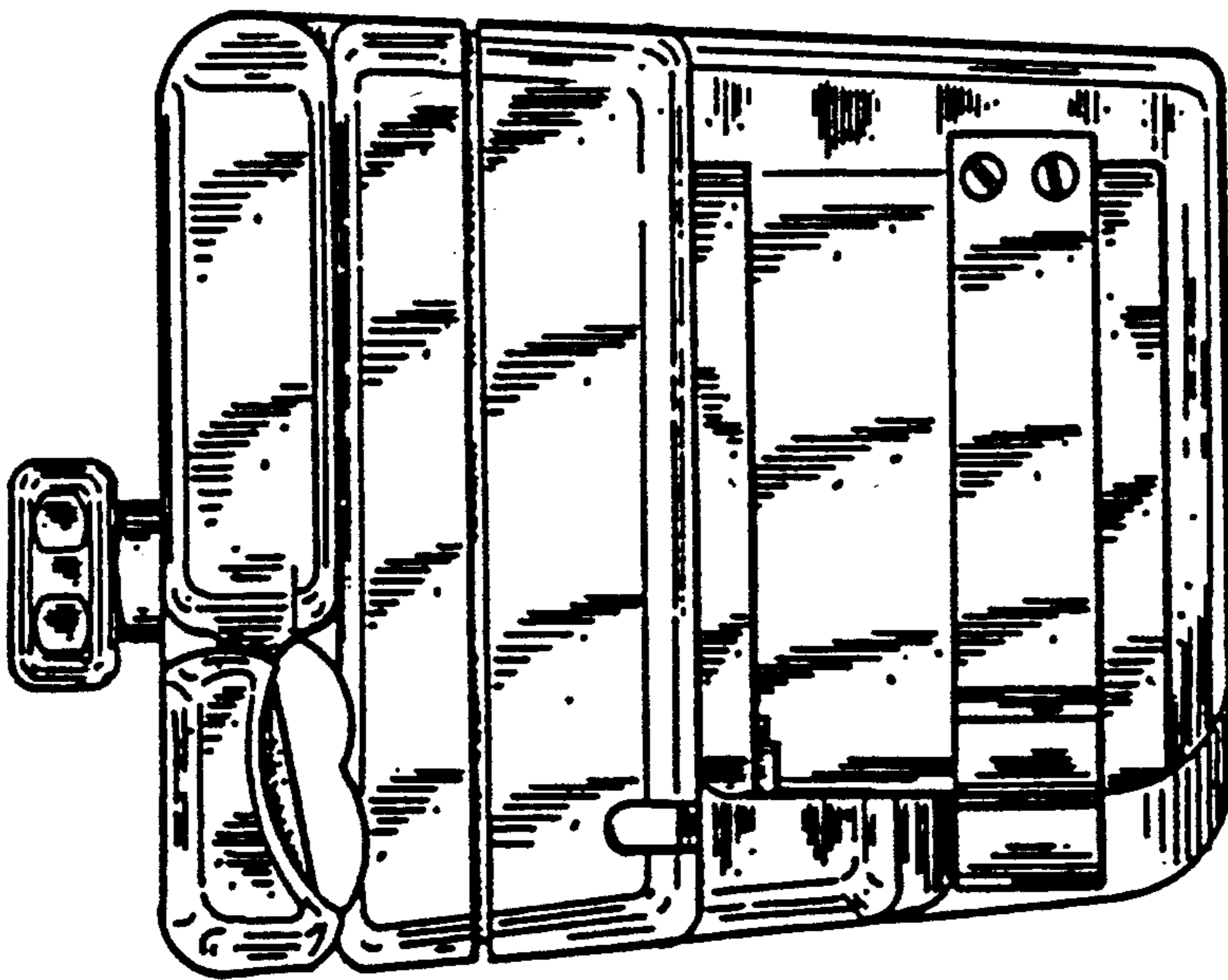
*Fig. 4.*



*Fig. 5.*



*Fig. 6.*



*Fig. 5.*