



US00D342225S

United States Patent [19]

[11] Patent Number: Des. 342,225

Heckman et al.

[45] Date of Patent: ** Dec. 14, 1993

[54] WIPER ARM COVER

[75] Inventors: Greg A. Heckman, Dixon, Ill.; Edgar J. Westcott, Westport, Conn.

[73] Assignee: Stant Corporation, Deerfield, Ill.

[**] Term: 14 Years

[21] Appl. No.: 940,808

[22] Filed: Sep. 8, 1992

[52] U.S. Cl. D12/155

[58] Field of Search D12/155; 15/250.35, 15/250.42

[56] References Cited

U.S. PATENT DOCUMENTS

D. 222,134	10/1971	Hurst	D12/179
D. 308,352	6/1990	Bradley	D12/155
D. 322,772	12/1991	Leu et al.	D12/155
D. 331,212	11/1992	Poteet	D12/155
1,452,431	4/1923	Milkie	.	
3,105,990	10/1963	Harris et al.	15/250.35
3,263,261	8/1966	Schulz	15/250.35
4,114,460	9/1978	Oto	74/18.2
4,522,081	6/1985	Mackin et al.	74/473 R
4,529,213	7/1985	Goodman	277/212 F B

OTHER PUBLICATIONS

Parker-Hannifin Corp., Roberk Designer Series Wiper Arm Boots (1988).


Primary Examiner—James M. Gandy
Attorney, Agent, or Firm—Allegretti & Witcoff, Ltd.

[57] CLAIM

The ornamental design for a wiper arm cover, as shown.

DESCRIPTION

FIG. 1 is a pictorial view of the wiper arm cover; FIG. 2 is a top plan view of the wiper arm cover of FIG. 1; FIG. 3 is a side elevational view of one side of the wiper arm cover shown in FIGS. 1 and 2; FIG. 4 is an elevational view of one end of the wiper arm cover shown in FIGS. 1-3; FIG. 5 is a side elevational view opposite that of FIG. 3, of the wiper arm cover of FIGS. 1-4; FIG. 6 is an elevational view, opposite that of FIG. 4 of the wiper arm cover shown in FIGS. 1-5; and, FIG. 7 is a bottom plan view of the wiper arm cover shown in FIGS. 1-6.



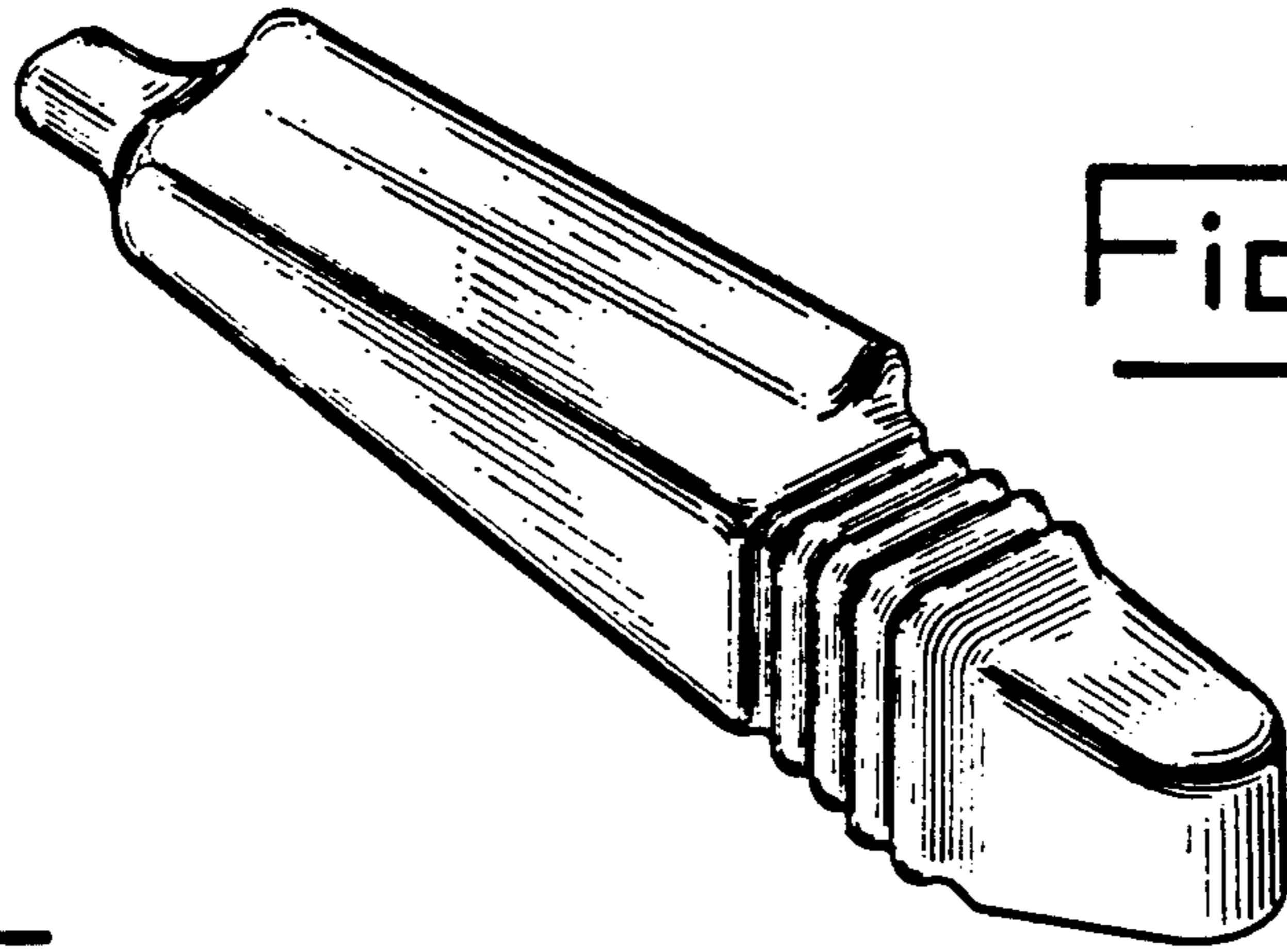


Fig. 1

Fig. 2




Fig. 3




Fig. 4




Fig. 5


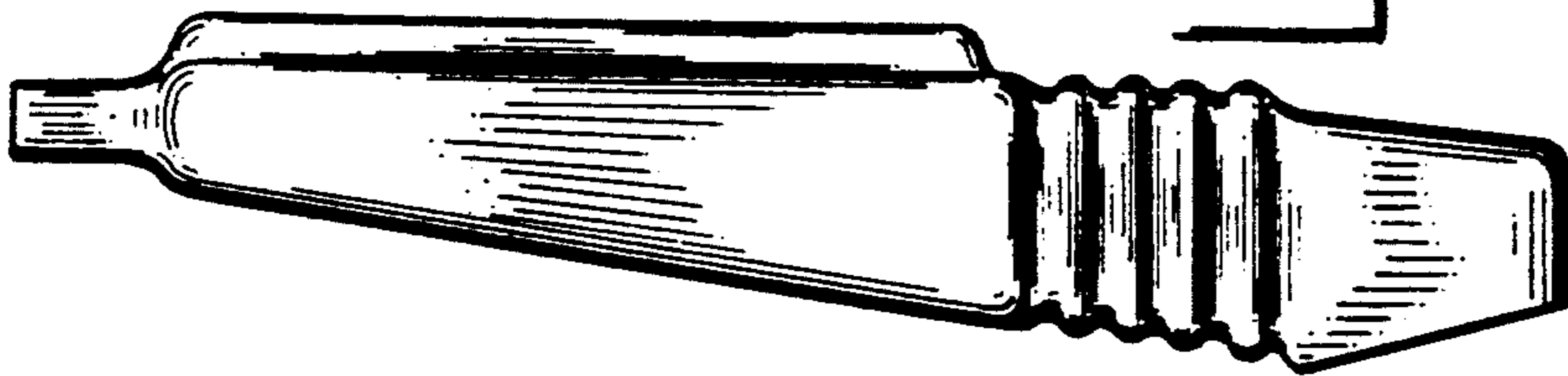


Fig. 7




Fig. 6