



US00D342202S

United States Patent [19]

Young

[11] Patent Number: Des. 342,202

[45] Date of Patent: ** Dec. 14, 1993

[54] ALLEN WRENCH HANDLE

[76] Inventor: Russell Young, 177 Rascal St., KI
Sayer AFB, Mich. 49843

[**] Term: 14 Years

[21] Appl. No.: 812,962

[22] Filed: Dec. 26, 1991

[52] U.S. Cl. D8/107

[58] Field of Search D8/14, 107, 303, DIG. 6,
D8/DIG. 7; 81/177.1, 177.5, 436, 489; 16/110
R

2,569,069 9/1951 Motel 81/436
2,715,028 8/1955 Dossie 81/436
3,438,413 4/1969 Borah 81/177.1
4,356,852 11/1982 Smith 81/177.1

Primary Examiner—Melvin B. Feifer
Assistant Examiner—Philip Hyder
Attorney, Agent, or Firm—Terry M. Gernstein

[57] CLAIM

The ornamental design for an allen wrench handle, as shown and described.

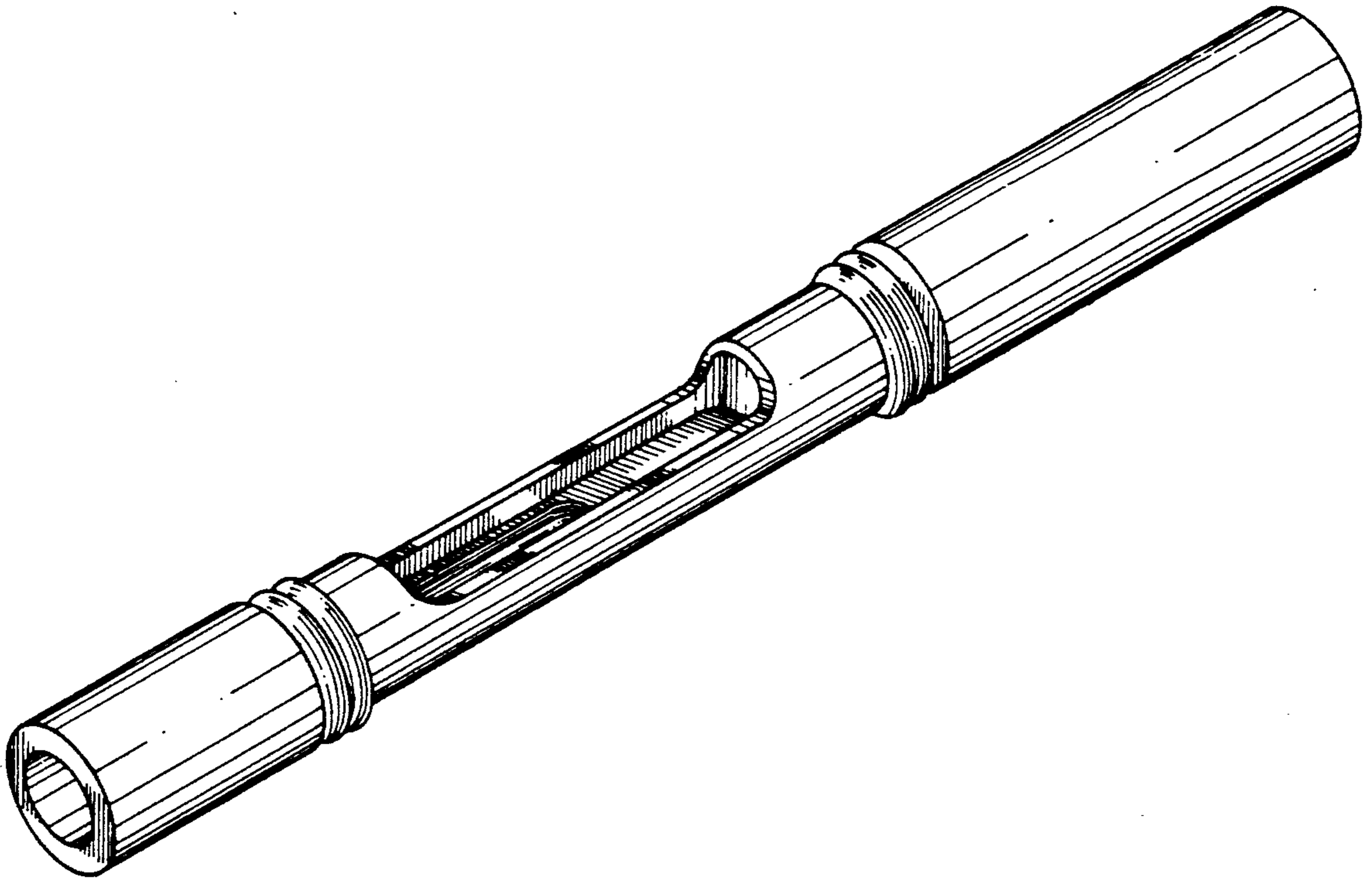
DESCRIPTION

FIG. 1 is a perspective view of an allen wrench handle showing my new design;
FIG. 2 is a front elevational view thereof;
FIG. 3 is a rear elevational view thereof;
FIG. 4 is a right side elevational view thereof, the left side being a mirror image of FIG. 4;
FIG. 5 is a top plan view thereof; and,
FIG. 6 is a bottom view thereof.

[56] References Cited

U.S. PATENT DOCUMENTS

D. 193,863 10/1962 Franklin D8/DIG. 7
D. 252,131 6/1979 Einhorn et al. D8/51
2,409,613 10/1946 Brooks 81/436
2,465,619 3/1949 Veit 81/177.1
2,493,796 1/1950 Williams 81/436



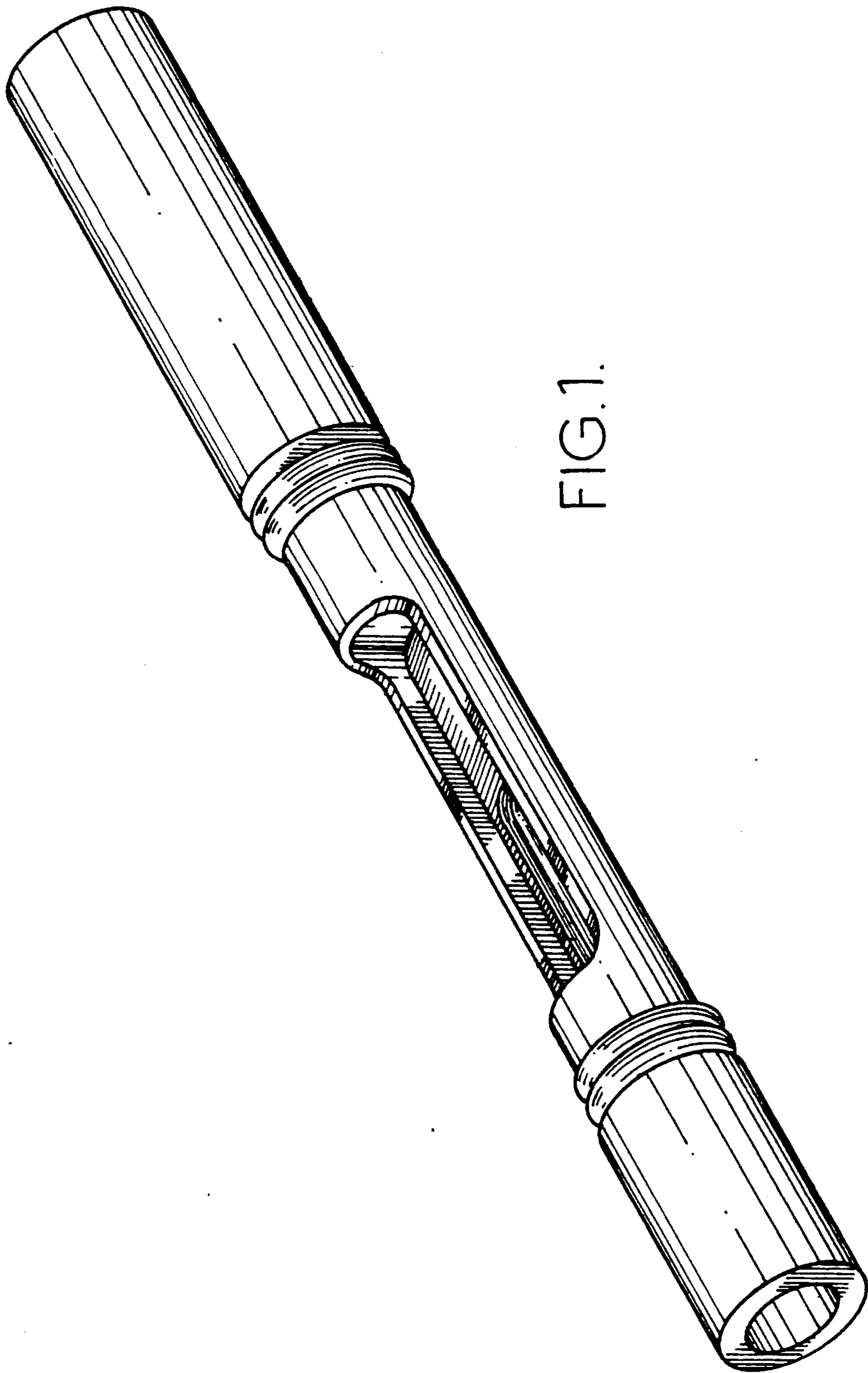


FIG. 1.

FIG. 6.

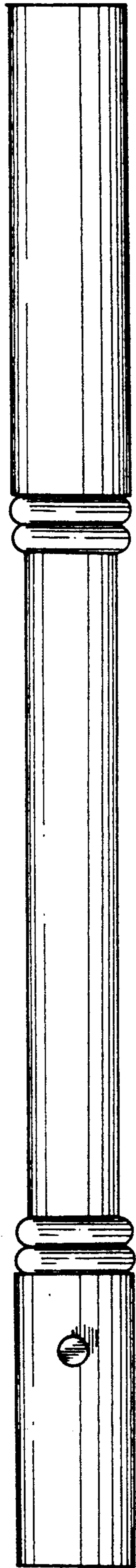


FIG. 2.

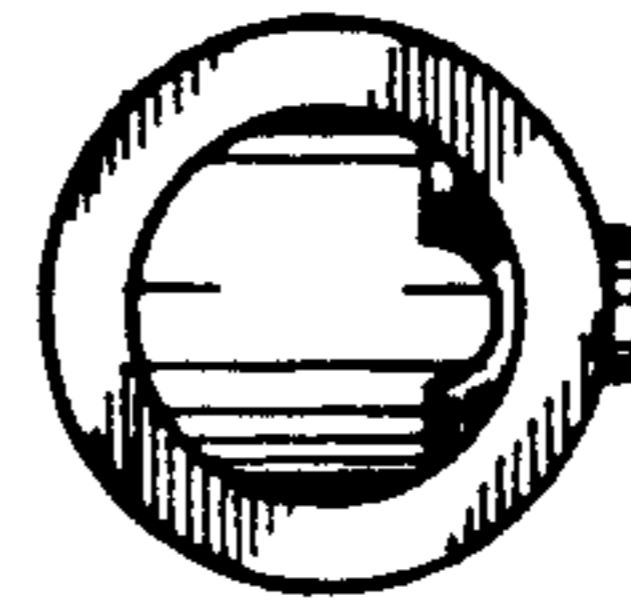


FIG. 3.

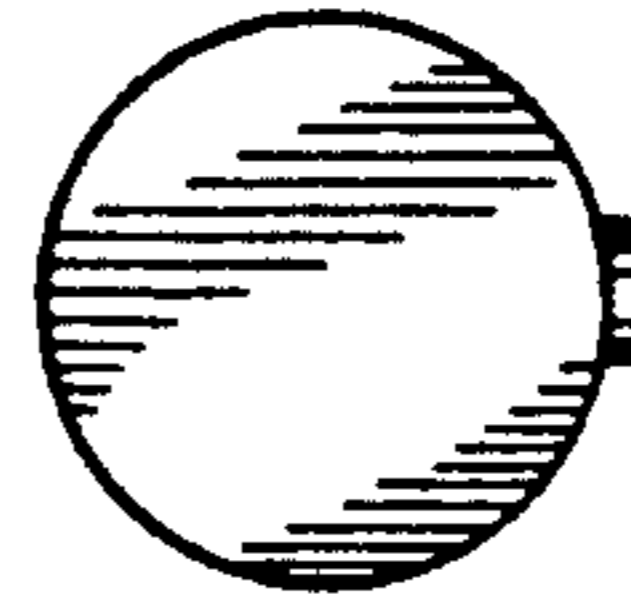


FIG. 5.

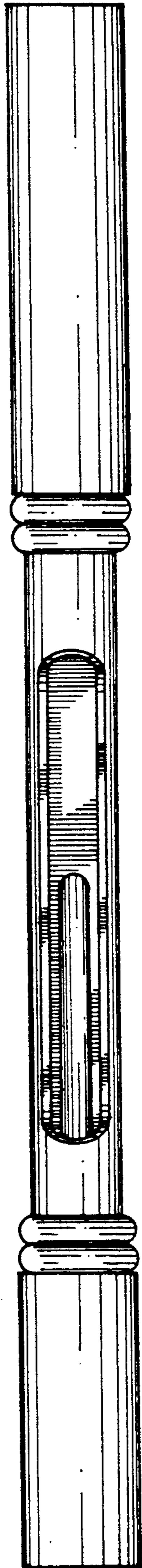


FIG. 4.

