



US00D342194S

# United States Patent [19] Bouilhet

[11] Patent Number: **Des. 342,194**  
[45] Date of Patent: **\*\* Dec. 14, 1993**

## [54] HANDLE FOR FLATWARE

[75] Inventor: **Henri Bouilhet, Paris, France**  
[73] Assignee: **Orfevriere Christofle, Societe Anonyme of France, Paris, France**  
[\*\*] Term: **14 Years**  
[21] Appl. No.: **666,405**  
[22] Filed: **Mar. 7, 1991**

### [30] Foreign Application Priority Data

Jan. 4, 1991 [FR] France ..... 910024  
[52] U.S. Cl. .... **D7/653; D7/401.2**  
[58] Field of Search ..... **D7/642, 653, 664, 401.2; 30/147-150, 322, 324**

### [56] References Cited

**U.S. PATENT DOCUMENTS**  
470,676 3/1892 Jackson ..... 30/149  
**FOREIGN PATENT DOCUMENTS**  
2998 of 1901 United Kingdom ..... 30/340

## OTHER PUBLICATIONS


HFD; Apr. 21, 1986; p. 61; Flatware in the middle.  
*Primary Examiner*—Carmen H. Vales-Lado  
*Assistant Examiner*—Caron D. Veynar  
*Attorney, Agent, or Firm*—Mason, Fenwick & Lawrence

## [57] CLAIM

The ornamental design for a handle for flatware, as shown and described.

## DESCRIPTION

FIG. 1 is a top plan view of a handle for flatware showing my new design;  
FIG. 2 is a left side elevational view, the right side elevational view being a mirror image thereof;  
FIG. 3 is a bottom plan view thereof;  
FIG. 4 is a cross-sectional view taken along line 4—4 of FIG. 1;  
FIG. 5 is a cross-sectional view taken along line 5—5 of FIG. 1;  
FIG. 6 is a rear elevational view thereof;  
FIG. 7 is a perspective view thereof; and,  
FIG. 8 is a cross-sectional view taken on the line 8—8 of FIG. 1.  
The broken line showing of a spoon bowl in FIGS. 1-4, 6 and 7 is environmental only and forms no part of the claimed design.



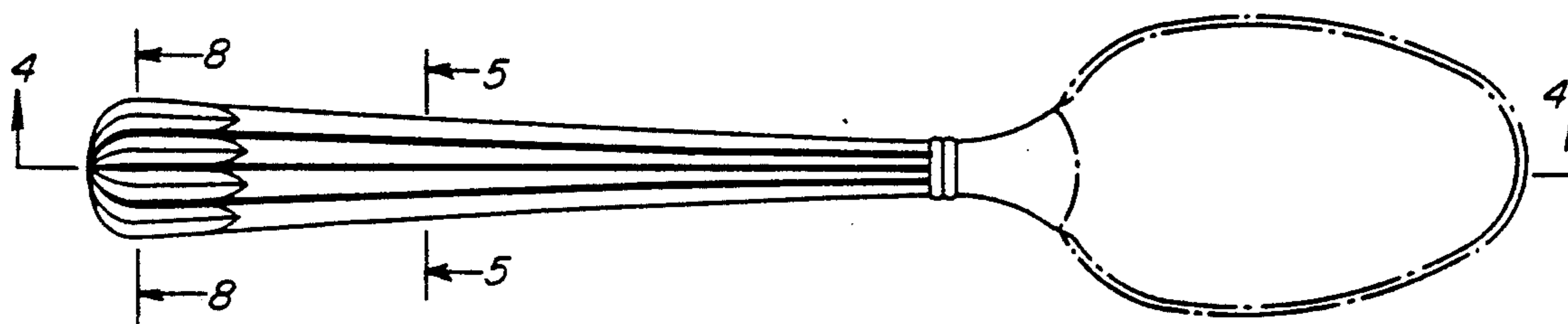


FIG. 1

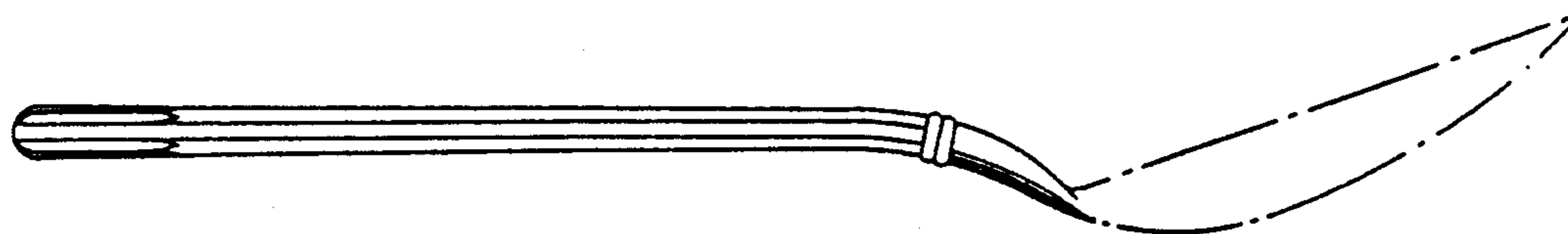


FIG. 2

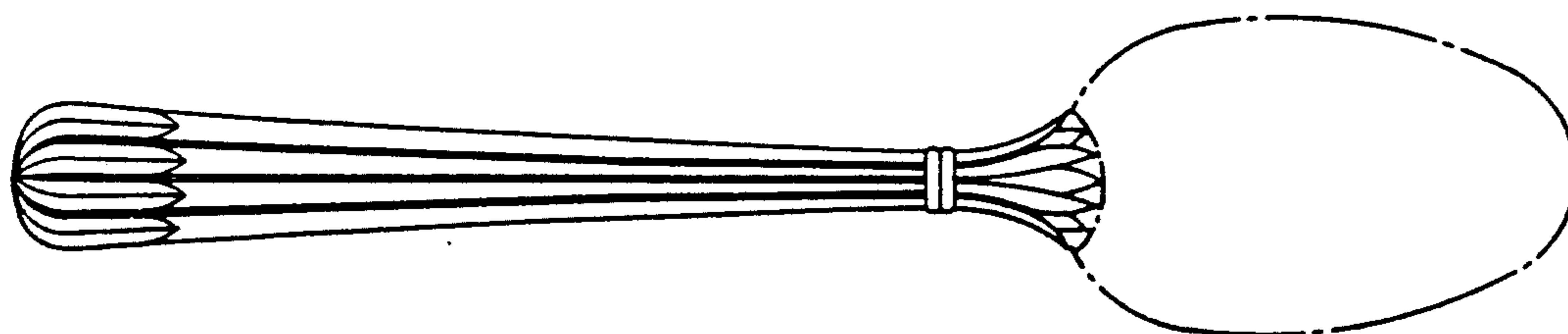


FIG. 3

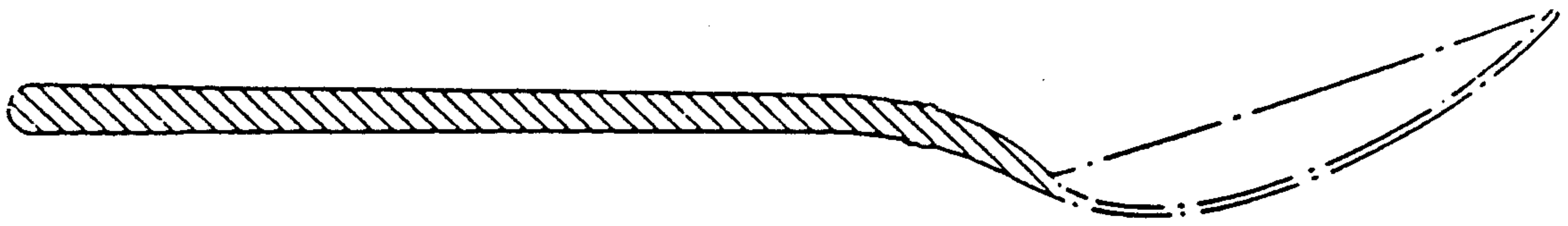


FIG. 4



FIG. 5

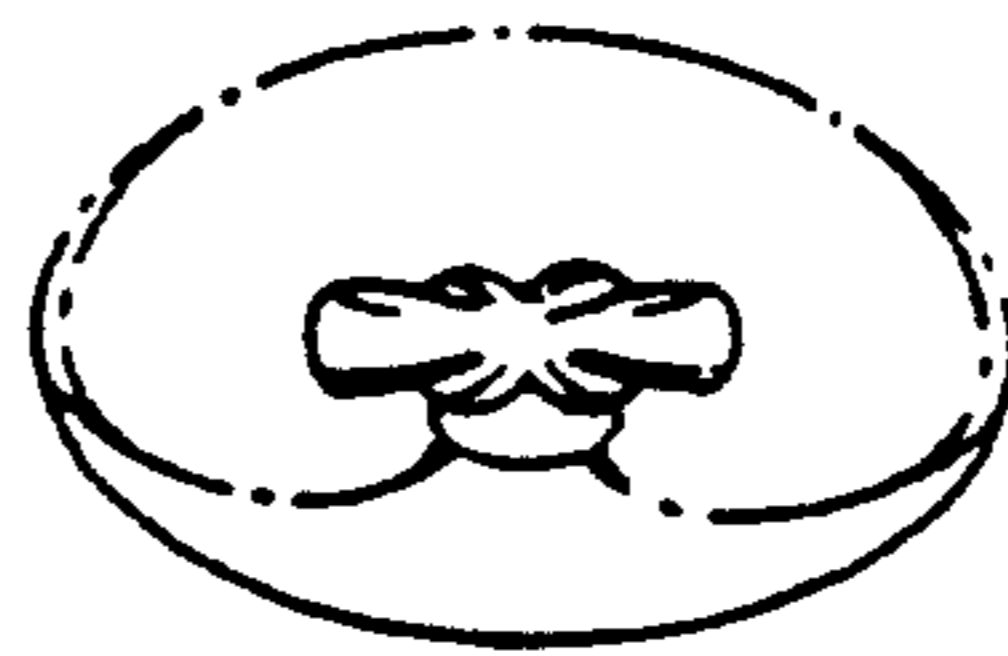


FIG. 6



FIG. 8

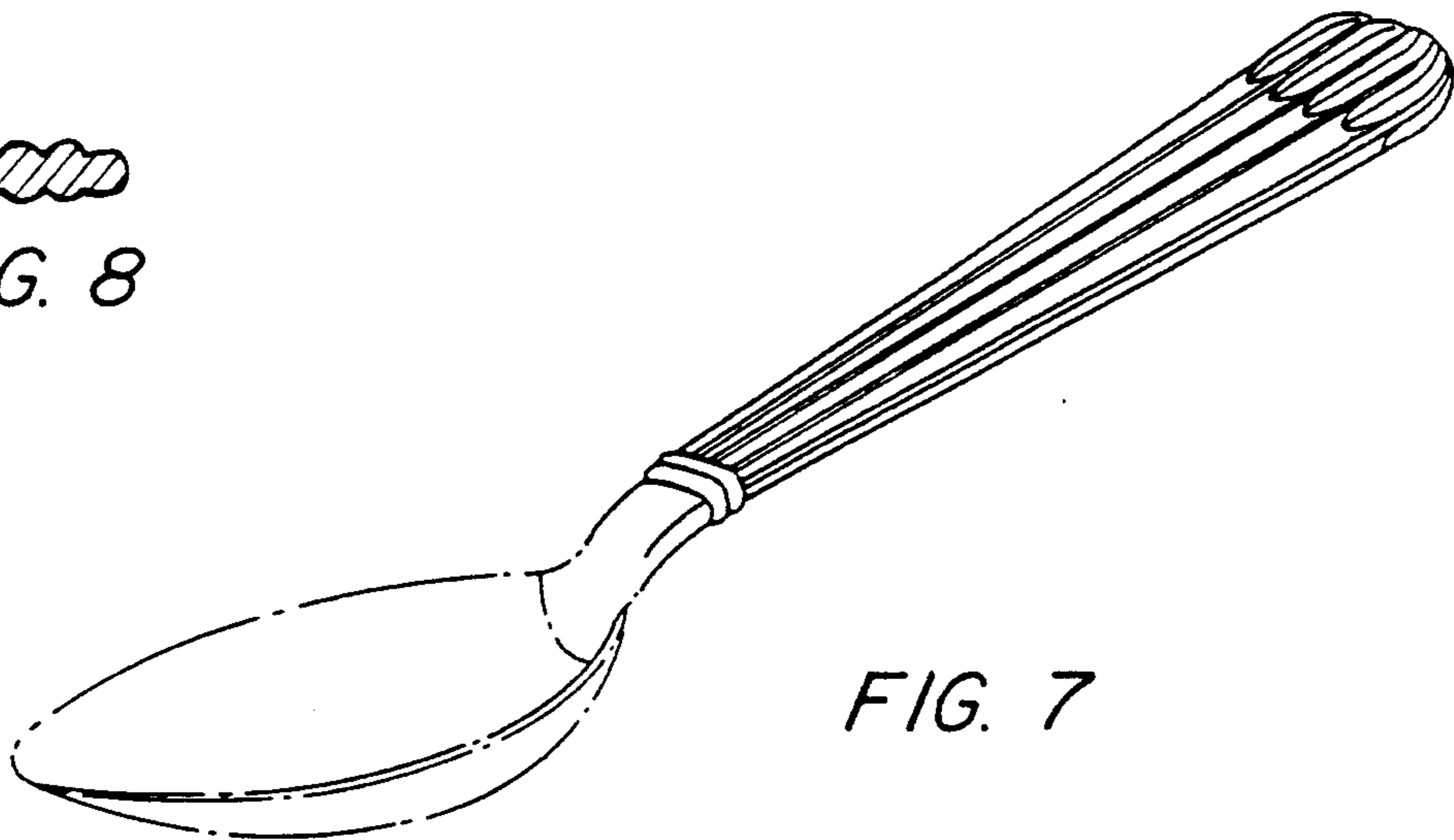


FIG. 7