



US00D342190S

# United States Patent [19]

[11] Patent Number: **Des. 342,190**

Devitt

[45] Date of Patent: **\*\* Dec. 14, 1993**

[54] **COMBINED PLATE AND BEVERAGE HOLDER**

[76] Inventor: **Edward J. Devitt, 470 Washington Ave., Pleasantville, N.Y. 10570**

[\*\*] Term: **14 Years**

[21] Appl. No.: **792,079**

[22] Filed: **Nov. 8, 1991**

[52] U.S. Cl. .... **D7/549; D7/553; D7/555; D7/576**

[58] Field of Search ..... **D7/549, 553, 554, 555, D7/543, 544, 507, 518, 576, 582; 220/575, 737, 556**

[56] **References Cited**

**U.S. PATENT DOCUMENTS**

- D. 42,682 7/1912 Andersen ..... D7/555
- D. 150,666 8/1948 Zachary ..... 220/575 X
- D. 173,297 10/1954 Baker ..... D7/582
- D. 212,114 8/1968 Gerow et al. .... D7/582

- D. 250,163 11/1978 Pinson ..... D7/549
- D. 251,350 3/1979 Gerow ..... D7/582
- D. 307,529 5/1990 Baetens ..... D7/549
- D. 331,860 12/1992 Stanfield ..... D7/555
- 2,427,697 9/1947 Weidler ..... D7/543 X
- 4,989,742 2/1991 Powell ..... D7/554 X

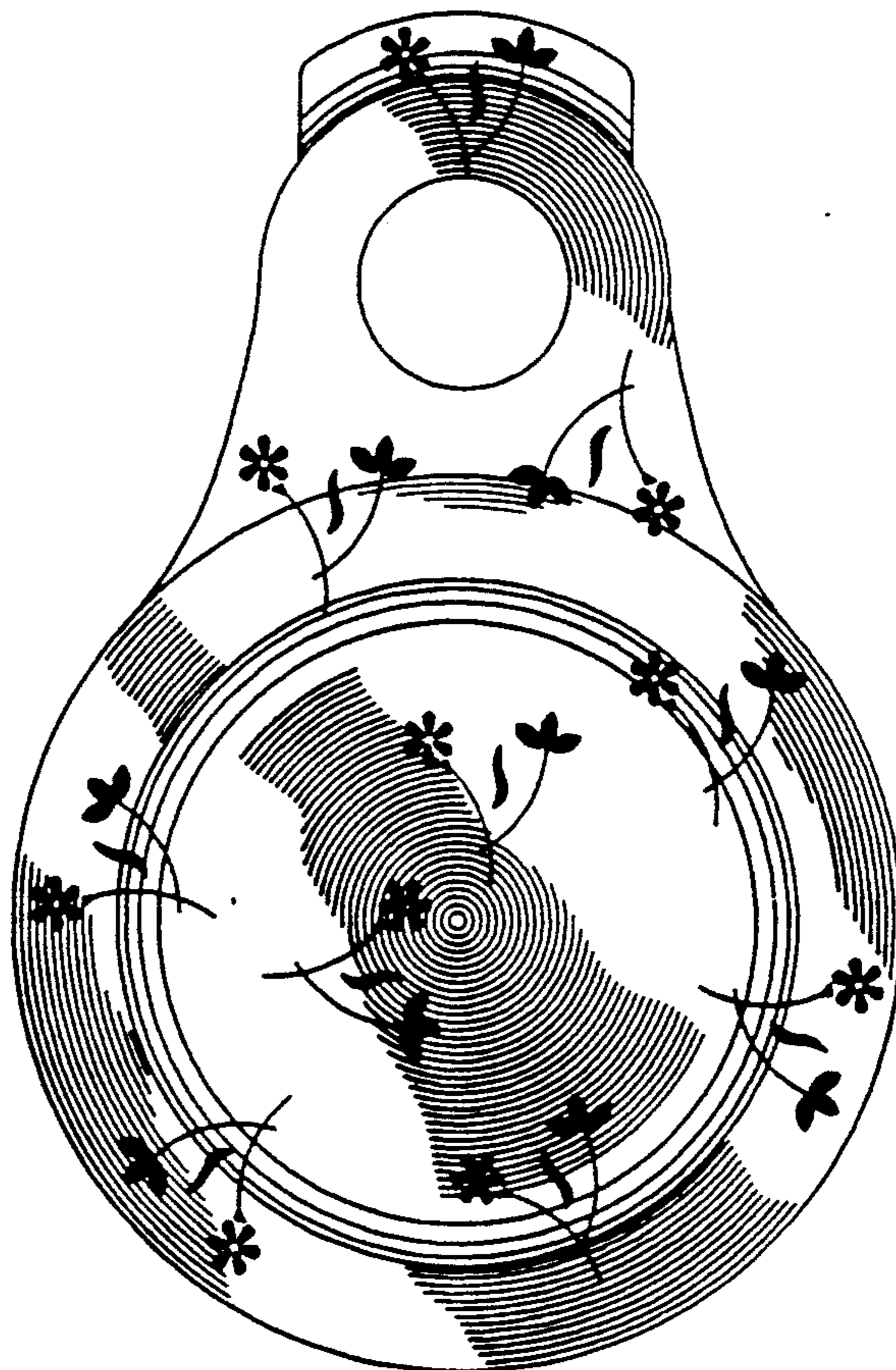
*Primary Examiner*—Alan P. Douglas  
*Assistant Examiner*—M. N. Pandozzi  
*Attorney, Agent, or Firm*—S. Michael Bender

[57] **CLAIM**


The ornamental design for a combined plate and beverage holder, as shown.

**DESCRIPTION**

FIG. 1 is a front elevational view of the combined plate and beverage holder showing my new design; FIG. 2 is a rear elevational view thereof; FIG. 3 is a left side elevational view thereof; FIG. 4 is a right side elevational view thereof; FIG. 5 is a top plan view thereof; and, FIG. 6 is a bottom plan view thereof.



*FIG. 1*



*FIG. 2*




FIG. 3



FIG. 4



FIG. 5

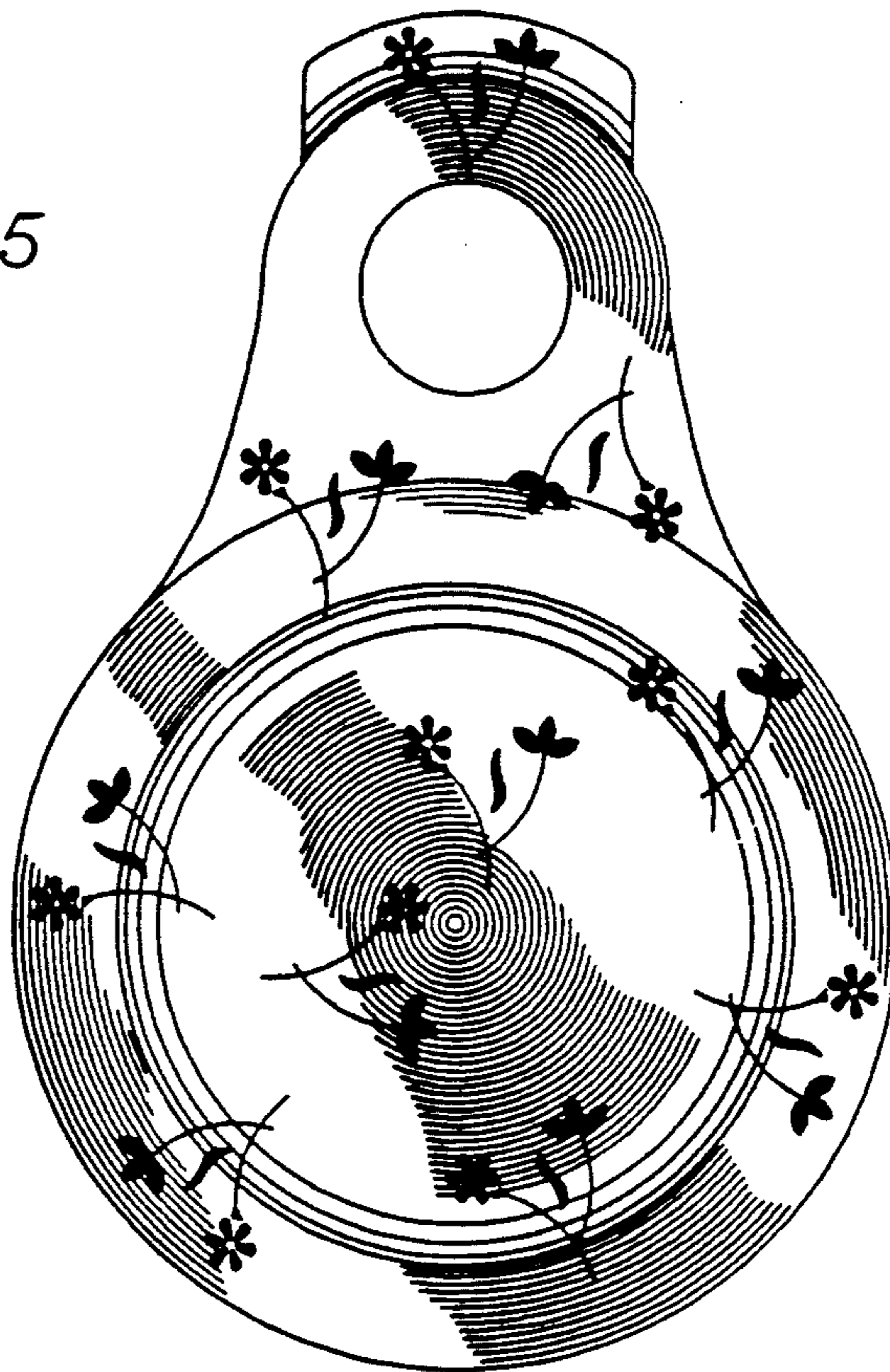


FIG. 6

