



US00D342165S

United States Patent [19]

[11] Patent Number: **Des. 342,165**

Marshall et al.

[45] Date of Patent: **** Dec. 14, 1993**

[54] **COMBINED CHAIR AND ELECTRICAL HOOD**

D. 288,037 2/1987 Orenstein D6/335
4,865,380 9/1989 Heitzman-Powell et al. 5/418 X

[75] Inventors: **Barry J. Marshall; Gregory L. Corrigan**, both of Vancouver, Canada

FOREIGN PATENT DOCUMENTS

1356081 2/1964 France 297/417
2129290 5/1984 United Kingdom 297/417

[73] Assignee: **314613 B.C. Ltd.**, Canada

OTHER PUBLICATIONS

[**] Term: **14 Years**

Interiors Mar. 1985 p. 1, "Moving sculpture by Porsche" on page.

[21] Appl. No.: **640,235**

Primary Examiner—Carmen H. Vales-Lado
Attorney, Agent, or Firm—Barrigar & Oyen

[22] Filed: **Jan. 11, 1991**

[52] U.S. Cl. **D6/335; D6/360; D6/361**

[57] CLAIM

[58] Field of Search **D6/335, 360, 361; 5/418; 297/DIG. 3, 17, 417, 432**

The ornamental design for a combined chair and electrical hood, as shown and described.

[56] References Cited

DESCRIPTION

U.S. PATENT DOCUMENTS

D. 145,092 6/1946 Laskowitz D6/361
D. 196,793 11/1963 Glass D6/361
D. 209,903 1/1968 Petrick et al. D6/335
D. 233,493 11/1974 Tuttle D6/361
D. 247,010 1/1978 Daswick D6/360

FIG. 1 is a side elevation of the combined chair and electrical hood showing our new design;
FIG. 2 is a front elevation view thereof;
FIG. 3 is a rear elevation view thereof;
FIG. 4 is a top plan view thereof; and,
FIG. 5 is a rear and side perspective view thereof.

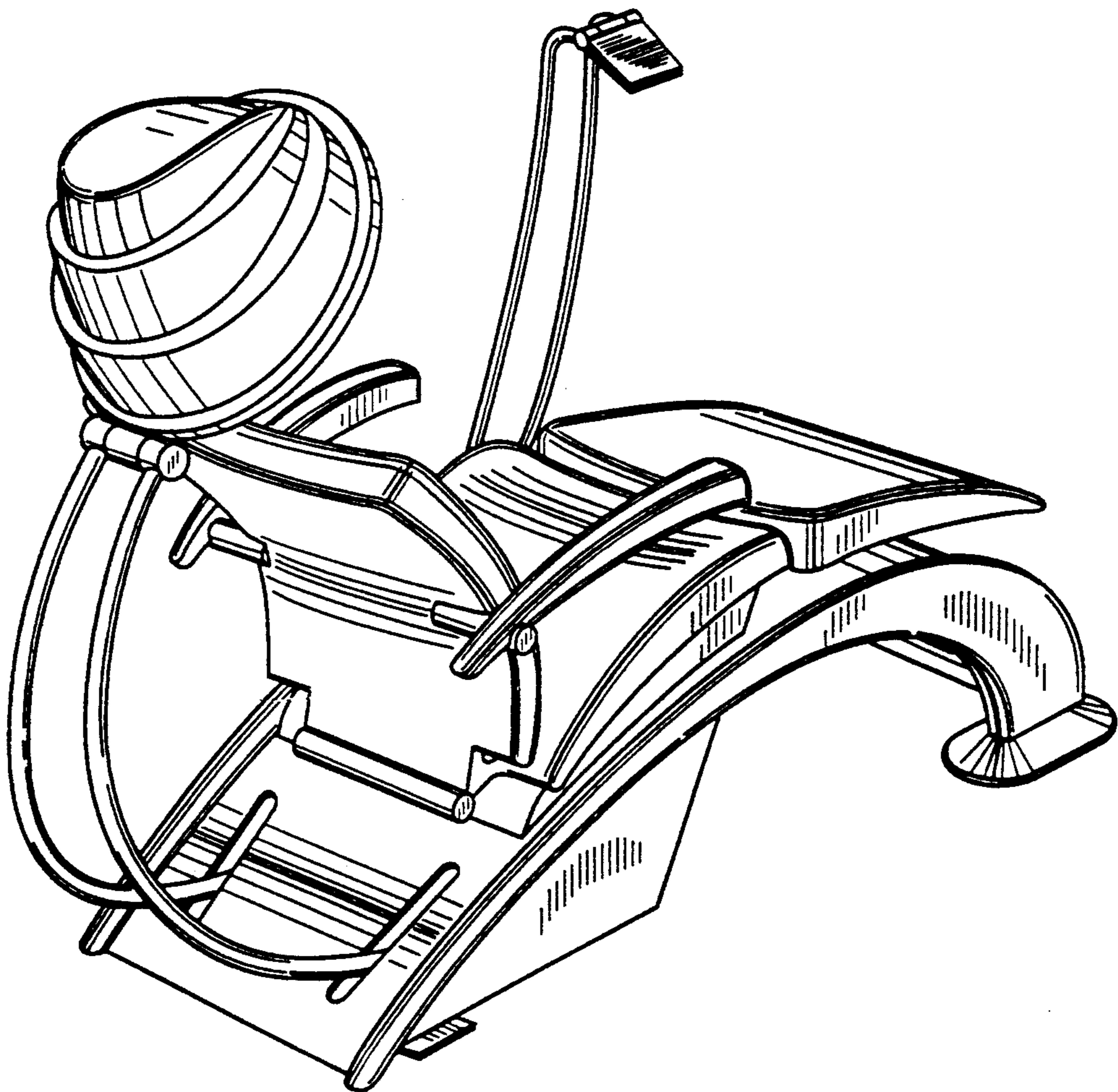


FIG. 1

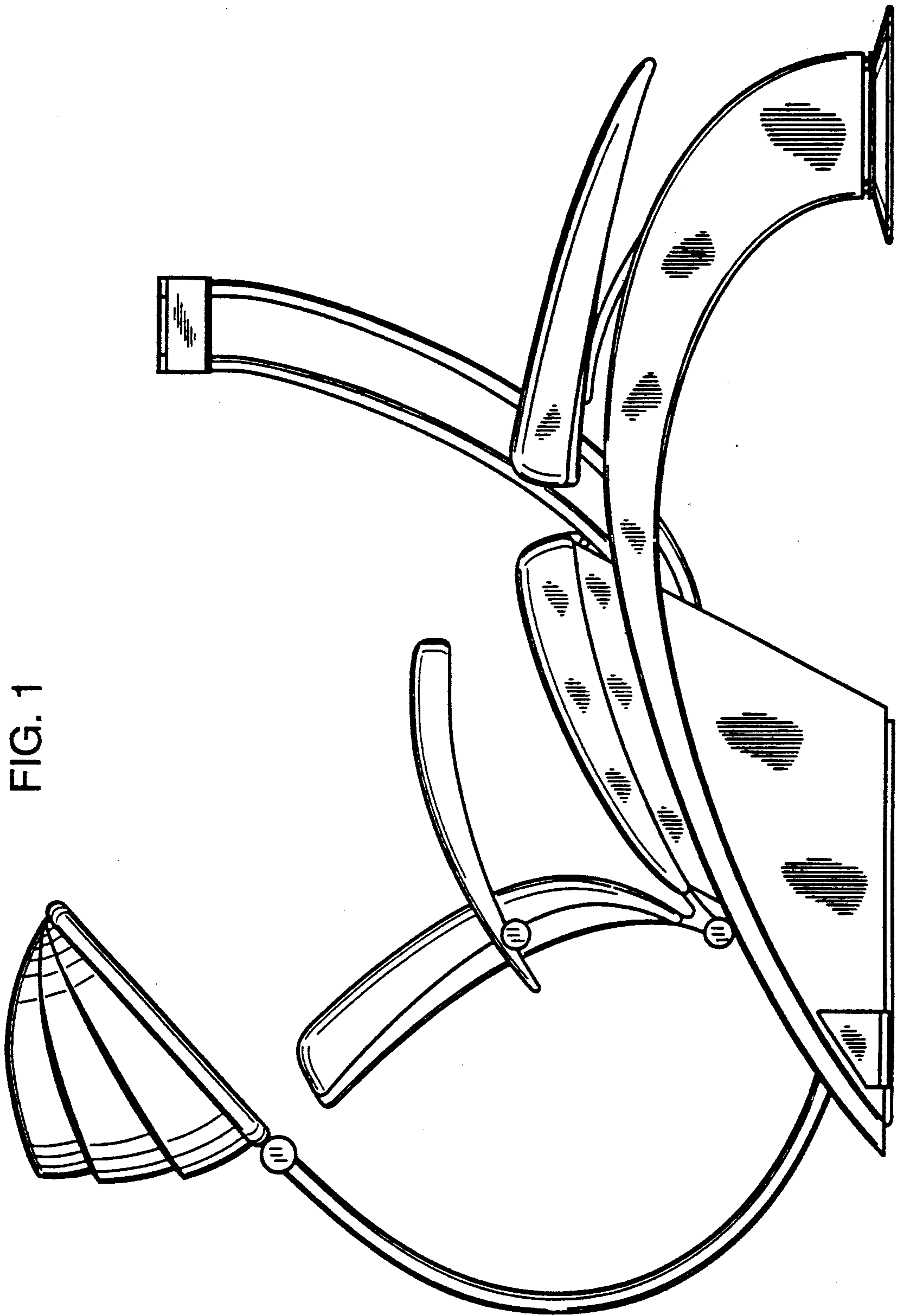


FIG. 2

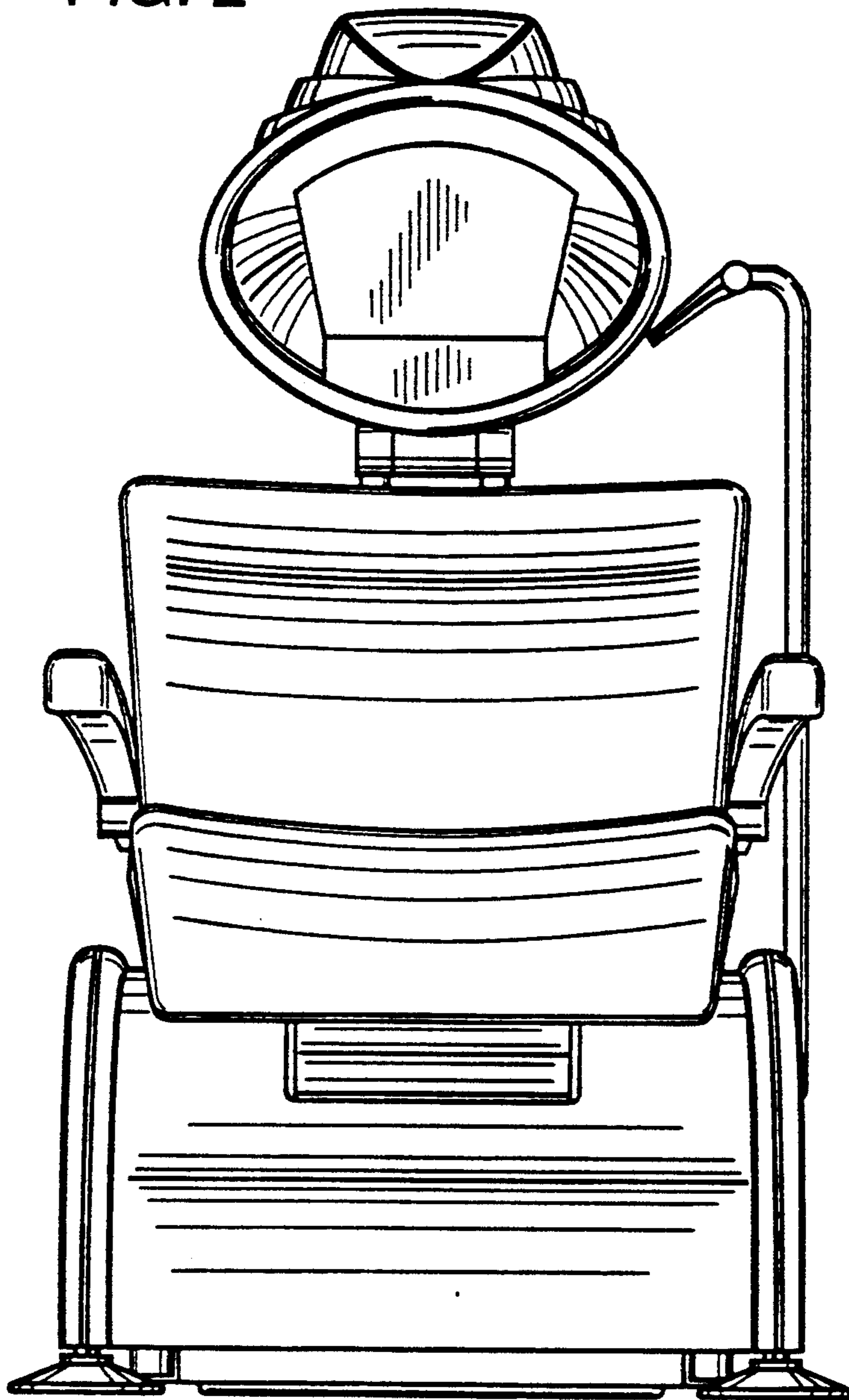
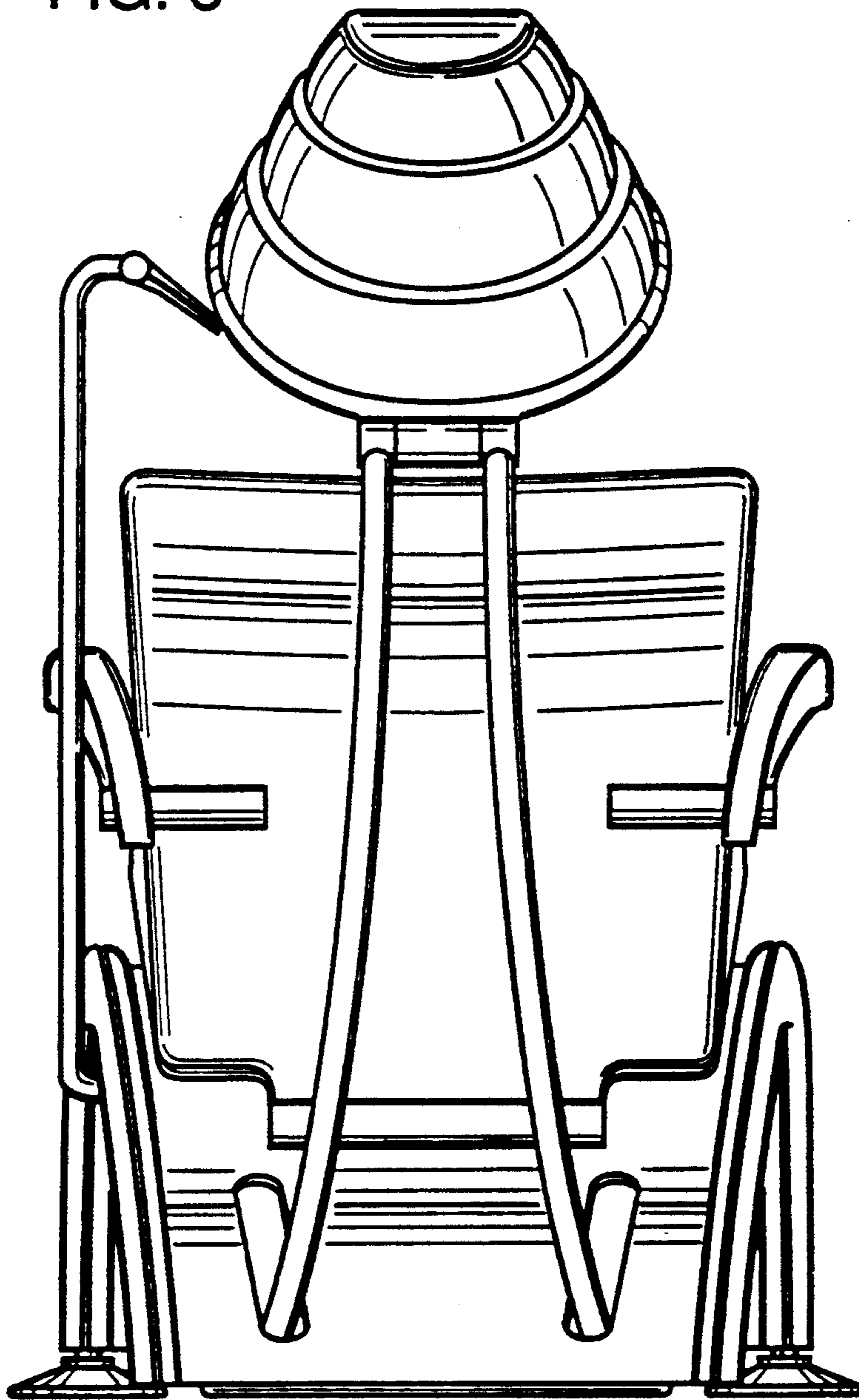


FIG. 3






FIG. 4

FIG. 5

