



US00D342157S

United States Patent [19]

[11] Patent Number: **Des. 342,157**

Tiramani et al.

[45] Date of Patent: **** Dec. 14, 1993**

[54] **DENTAL ORGANIZER**

D. 277,335 1/1985 Lieberman D3/66
D. 285,370 8/1986 Chevassus D28/82 X

[75] Inventors: **Paolo Tiramani**, Greenwich, Conn.;
Thomas Van Dyk, Prospect Park,
N.J.

Primary Examiner—Louis S. Zarfes
Attorney, Agent, or Firm—Abelman, Frayne & Schwab

[73] Assignee: **Goody Products, Inc.**, Kearney, N.J.

[57] **CLAIM**

[**] Term: **14 Years**

The ornamental design for dental organizer, as shown and described.

[21] Appl. No.: **7,566**

DESCRIPTION

[22] Filed: **Apr. 26, 1993**

Related U.S. Application Data

[62] Division of Ser. No. 646,990, Jan. 28, 1991.

[52] U.S. Cl. **D3/39**

[58] Field of Search **D3/39, 66; D9/552;**
D6/536; D28/82, 90; 220/DIG. 26; 206/235,
385, 581, 823

FIG. 1 is a front elevation of a dental organizer incorporating our design, the rear elevation being a mirror image of FIG. 1;

FIG. 2 is an end elevation of the dental organizer, the opposite end being a mirror image of FIG. 2;

FIG. 3 is an illustration of the two halves of the dental organizer when in separated position;

FIG. 4 is a plan view of the lower half of the dental organizer of FIG. 3;

FIG. 5 is a longitudinal cross-section through the dental organizer of FIG. 3;

FIG. 6 is a plan view of the top half of the dental organizer of FIG. 3; and,

FIG. 7 is an underside plan view of the lower half of the dental organizer of FIG. 3.

[56] References Cited

U.S. PATENT DOCUMENTS

D. 76,884 11/1928 Millring D3/39
D. 136,596 11/1943 Robson D3/39
D. 144,533 4/1946 Worley D3/39
D. 259,596 6/1981 Gray D3/39

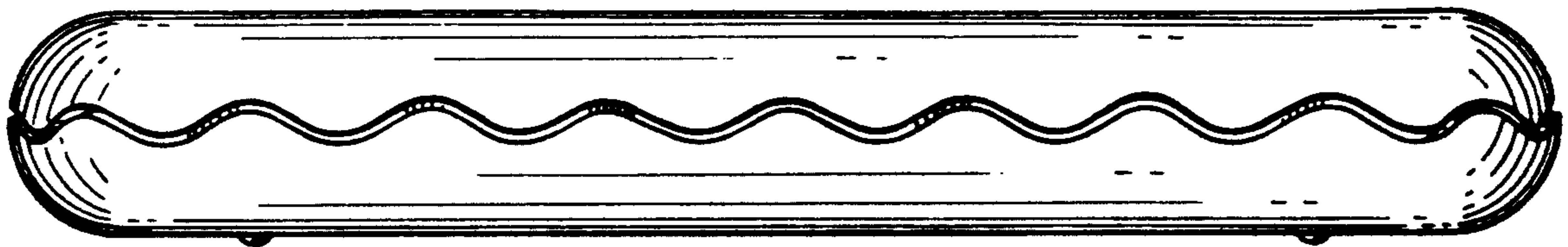


FIG. 1

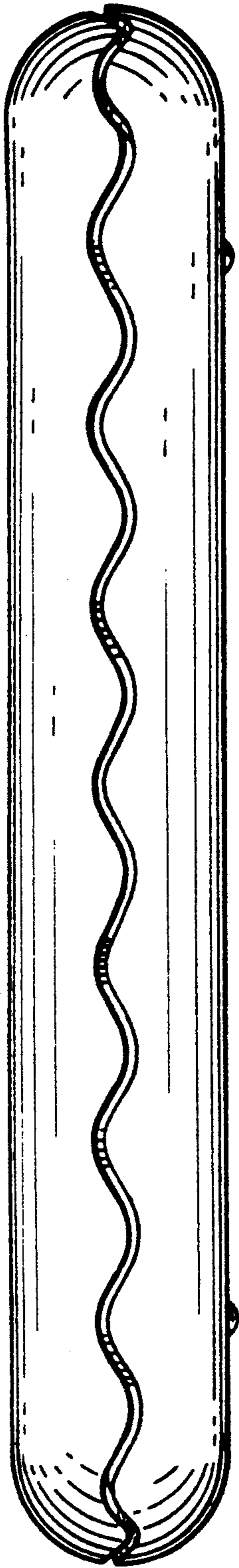


FIG. 2

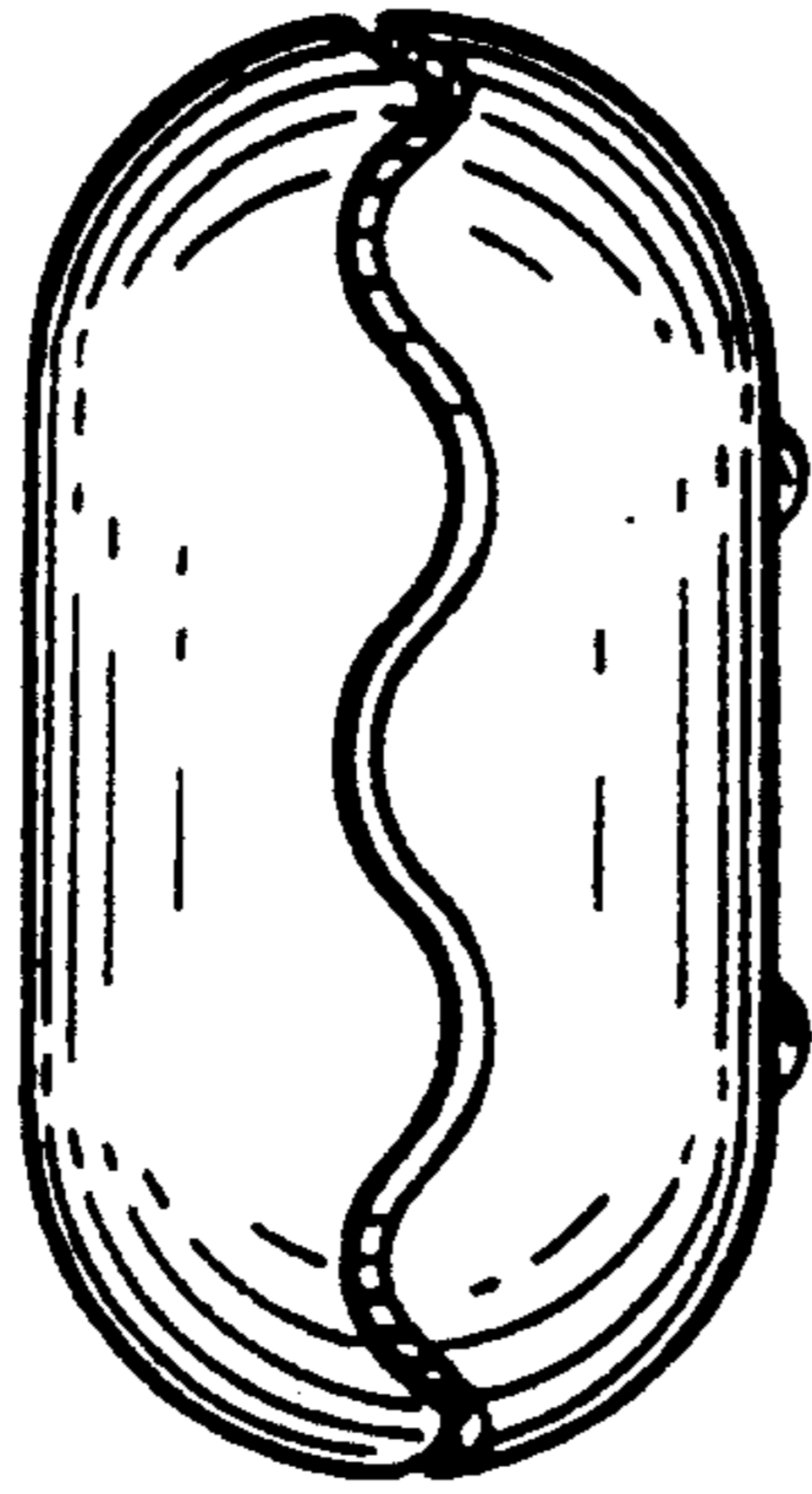


FIG. 3

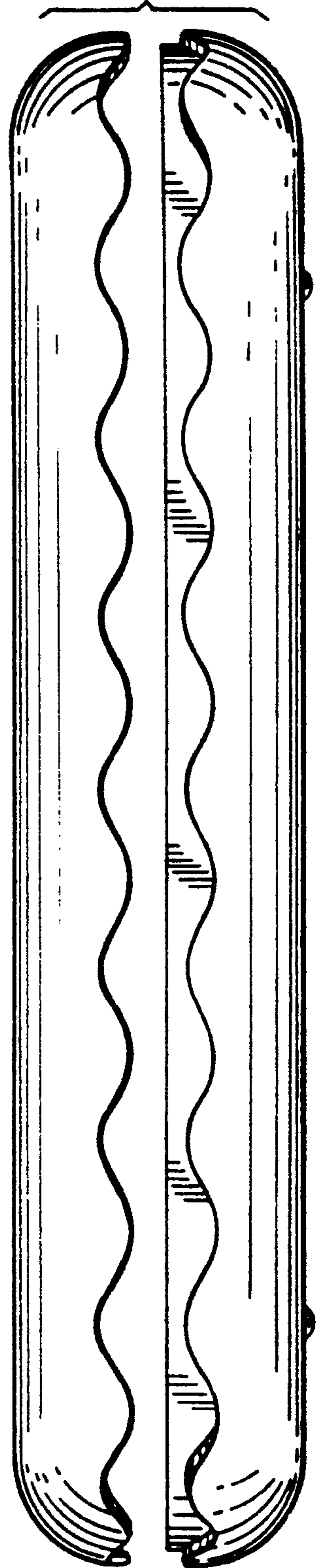


FIG. 4

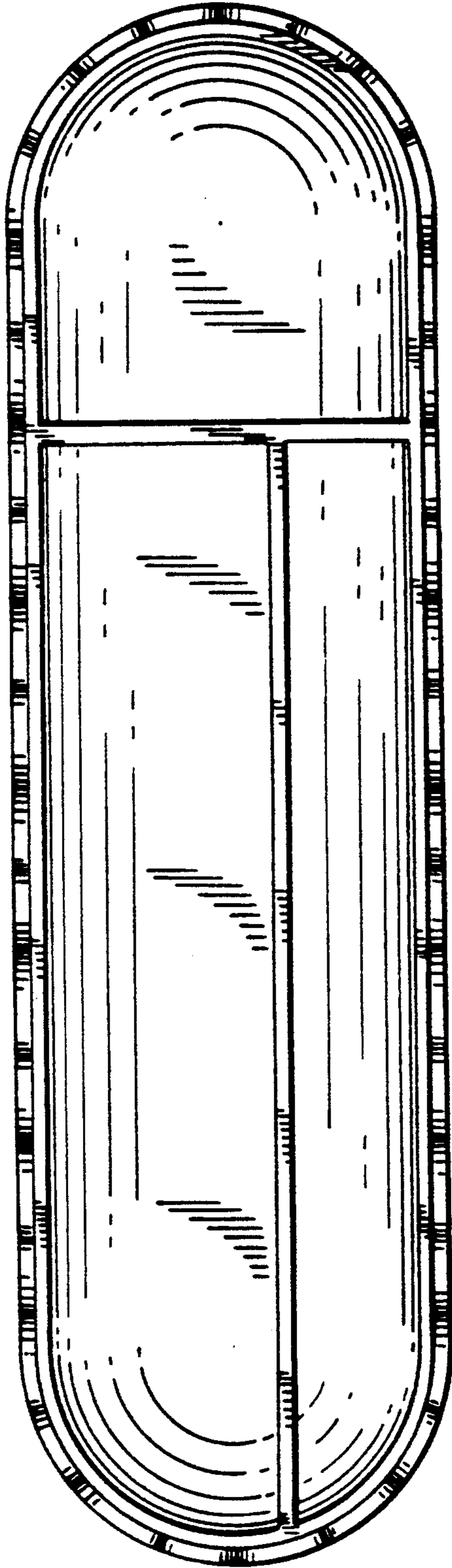
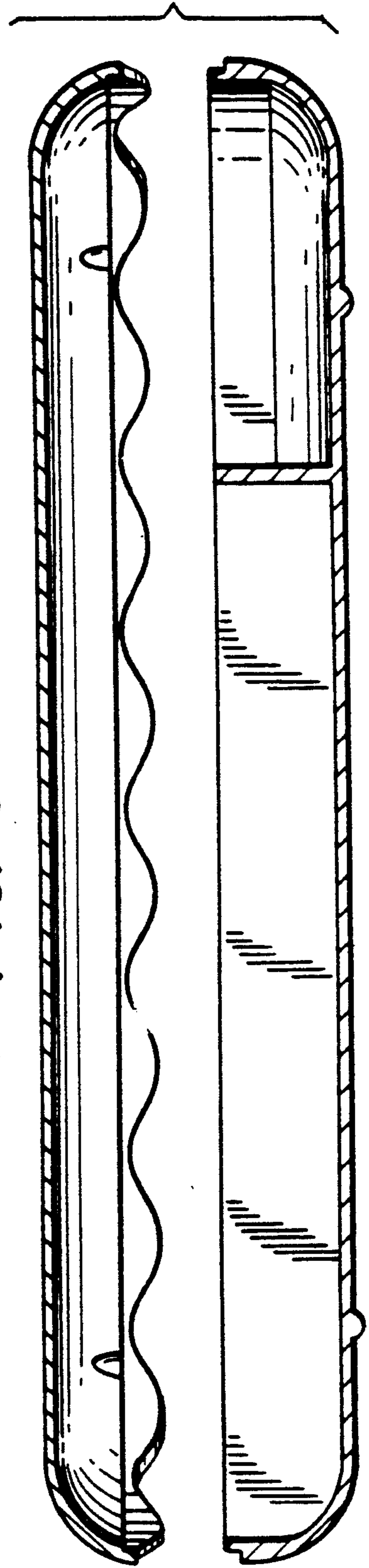


FIG. 5






FIG. 6

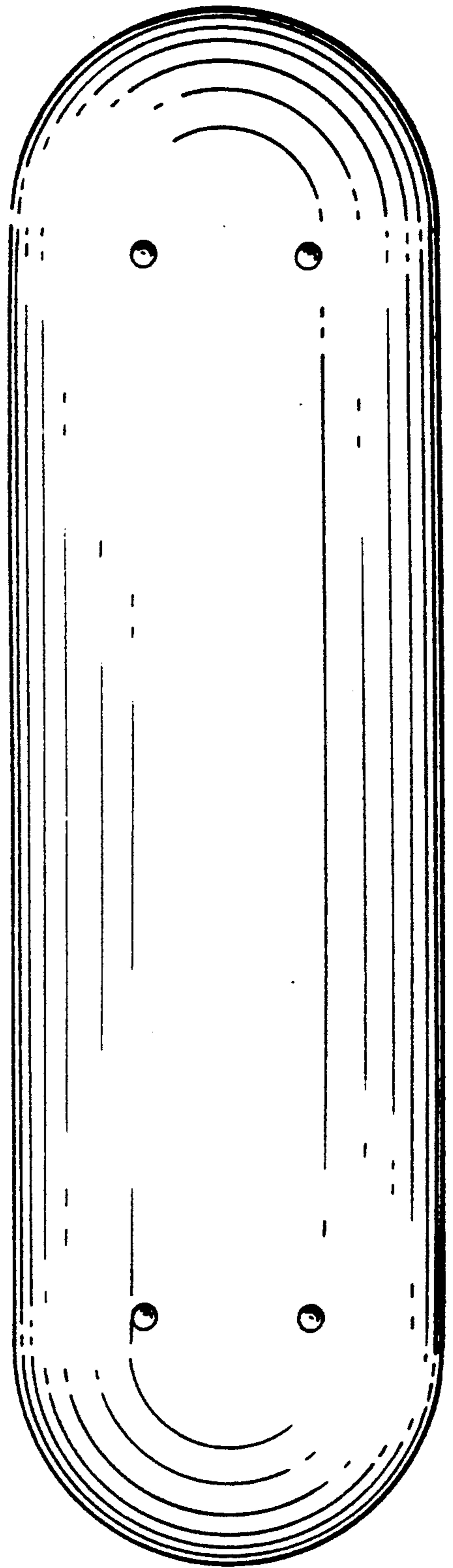


FIG. 7