



US00D342151S

United States Patent [19]

[11] Patent Number: Des. 342,151

Saito et al.

[45] Date of Patent: ** Dec. 14, 1993

[54] SPIKE FOR A SHOE

[75] Inventors: Kiyohiro Saito; Yoshiyuki Murakami, both of Akashi; Yasufumi Handa, Kobe, all of Japan

[73] Assignee: Asics Corporation, Kobe, Japan

[**] Term: 14 Years

[21] Appl. No.: 794,155

[22] Filed: Nov. 13, 1991

[30] Foreign Application Priority Data

May 22, 1991 [JP] Japan 3-15015
[52] U.S. Cl. D2/962
[58] Field of Search D2/311, 314, 317;
D30/147-150; 36/59 A, 67 D, 67 R-67 B, 134

[56] References Cited

U.S. PATENT DOCUMENTS

D. 257,908 1/1981 Inohara D2/317
D. 288,262 2/1987 Yokoishi D2/317
908,087 12/1908 Galtzsch D30/150 X

FOREIGN PATENT DOCUMENTS

664 of 1884 United Kingdom 36/67 A
1437380 5/1976 United Kingdom 36/67 A

Primary Examiner—Louis S. Zarfes
Attorney, Agent, or Firm—Nixon & Vanderhye

[57] CLAIM

The ornamental design for a spike for a shoe, as shown and described.

DESCRIPTION

FIG. 1 is an illustrative view in a position of use. The broken line showing of the shoe in FIG. 1 is for illustrative purposes only and forms no part of the claimed design;

FIG. 2 is a front elevational view thereof;

FIG. 3 is a rear elevational view thereof;

FIG. 4 is a top plan view thereof;

FIG. 5 is a bottom plan view thereof;

FIG. 6 is a left side elevational view thereof;

FIG. 7 is a right side elevational view thereof; and,

FIG. 8 is a perspective view thereof.

The article of the present design is a spike for a shoe which is attached to the shoe sole.

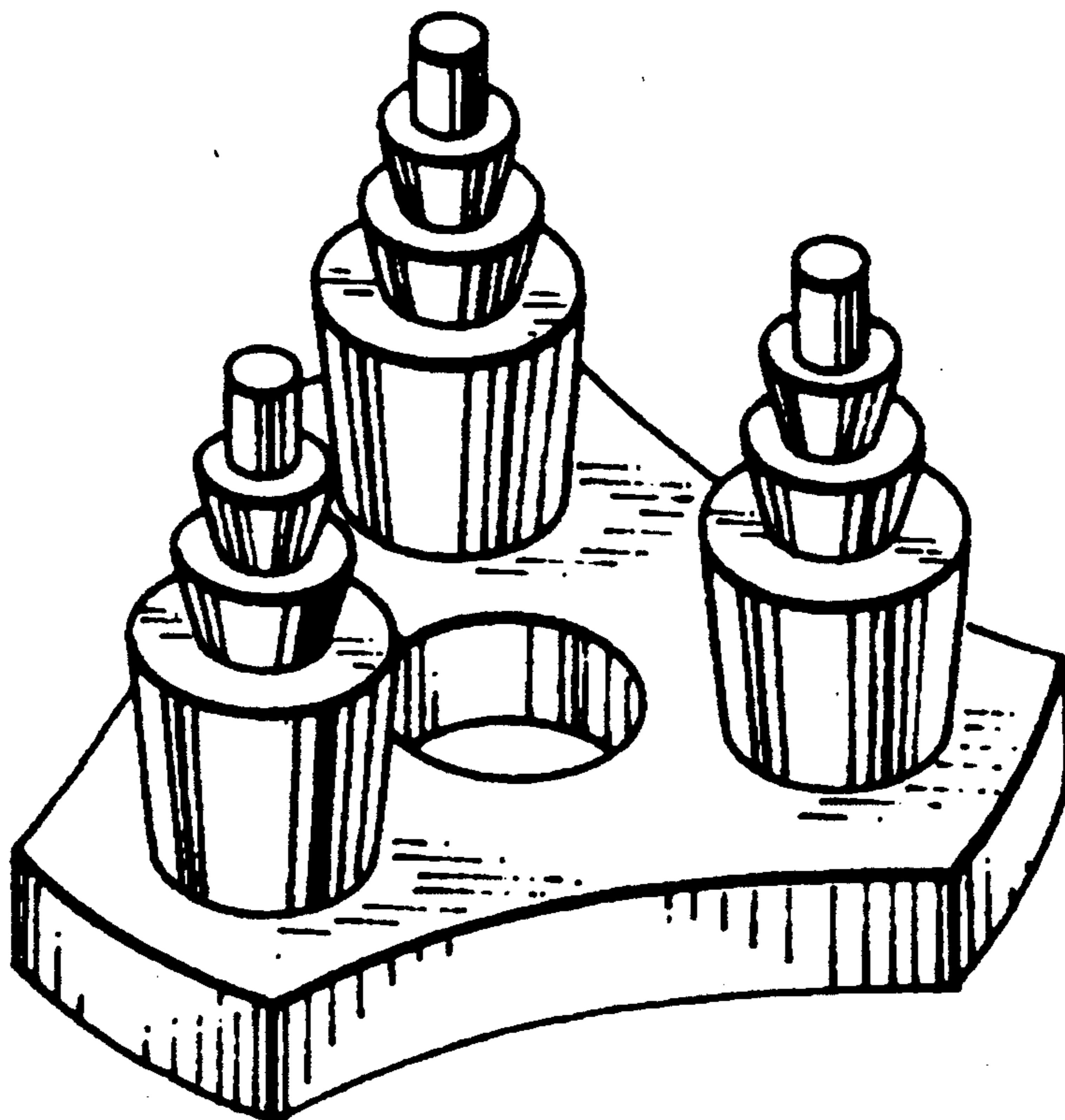


Fig. 1

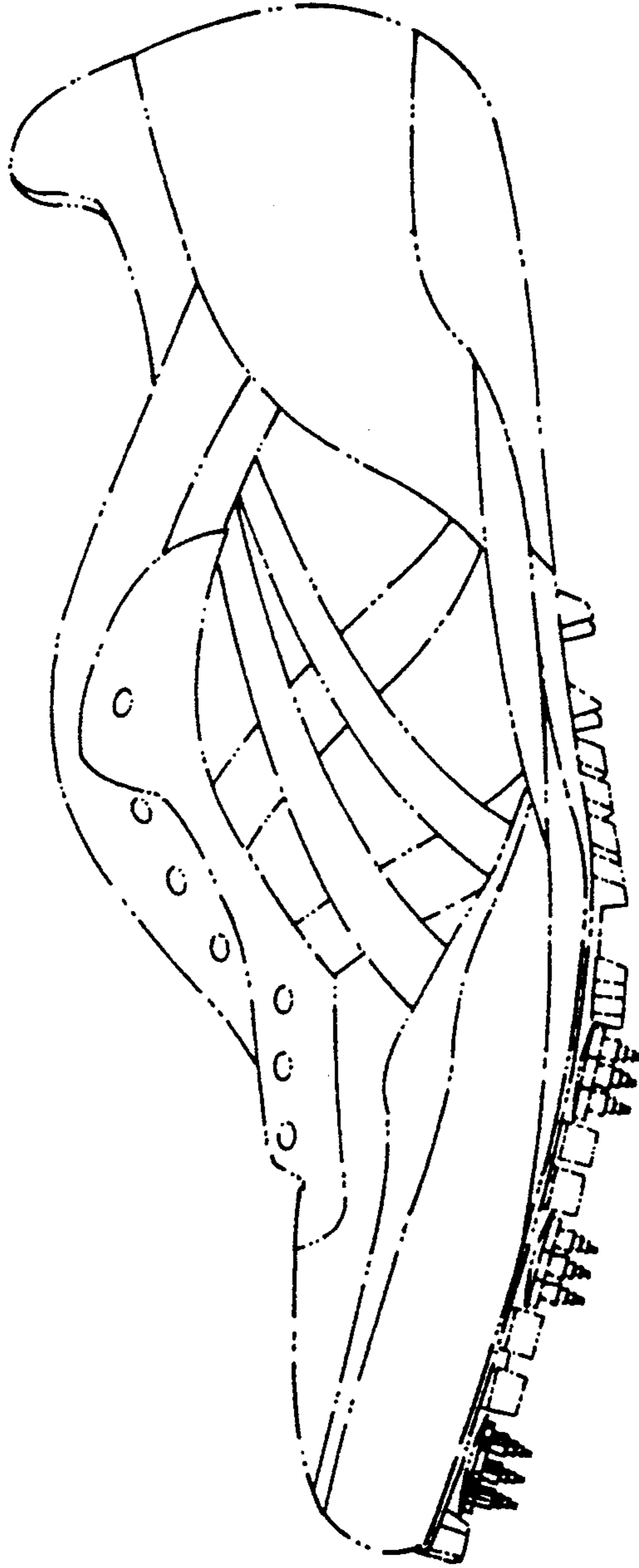


Fig. 2




Fig. 3




Fig. 4

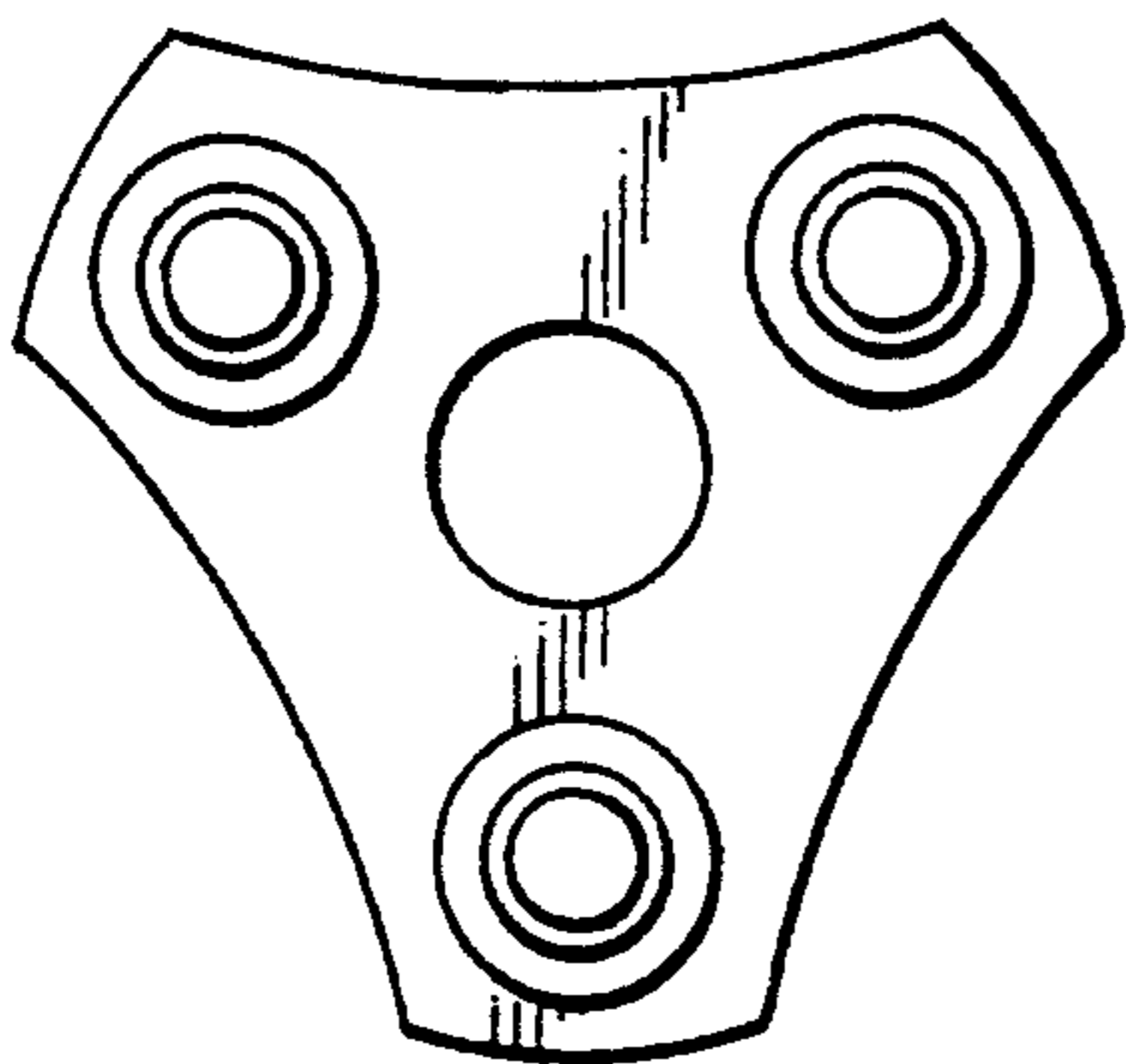


Fig. 5

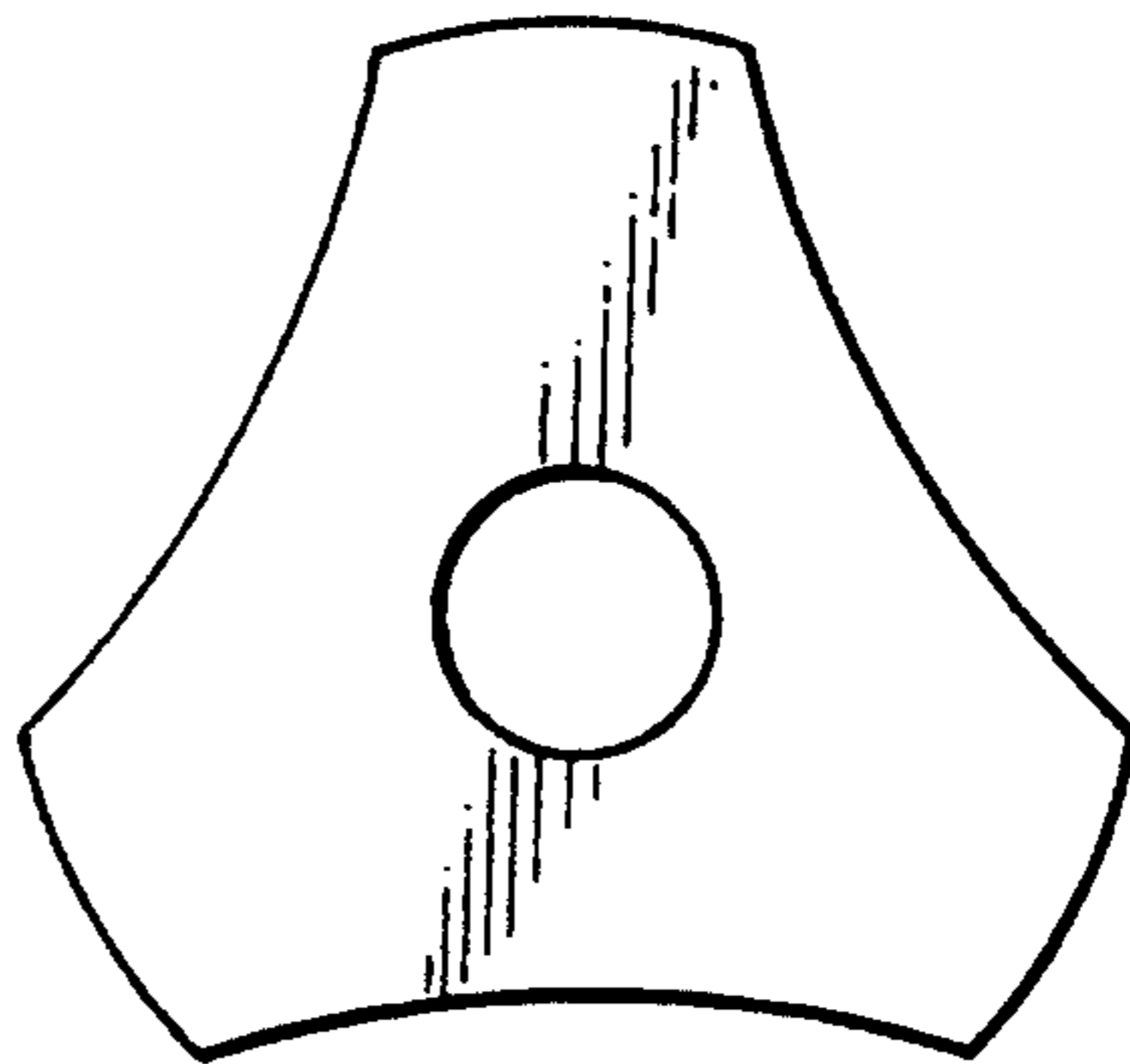


Fig. 6




Fig. 7




Fig. 8

