



US00D342115S

United States Patent [19]

Petersheim et al.

[11] Patent Number: **Des. 342,115**

[45] Date of Patent: **** Dec. 7, 1993**

[54] PLAYGROUND STRUCTURE

[75] Inventors: **Richard J. Petersheim; James F. Gleeson**, both of Charlotte, N.C.

[73] Assignee: **Restaurant Technology, Inc.**, Oak Brook, Ill.

[**] Term: **14 Years**

[21] Appl. No.: **828,587**

[22] Filed: **Jan. 30, 1992**

[52] U.S. Cl. **D21/242**

[58] Field of Search **D21/240-252;**
472/126, 128, 134, 136, 137, 116; 446/70, 168,
220, 426

[56] References Cited

U.S. PATENT DOCUMENTS

D. 185,335	5/1959	Wilkins	D21/243	X
D. 315,186	3/1991	Peterson	D21/244	X
3,176,982	4/1965	O'Daniell	472/134	X
4,139,967	2/1979	Kuna et al.	446/426	X

FOREIGN PATENT DOCUMENTS

2224947 12/1973 Fed. Rep. of Germany 472/116

OTHER PUBLICATIONS

American Weekly, Sep. 1959, p. 8 as shown.
Industrial Design, Sep. 1957, p. 79 as shown.
Western Architect and Engineer Jul. 1960 as shown.

Primary Examiner—Bernard Ansher
Assistant Examiner—Prabhakar Deshmukh
Attorney, Agent, or Firm—Jenner & Block

[57] CLAIM

The ornamental design for playground structure, as shown and described.

DESCRIPTION

FIG. 1 is a perspective view of a playground structure showing our new design;
FIG. 2 is a top plan view thereof;
FIG. 3 is a left side view thereof that is a mirror image of the right side thereof; and,
FIG. 4 is a front elevation view thereof that is a mirror image of the rear elevation view thereof.
The bottom is plane and unornamented.

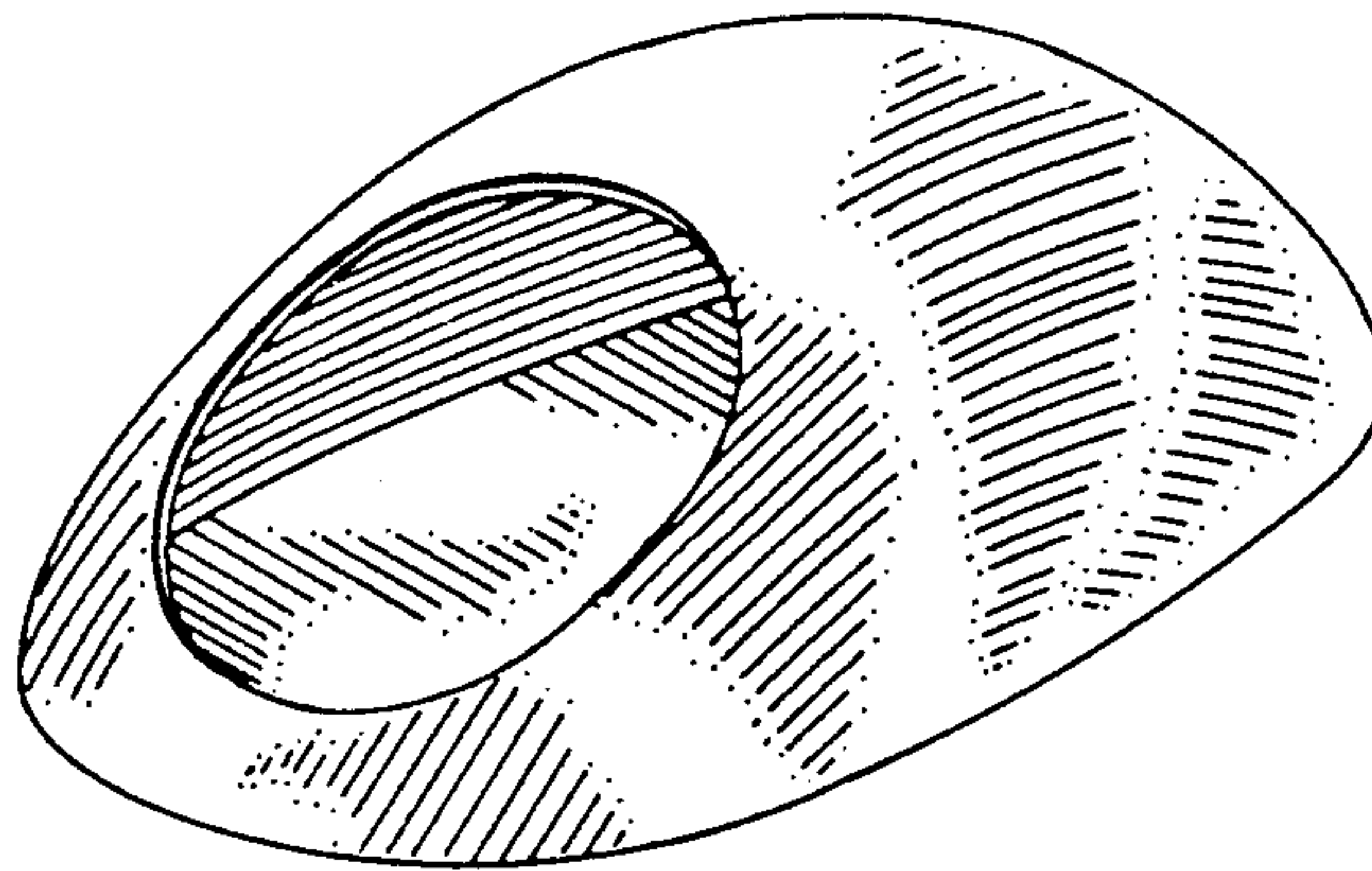


FIG. 1

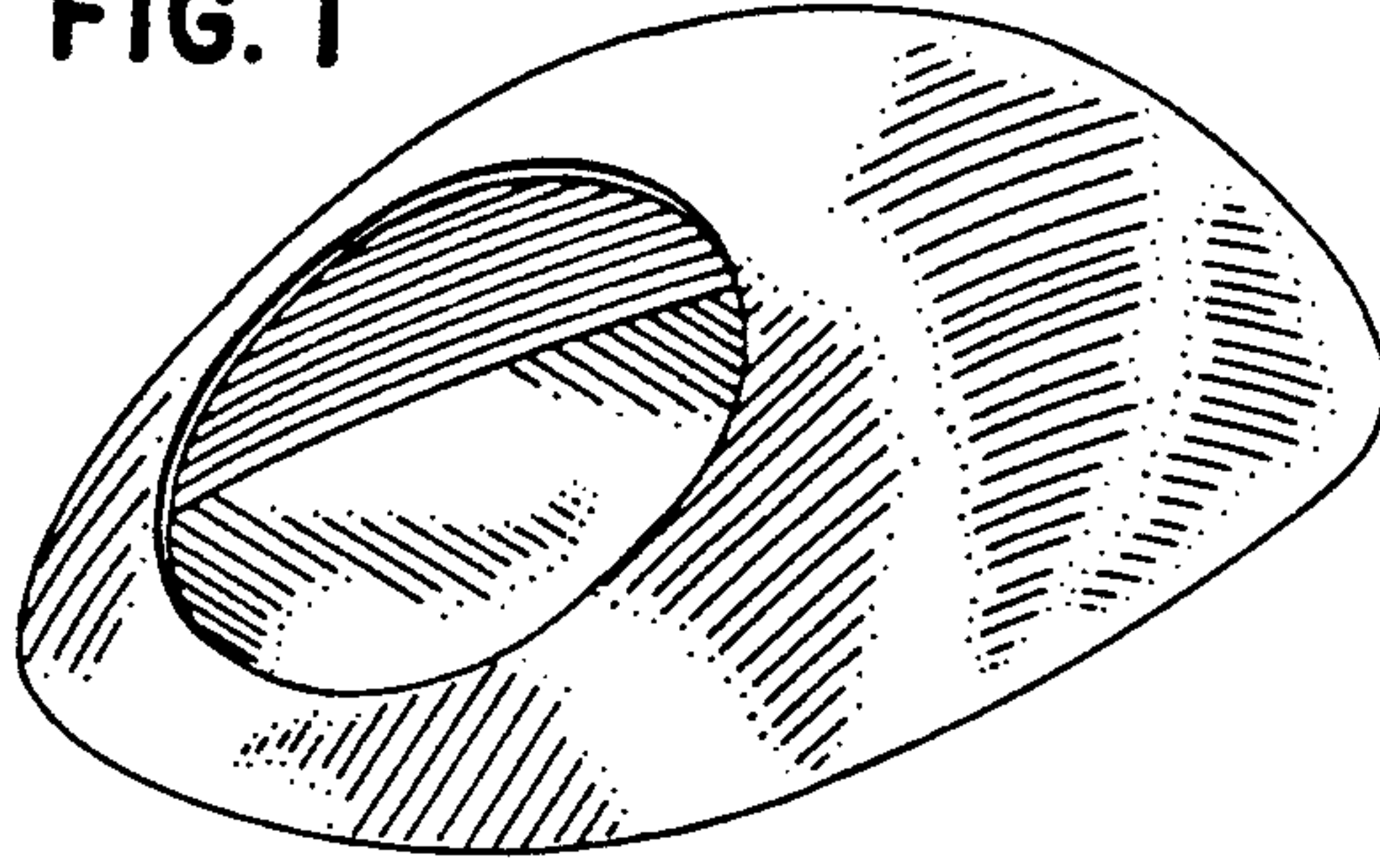


FIG. 2

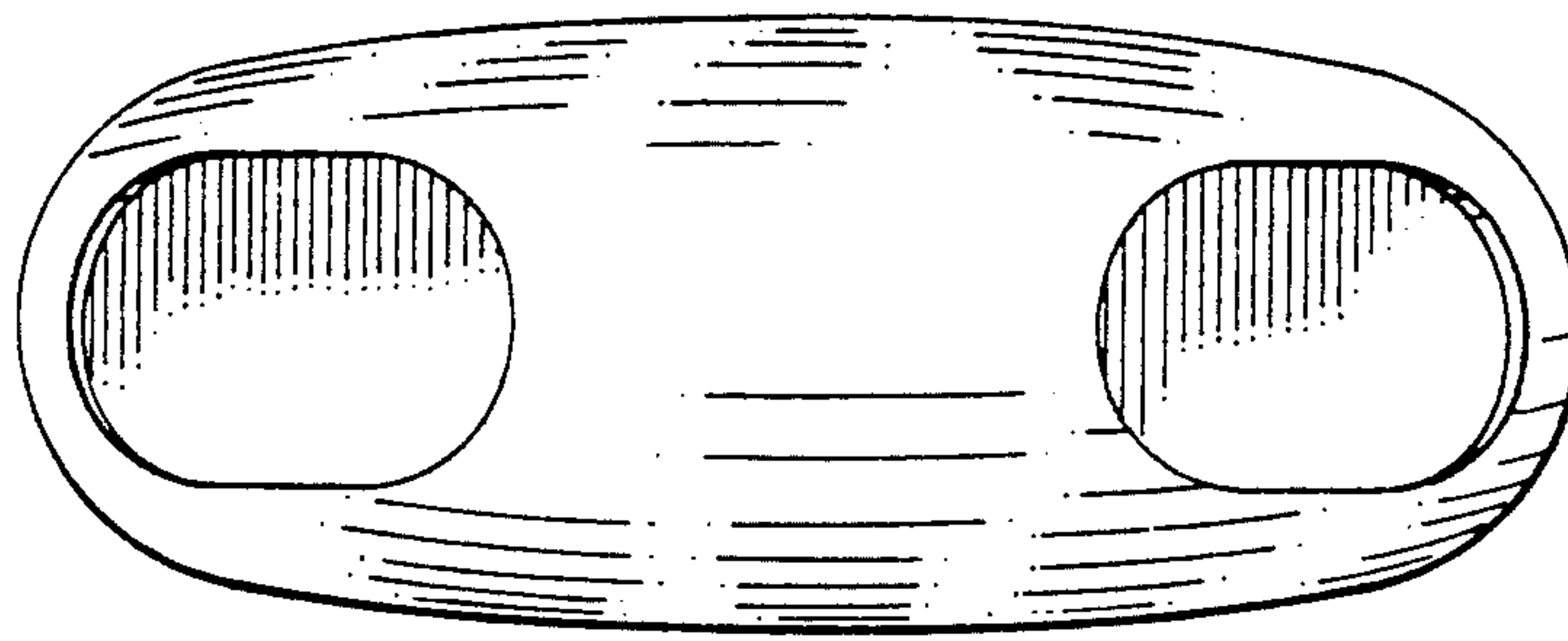


FIG. 3

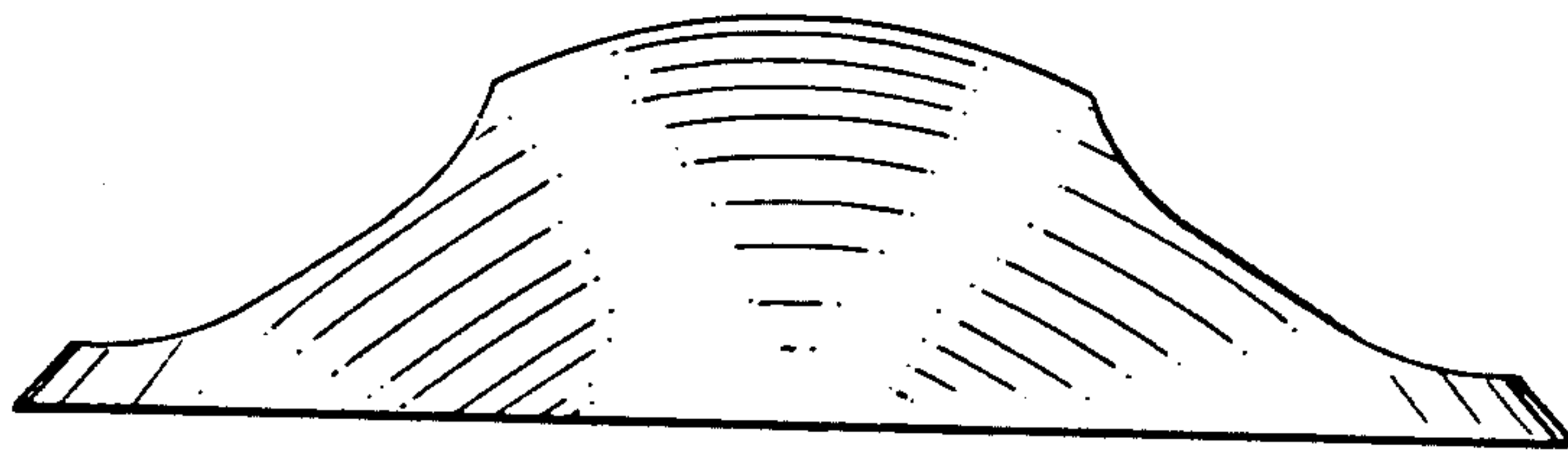


FIG. 4

