



US00D342093S

# United States Patent [19] Samuelson

[11] Patent Number: **Des. 342,093**

[45] Date of Patent: **\*\* Dec. 7, 1993**

[54] **TAPE DISPENSER**

[75] Inventor: **Bruce E. Samuelson**, Stillwater, Minn.

[73] Assignee: **Minnesota Mining and Manufacturing Company**, St. Paul, Minn.

[\*] Notice: The portion of the term of this patent subsequent to Jun. 15, 2007 has been disclaimed.

[\*\*] Term: **14 Years**

[21] Appl. No.: **827,971**

[22] Filed: **Jan. 29, 1992**

[52] U.S. Cl. .... **D19/69; D19/67**

[58] Field of Search ..... **D19/65, 67, 68, 69, D19/75, 99, 100; 225/6, 7, 19, 24, 34, 35, 36, 45-47, 56, 65, 77, 89; 156/527, 523; 312/38, 39**

[56] **References Cited**

**U.S. PATENT DOCUMENTS**

D. 144,215	3/1946	Preble, Jr. .	
D. 164,556	9/1951	Donkin .....	D19/69
D. 170,429	9/1953	Reinecke .	
D. 177,224	3/1956	Gershen .....	D19/69
D. 188,636	8/1960	Ballato .....	D19/69
D. 227,175	6/1973	Finkel .....	D19/69
D. 242,452	11/1976	Brown, Sr. ....	D19/69
D. 315,576	3/1991	En .....	D19/69

D. 331,262	11/1992	O'Brien .....	D19/69
2,693,918	11/1954	Bretson et al. .	
3,086,309	4/1963	Katz .	
4,627,560	12/1986	Samuelson .	
4,729,518	3/1988	Mathna et al. .	
5,083,717	1/1992	Samuelson et al. .	

**OTHER PUBLICATIONS**

FIGS. 1 through 6. Photographs of Prototype dated more than one year prior to the filing of the instant case. FIGS. A and B. Photographs of correction tape dispensers dated more than one year prior to the filing of the instant case.

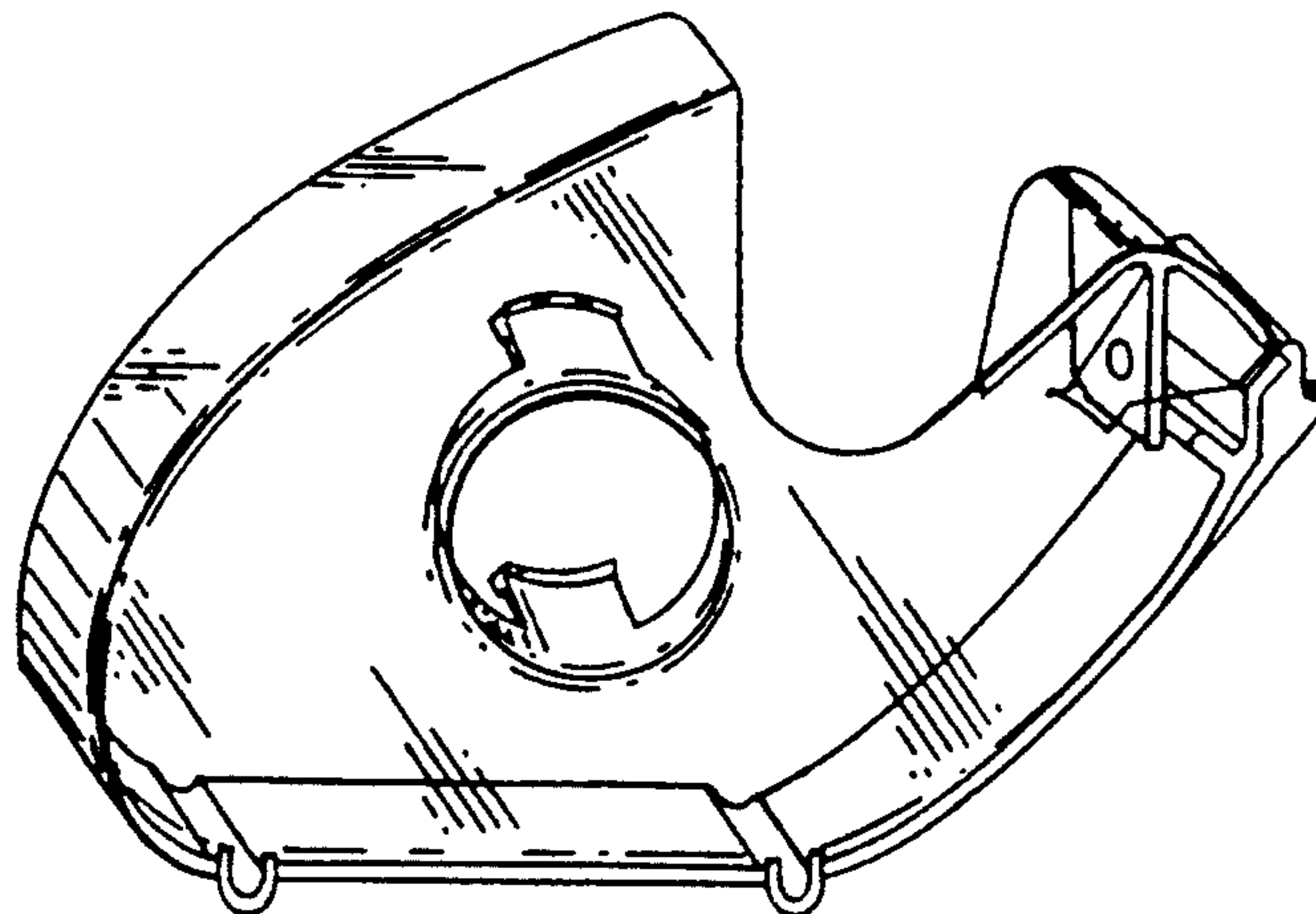
*Primary Examiner*—Nelson C. Holtje  
*Assistant Examiner*—Martha Thompson  
*Attorney, Agent, or Firm*—Gary L. Griswold; Walter N. Kirn; Jeffrey J. Hohenshell

[57] **CLAIM**

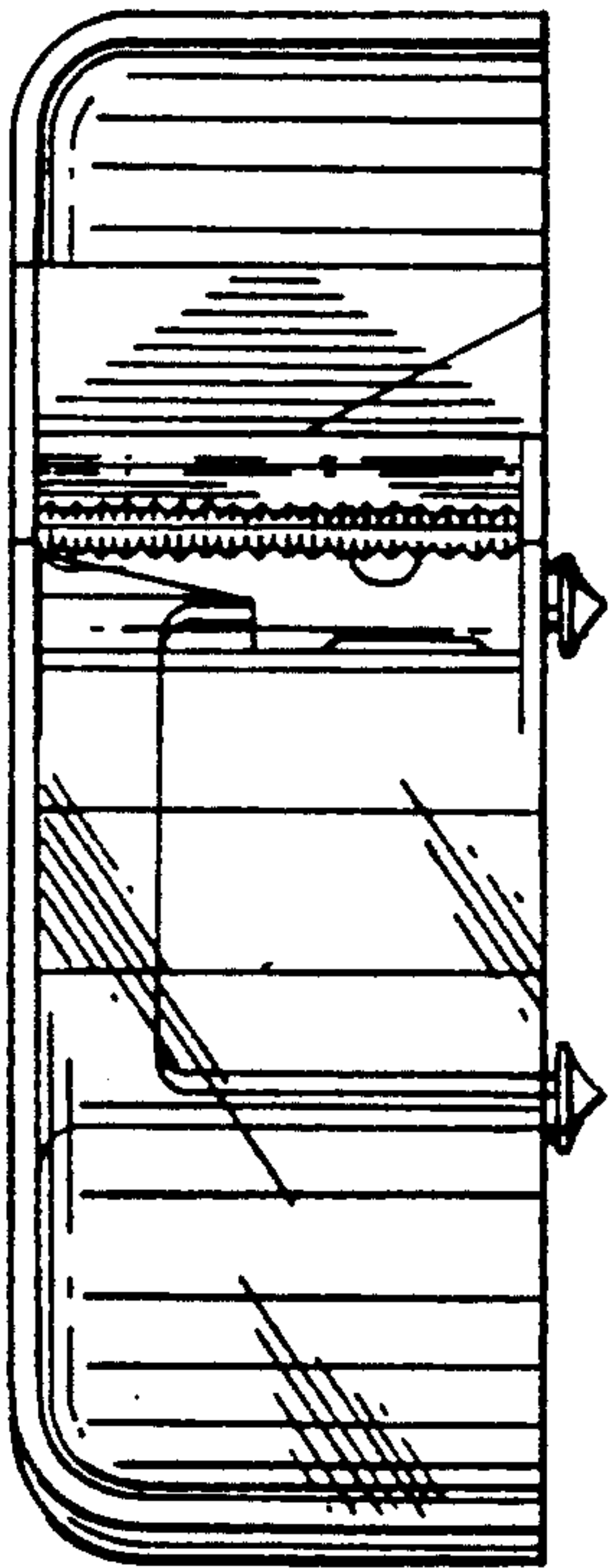
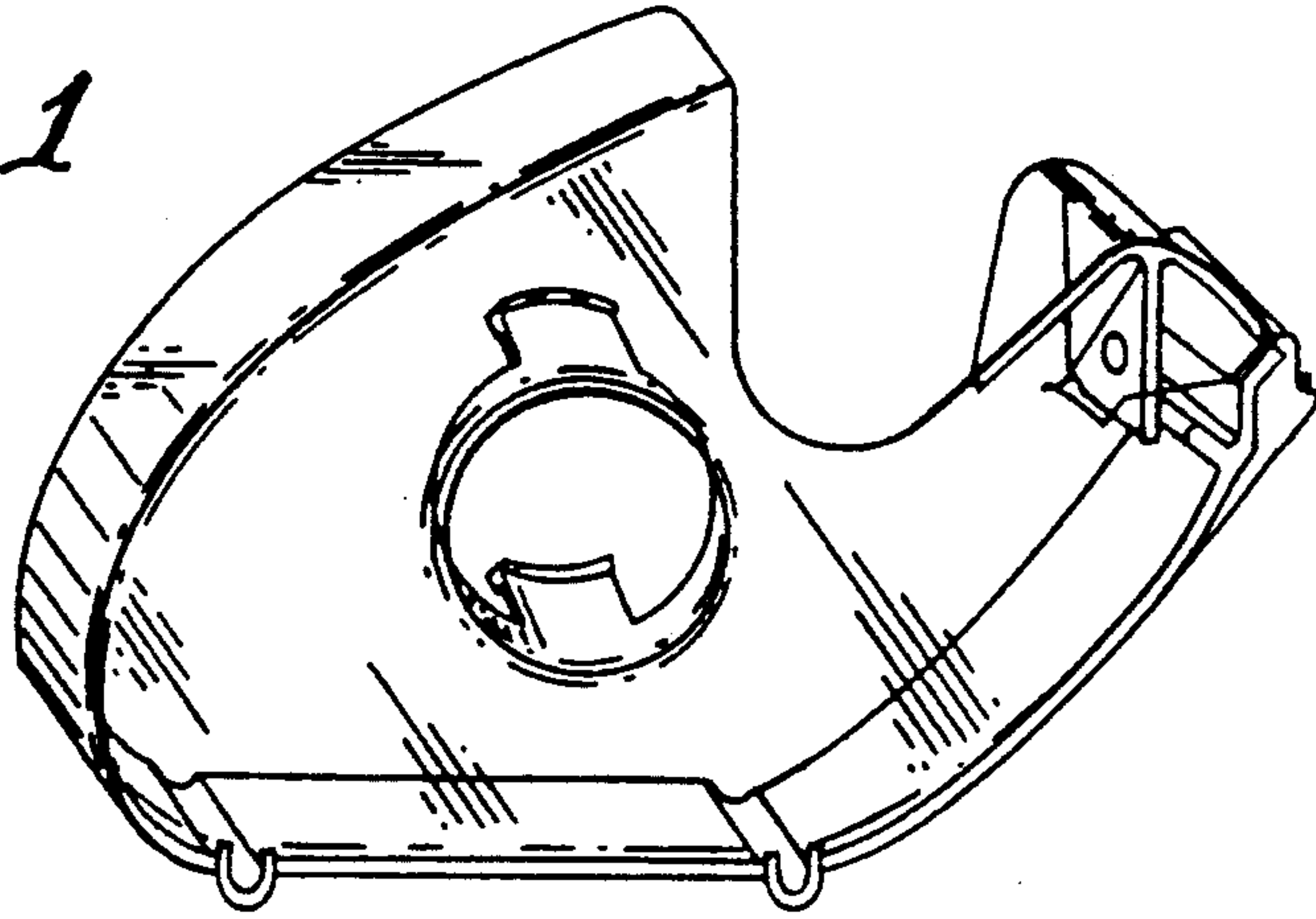
The ornamental design for a tape dispenser, as shown and described.

**DESCRIPTION**

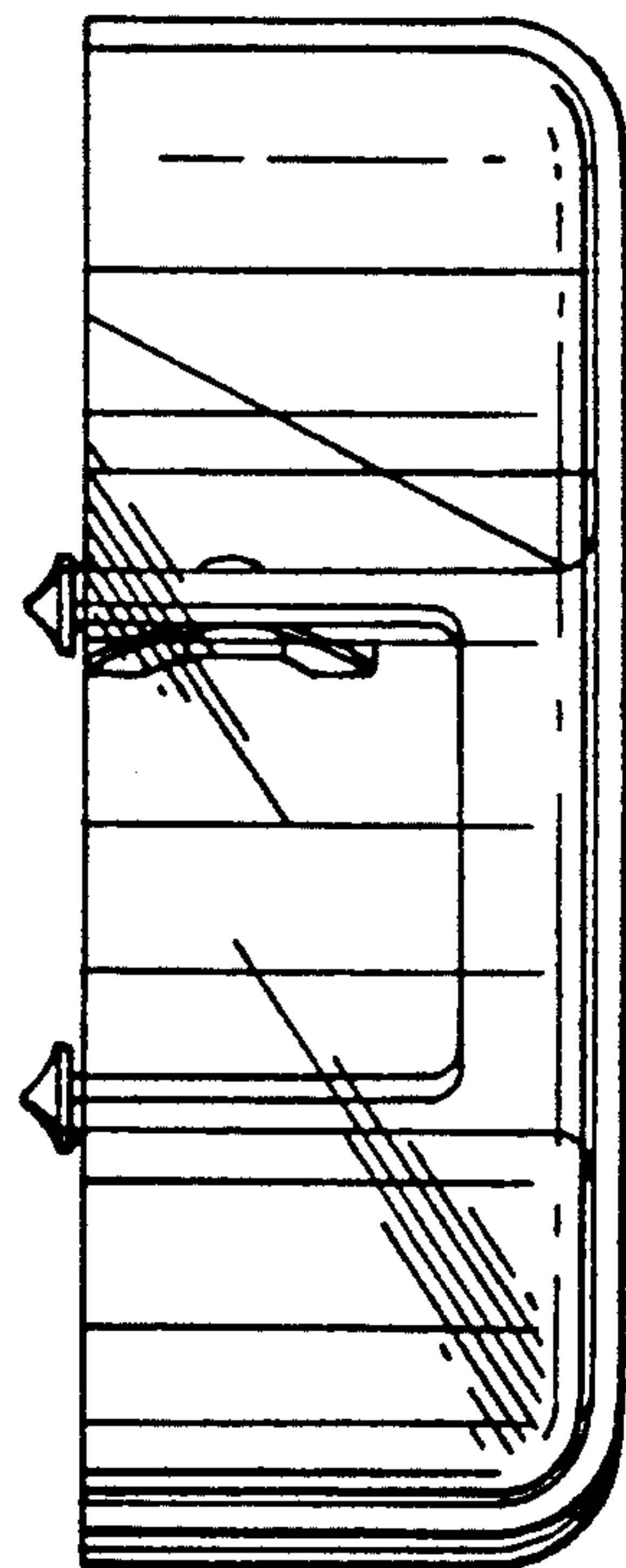
FIG. 1 is a perspective view of a tape dispenser, showing our new design;  
FIG. 2 is a right side elevational view thereof;  
FIG. 3 is a left side elevational view thereof;  
FIG. 4 is a top plan view thereof;  
FIG. 5 is a front elevational view thereof;  
FIG. 6 is a bottom plan view thereof; and,  
FIG. 7 is a rear elevational view thereof.




*Fig. 1*



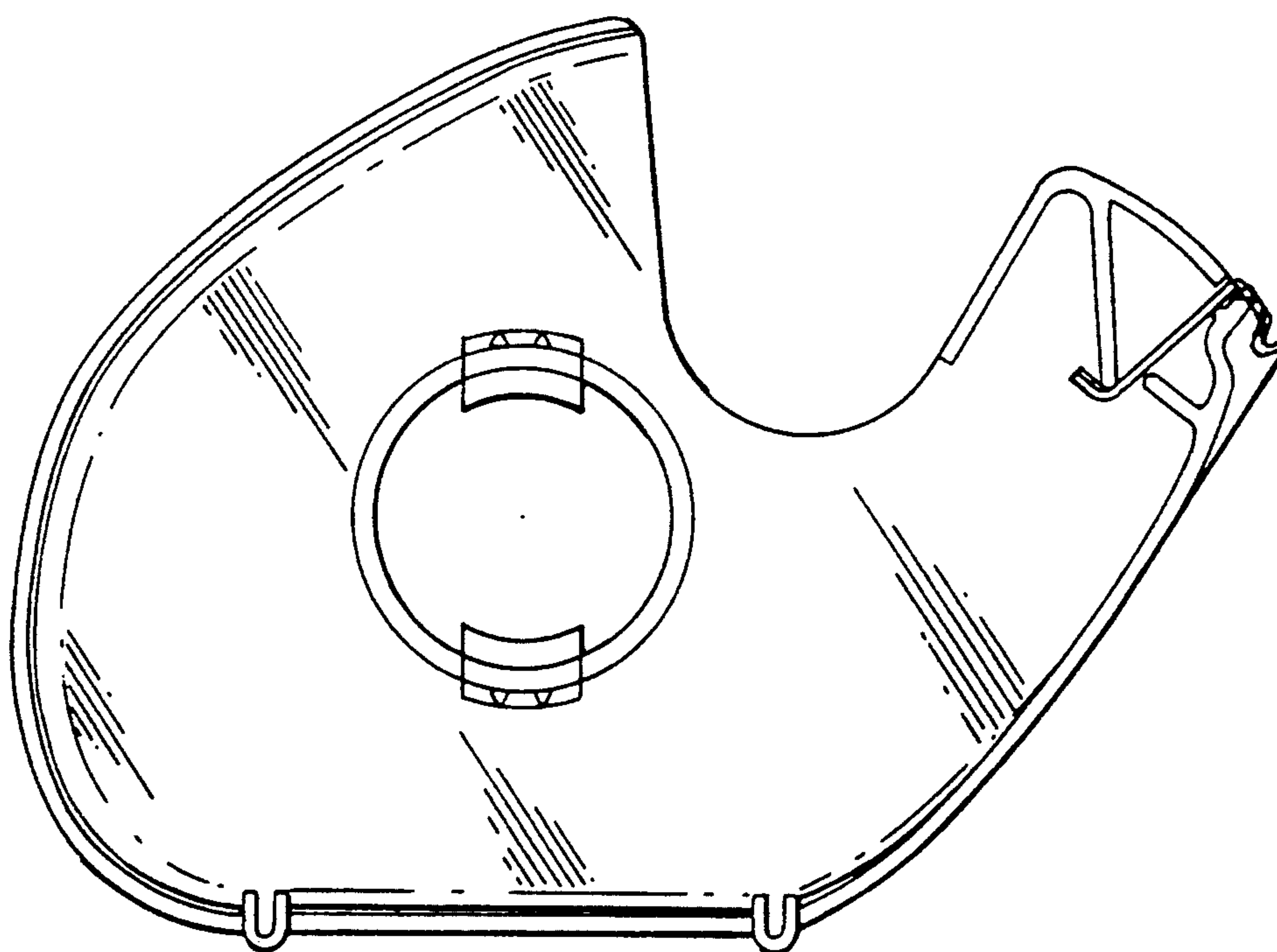
*Fig. 2*



*Fig. 3*

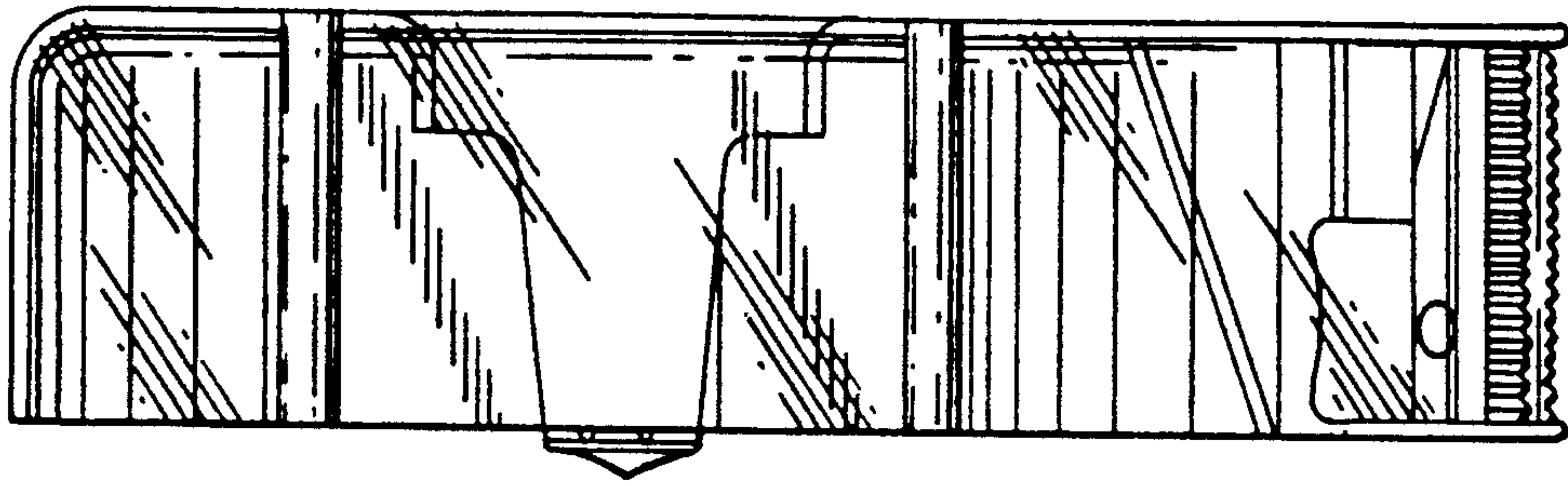


*Fig. 4*

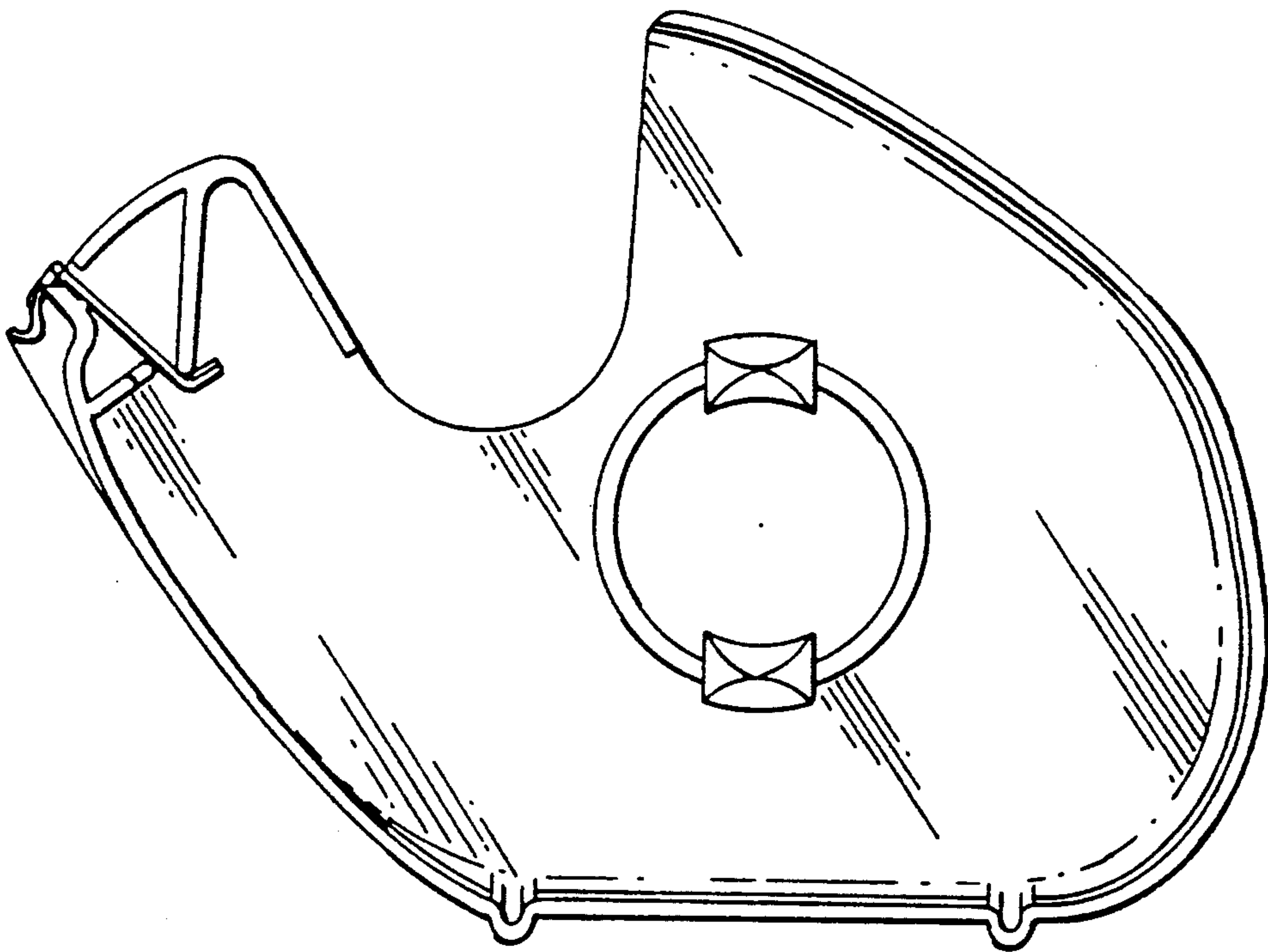


*Fig. 5*





*Fig. 6*



*Fig. 7*

UNITED STATES PATENT AND TRADEMARK OFFICE  
**CERTIFICATE OF CORRECTION**

PATENT NO. : Des. 342,093  
DATED : December 7, 1993  
INVENTOR(S) : Bruce E. Samuelson and David J. Martin

It is certified that error appears in the above-identified patent and that said Letters Patent is hereby corrected as shown below:

Title page, Section [75] please add "David J. Martin, Andover, Minn.

Title page, in the Description, line 1, after "dispenser" insert --with a metal blade--.

Signed and Sealed this  
Twenty-eighth Day of June, 1994

Attest:



BRUCE LEHMAN

Attesting Officer

Commissioner of Patents and Trademarks