



US00D342089S

# United States Patent [19]

Anavil et al.

[11] Patent Number: **Des. 342,089**

[45] Date of Patent: **\*\* Dec. 7, 1993**

[54] **WRITING INSTRUMENT**

[75] Inventors: **Por Anavil; Julian M. H. Deeley,**  
both of Bangkok, Thailand

[73] Assignee: **D.T.C. Industries Limited,** Bangkok,  
Thailand

[\*\*] Term: **14 Years**

[21] Appl. No.: **803,387**

[22] Filed: **Dec. 4, 1991**

[52] U.S. Cl. .... **D19/49; D19/56**

[58] Field of Search ..... **D19/35, 36, 41-51,**  
**D19/54-58, 81-85; 401/99, 100, 103, 104, 209,**  
**29-35**

[56] **References Cited**

**U.S. PATENT DOCUMENTS**

- D. 187,255 2/1960 Sams et al. .... D19/45 X
- D. 189,735 2/1961 Platt ..... D19/50
- D. 201,063 5/1965 Kahn ..... D19/54

- D. 242,450 11/1976 Jahraus ..... D19/45
- D. 279,993 8/1985 Oka ..... D19/45
- D. 287,028 12/1986 Thevenot ..... D19/45 X
- D. 304,601 11/1989 Alskog ..... D19/49

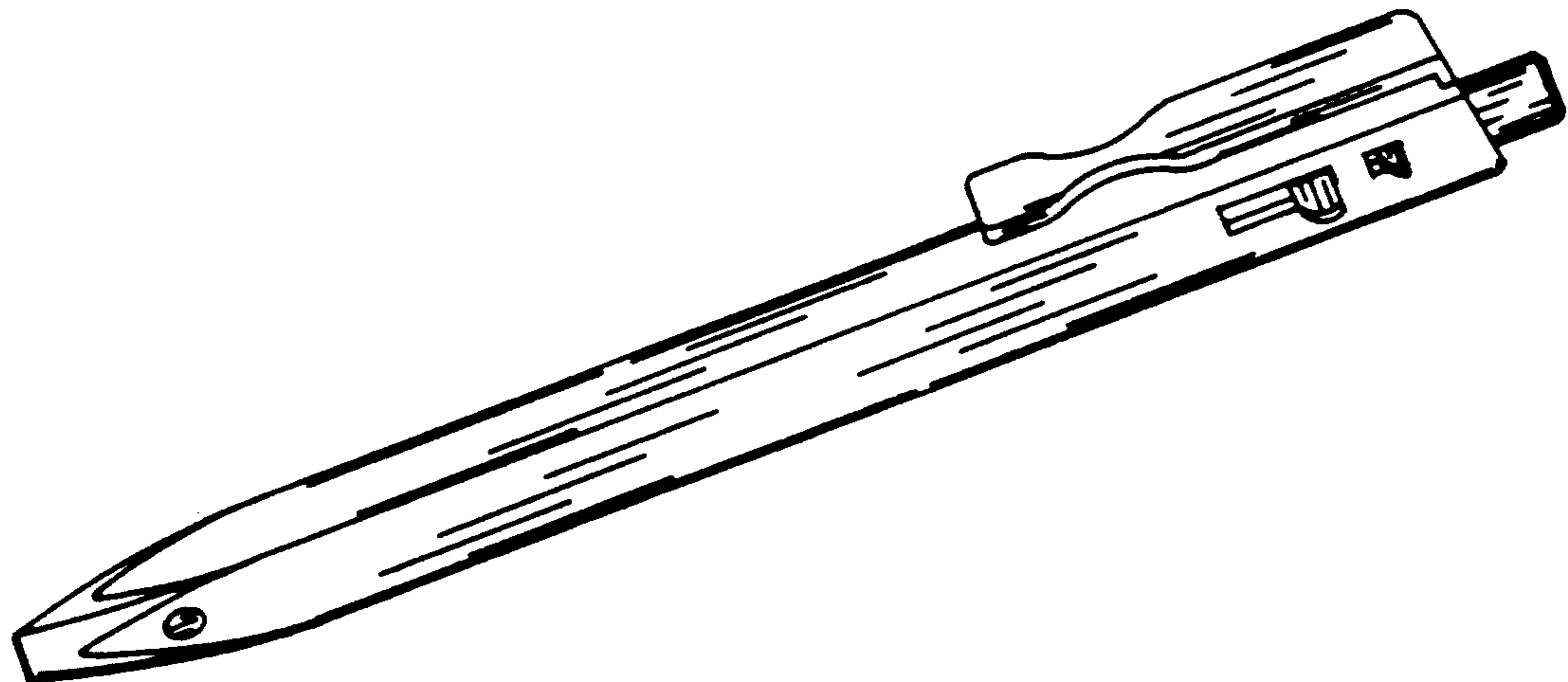
*Primary Examiner*—Nelson C. Holtje  
*Assistant Examiner*—Martie Thompson  
*Attorney, Agent, or Firm*—Hawes & Fischer

[57] **CLAIM**

The ornamental design for a writing instrument, as shown and described.

**DESCRIPTION**

FIG. 1 is a right front perspective view of a writing instrument showing our new design; FIG. 2 is a rear elevational view; FIG. 3 is a front elevational view; FIG. 4 is a left side elevational view; FIG. 5 is a right side elevational view; FIG. 6 is a top plan view; and, FIG. 7 is a bottom plan view thereof.



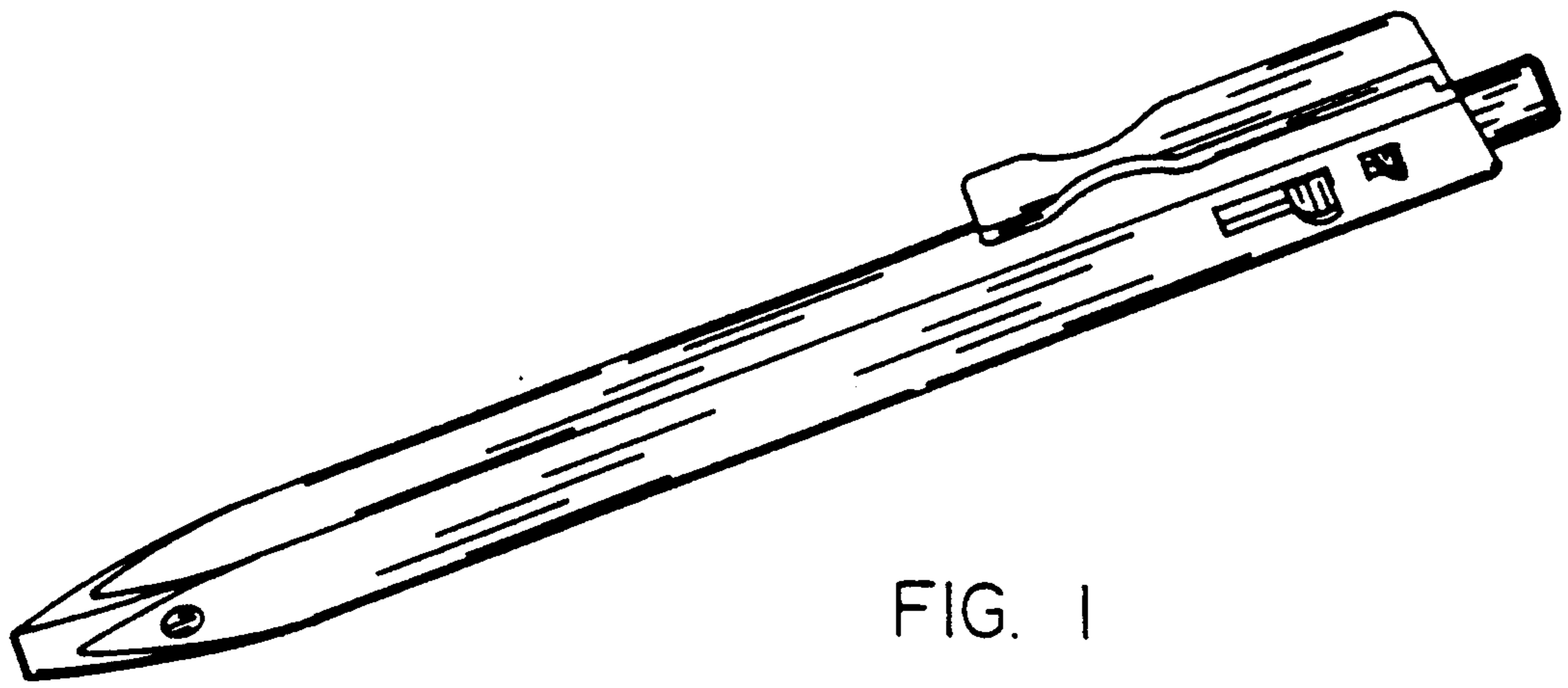


FIG. 1




FIG. 2




FIG. 3




FIG. 4




FIG. 5

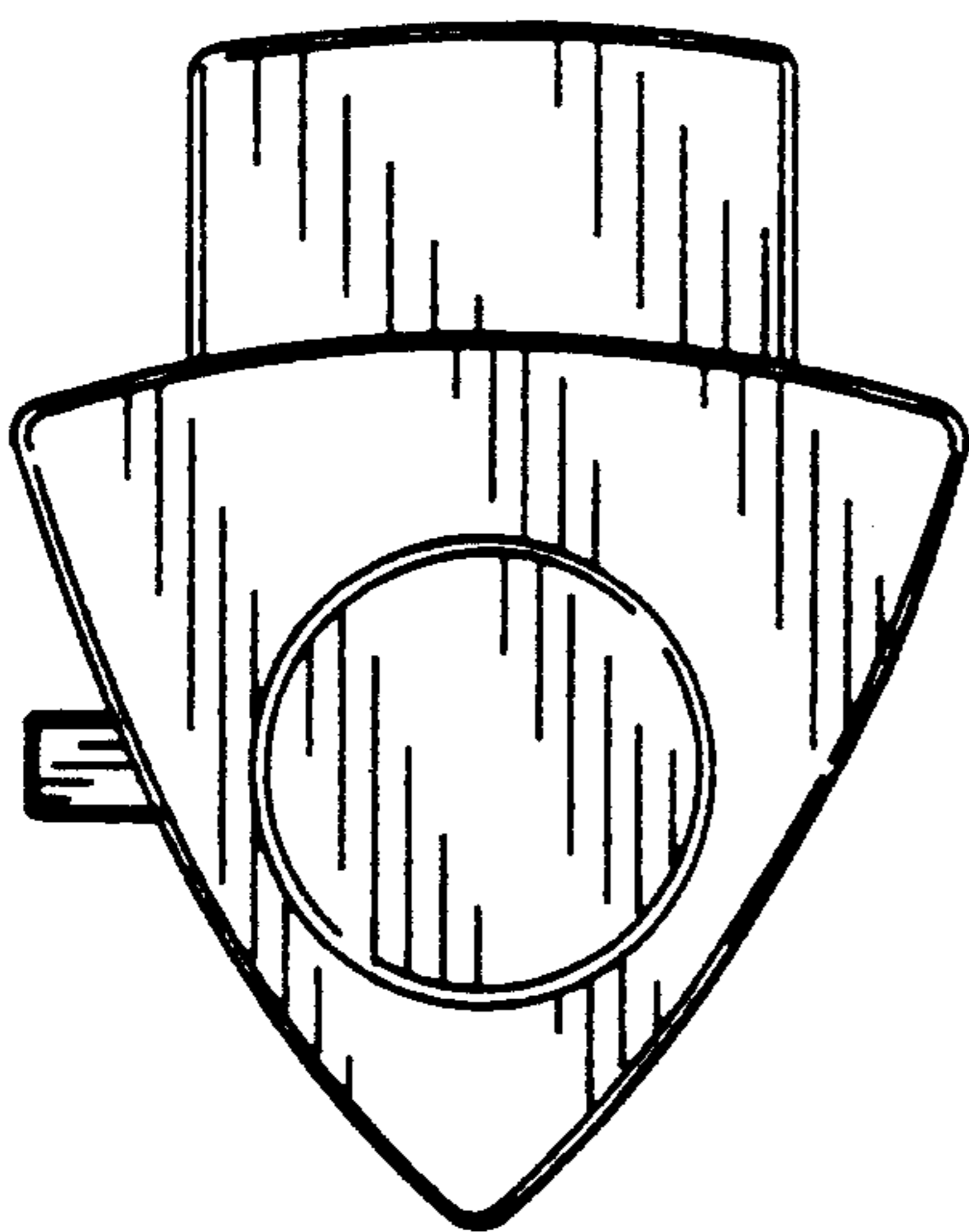


FIG. 6

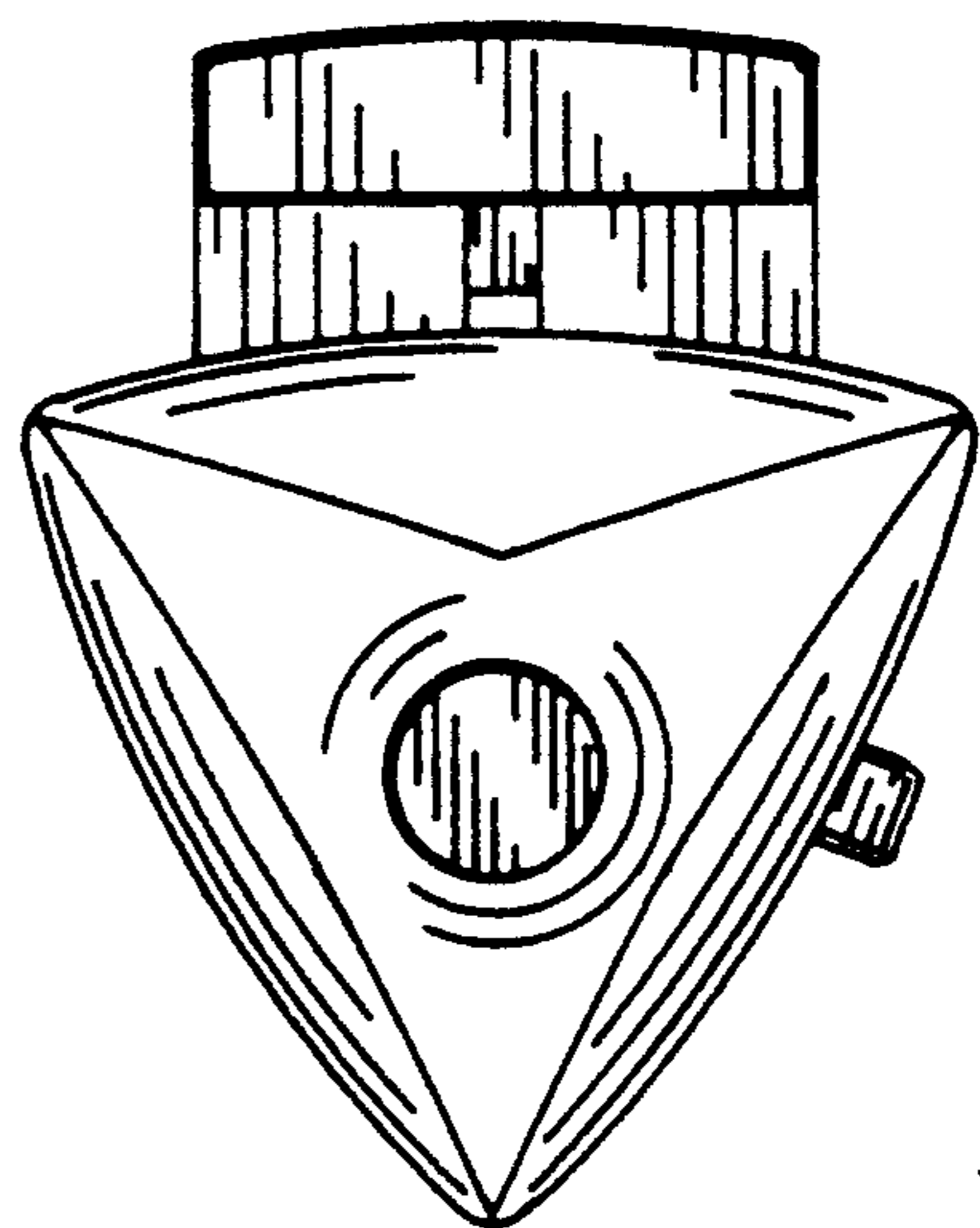


FIG. 7