



US00D342088S

United States Patent [19]

[11] Patent Number: **Des. 342,088**

Sonntag et al.

[45] Date of Patent: **** Dec. 7, 1993**

[54] **HOLDER FOR LEAD REFILLS**

[75] Inventors: **Roland Sonntag, Fürth; Christian Leibeck, Nürnberg, both of Fed. Rep. of Germany**

[73] Assignee: **J. S. Staedtler GmbH & Co., Nuremberg, Fed. Rep. of Germany**

[**] Term: **14 Years**

[21] Appl. No.: **915,958**

[22] Filed: **Jul. 17, 1992**

[30] **Foreign Application Priority Data**

Jan. 23, 1992 [DE] Fed. Rep. of Germany M9200527.6

[52] U.S. Cl. **D19/48; D19/41; D19/49; D19/56**

[58] Field of Search **D19/35, 36, 41-51, D19/54-58, 81-85; 401/82, 88, 89, 95**

[56] **References Cited**

U.S. PATENT DOCUMENTS

D. 238,359	1/1976	Zepell	D19/46
D. 263,317	3/1982	Swensson	D19/46
D. 268,935	5/1983	Horntrich	D19/43
D. 299,470	1/1989	Möck	D19/43
D. 302,176	7/1989	Belletire et al.	D19/43 X
D. 303, 992	10/1989	Grötsch	D19/48 X
D. 308,075	5/1990	Yazaki	D19/41 X
2,762,336	9/1956	Estes	D19/41 X
3,756,727	9/1973	Gallagher	401/82


Primary Examiner—Nelson C. Holtje
Assistant Examiner—Martha Thompson
Attorney, Agent, or Firm—Feiereisen & Kueffner

[57] **CLAIM**

The ornamental design for a holder for lead refills, as shown and described.

DESCRIPTION

FIG. 1 is a top, left front perspective view of a holder for lead refills showing our new design;
FIG. 2 is a top plan view;
FIG. 3 is a left side elevational view;
FIG. 4 is a rear elevational view;
FIG. 5 is a right side elevational view; and,
FIG. 6 is a bottom plan view thereof.






FIG. 1

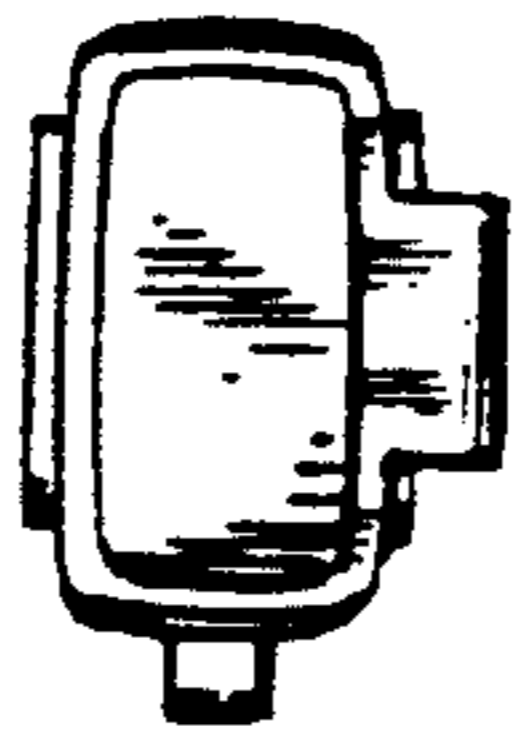


FIG. 2

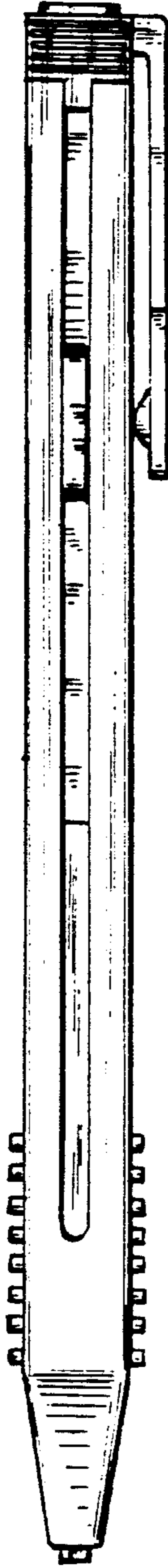


FIG. 3




FIG. 4

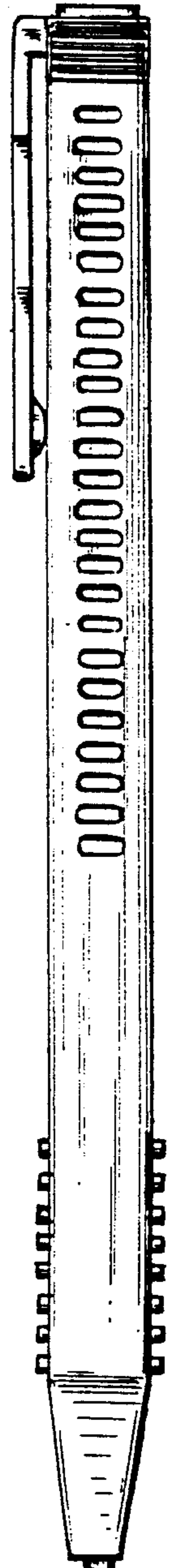


FIG. 5




FIG. 6