



US00D342087S

United States Patent [19]

[11] Patent Number: **Des. 342,087**

Mear et al.

[45] Date of Patent: **** Dec. 7, 1993**

[54] **COMBINED WRITING INSTRUMENT,
STAMP AND INK PAD**

D. 307,600	5/1990	Singer	D19/36
D. 316,271	4/1991	Larizza	D19/41
D. 332,963	2/1993	Anavil et al.	D19/49
2,456,904	12/1948	Wahlström	101/405 X

[75] Inventors: **Jeffrey G. Mear**, Katonah, N.Y.;
Neal I. Yaffe, Waban, Mass.

Primary Examiner—Nelson C. Holtje
Assistant Examiner—Martha Thompson
Attorney, Agent, or Firm—David H. Semmes

[73] Assignee: **American Products Group, Inc.**,
Waban, Mass.

[**] Term: **14 Years**

[57] **CLAIM**

[21] Appl. No.: **914,071**

The ornamental design for a combined writing instrument, stamp and ink pad, as shown and described.

[22] Filed: **Jul. 16, 1992**

DESCRIPTION

[52] U.S. Cl. **D19/36; D19/43;**
D19/49; D19/56; D19/57; D18/15

FIG. 1 is a right front perspective view of a combined writing instrument, stamp and ink pad showing our new design with the cap member in a stored position;

[58] **Field of Search** **D19/35, 36, 41-51,**
D19/54-58, 81-85, 65, 70, 71; D18/14, 15, 17,
18; 101/405; 401/52, 195

FIG. 2 is a front elevational view in an exploded condition;

[56] **References Cited**

FIG. 3 is a left side elevational view with the cap member in a closed position;

U.S. PATENT DOCUMENTS

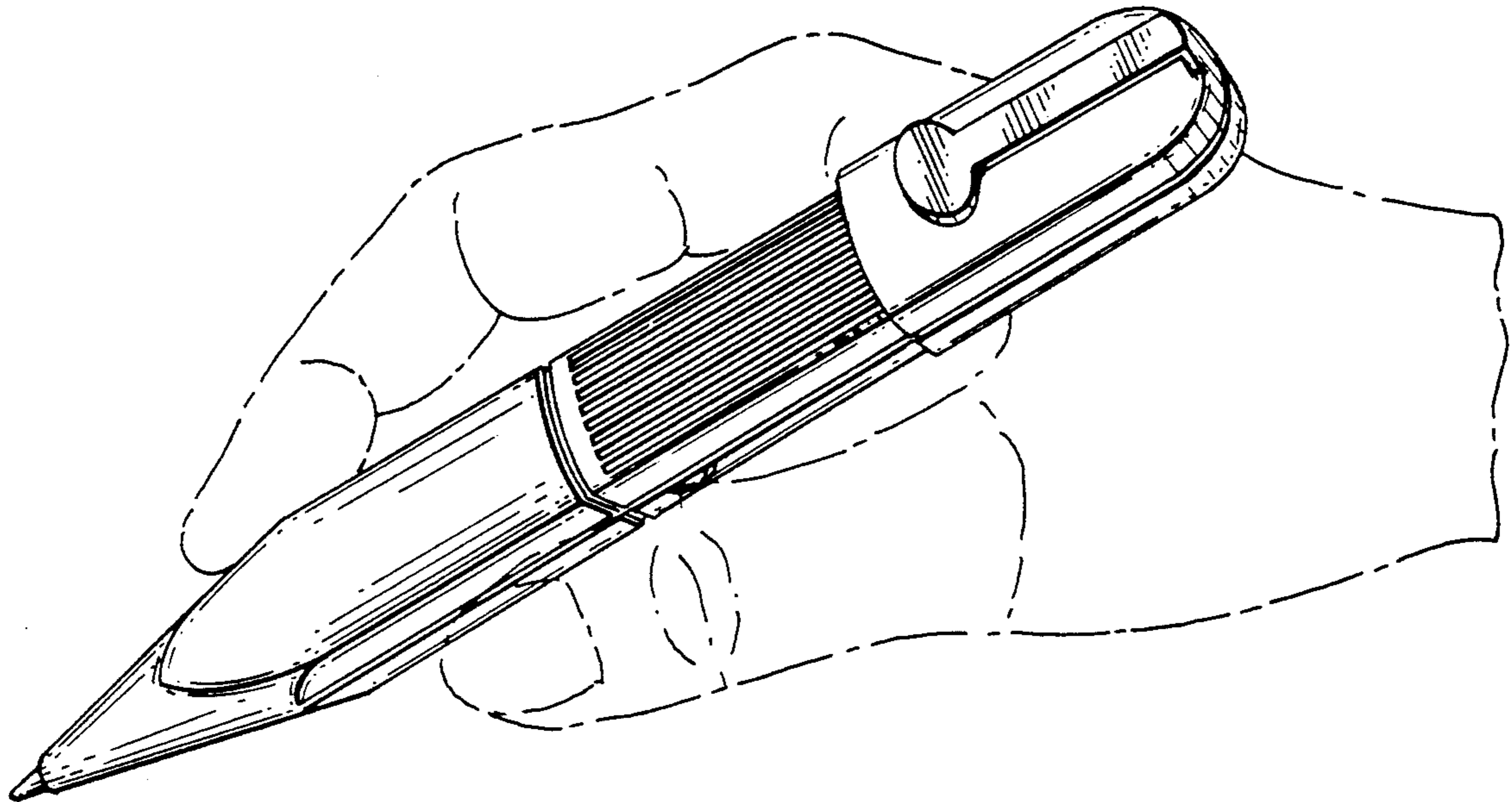
D. 139,904	1/1945	Baff	D19/48
D. 182,925	5/1958	Ribas	D19/48
D. 292,270	10/1987	Ronningen	D19/47 X
D. 295,537	5/1988	Davidson et al.	D19/43
D. 306,038	2/1990	Gerniglia	D19/41

FIG. 4 is a rear elevational view of FIG. 3;

FIG. 5 is a top plan view of FIG. 3; and,

FIG. 6 is a bottom plan view of FIG. 3;

The hand depicted by means of broken lines in FIG. 1 is for illustrative purposes only and forms no part of the claimed design.



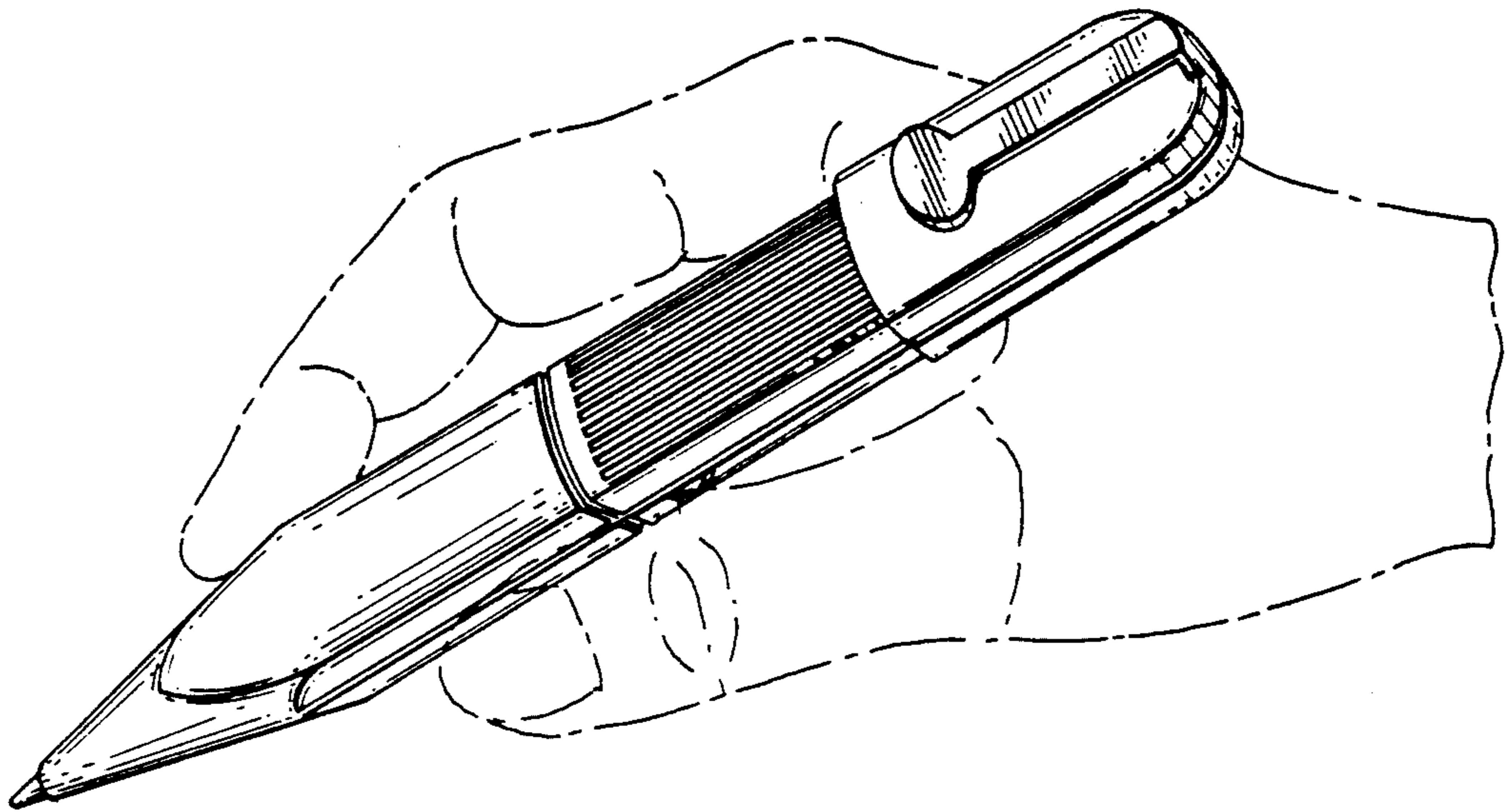


FIG. 1

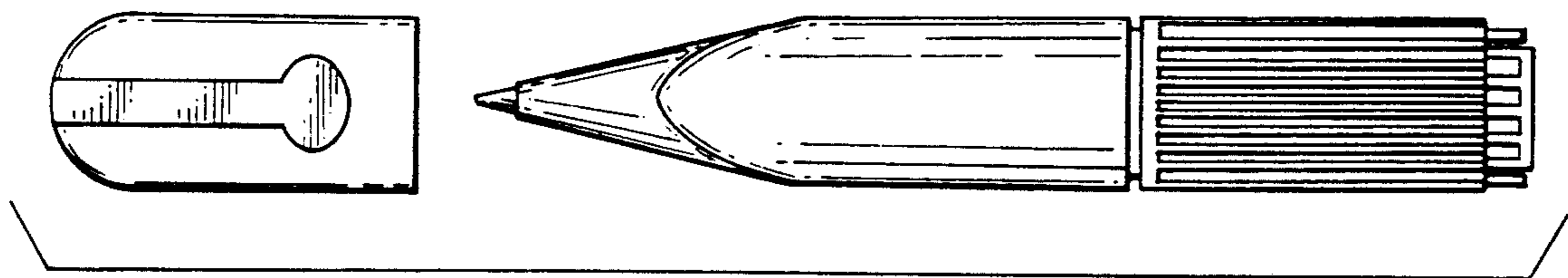


FIG. 2

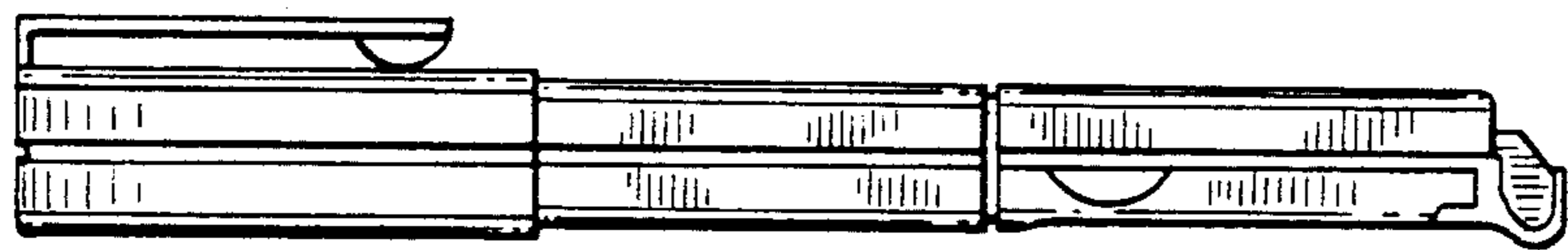


FIG. 3




FIG. 4

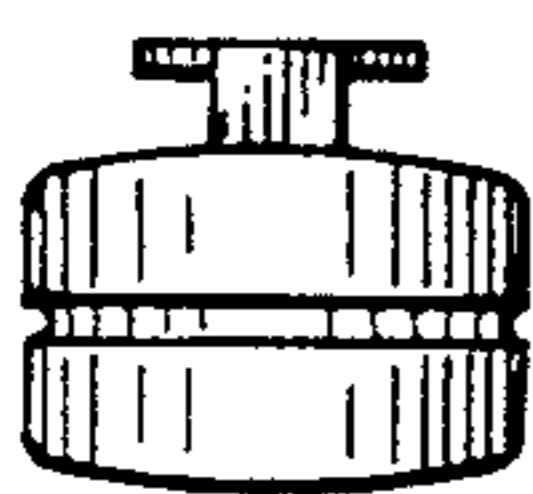


FIG. 5

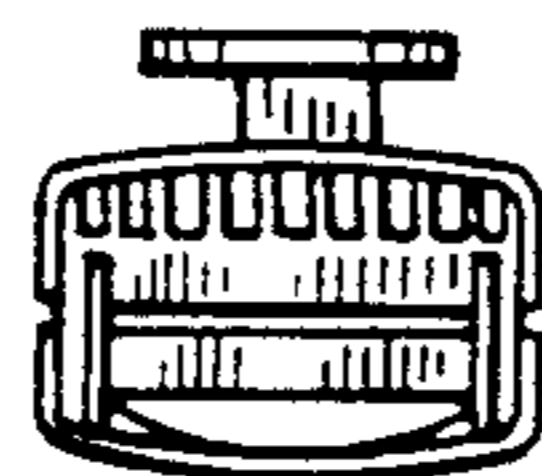


FIG. 6