



US00D342073S

United States Patent [19]

[11] Patent Number: **Des. 342,073**

Nakamura et al.

[45] Date of Patent: **** Dec. 7, 1993**

[54] MULTIPLE TELEPHONE LINE CONNECTOR

[75] Inventors: **Tadao Nakamura, Yokohama; Seiji Namba, Inzai, both of Japan**

[73] Assignee: **Kabushiki Kaisha Toshiba, Kawasaki, Japan**

[**] Term: **14 Years**

[21] Appl. No.: **880,999**

[22] Filed: **May 11, 1992**

[30] Foreign Application Priority Data

Nov. 11, 1991 [JP] Japan 3-33797

[52] U.S. Cl. **D14/256; D13/162; D13/184; D14/241**

[58] Field of Search **D14/240, 241, 256, 245, D14/244, 140, 100, 107; D13/162, 184, 177, 156; 379/432, 419, 440, 441, 242**

[56] References Cited

U.S. PATENT DOCUMENTS

- D. 253,281 10/1979 Kim D13/184 X
- D. 265,989 8/1982 Harris et al. D13/184
- D. 300,428 3/1989 Garmon 379/432 X
- D. 305,881 2/1990 Bergeron D13/177 X
- D. 307,908 5/1990 Pushelberg D13/184 X
- D. 311,389 10/1990 Festa et al. D13/184 X
- D. 316,853 5/1991 Dickey D13/184 X
- 4,652,969 3/1987 Stegenga D13/184 X

FOREIGN PATENT DOCUMENTS

- 707882 6/1987 Japan .
- 7778631 1/1990 Japan .

OTHER PUBLICATIONS

1989 B. A. Pargh Catalog, p. 372, two Bell Ringers at bottom of page.
Catalog of Ai-Phone Kabushiki Kaisha.

Primary Examiner—Alan P. Douglas
Assistant Examiner—Jeffrey Asch
Attorney, Agent, or Firm—Oblon, Spivak, McClelland, Maier & Neustadt

[57] CLAIM

The ornamental design for a multiple telephone line connector, as shown.

DESCRIPTION

FIG. 1 is a front elevational view of a multiple telephone line connector showing our new design; FIG. 2 is a top plan view thereof; FIG. 3 is a bottom plan view thereof; FIG. 4 is a rear elevational view thereof; FIG. 5 is a left side elevational view thereof; FIG. 6 is a right side elevational view thereof; FIG. 7 is a enlarged cross sectional view taken on line 7—7 in FIG. 1; and, FIG. 8 is a enlarged cross sectional view taken on line 8—8 in FIG. 1.

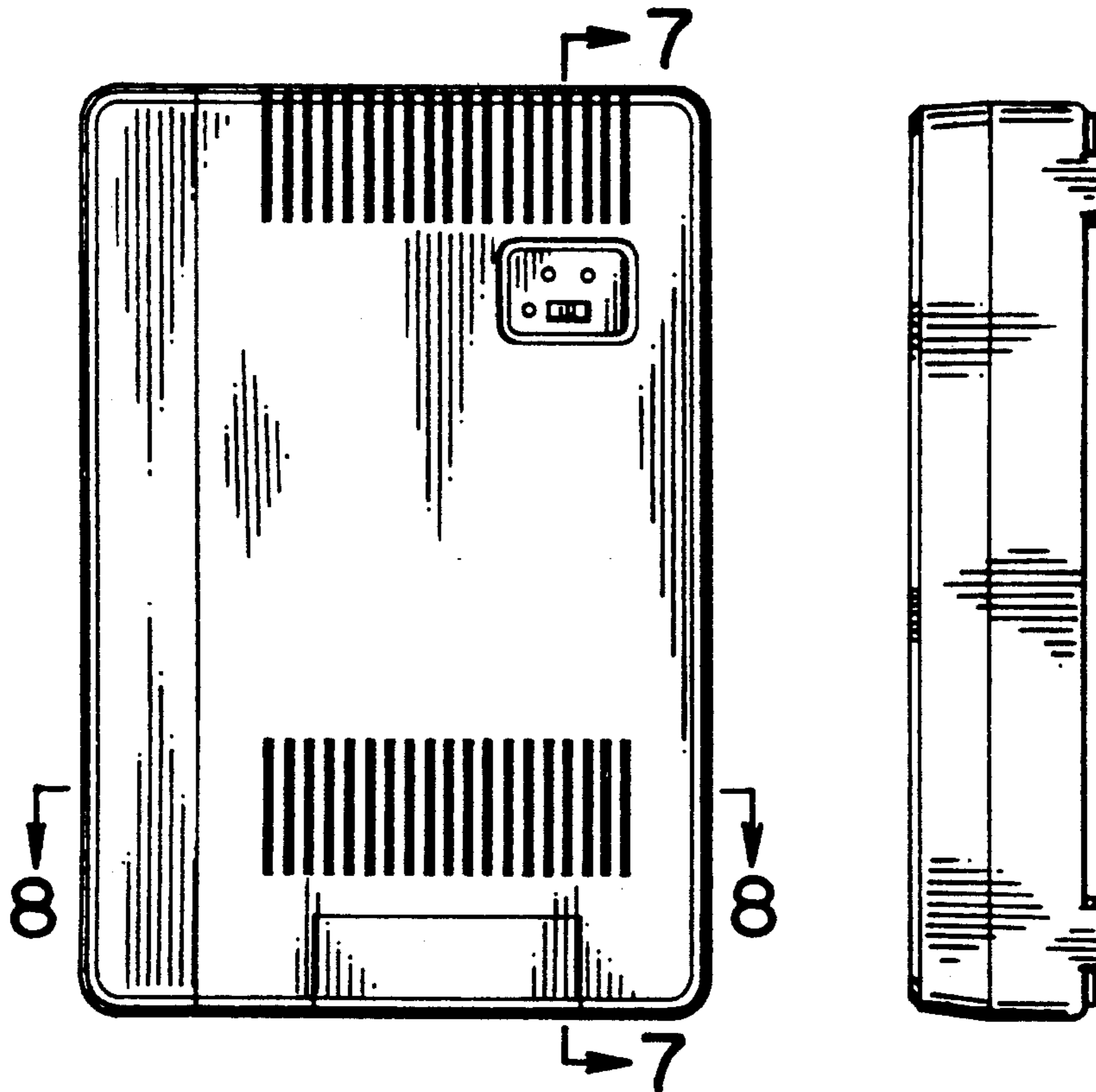


FIG. 1

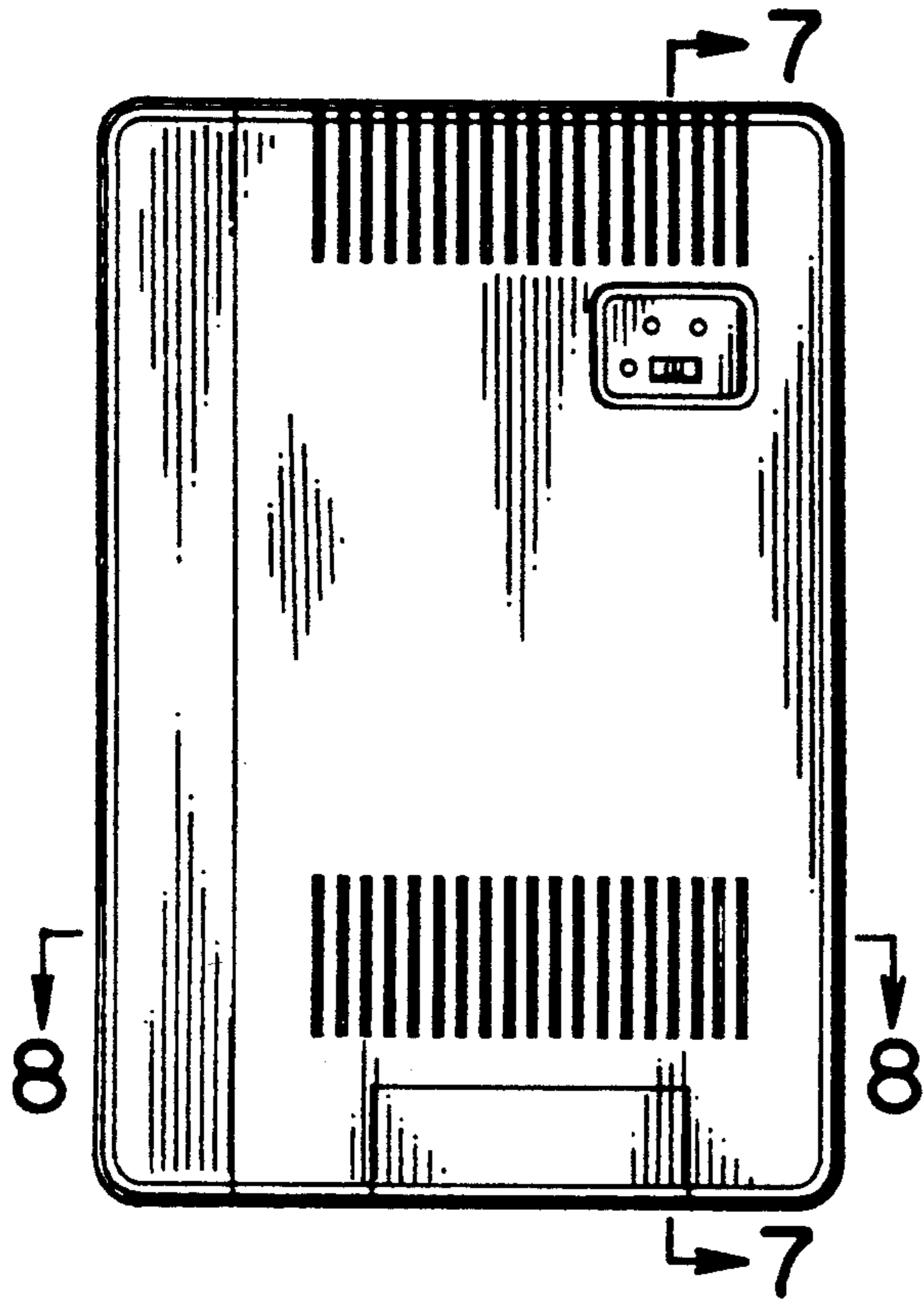


FIG. 4




FIG. 2

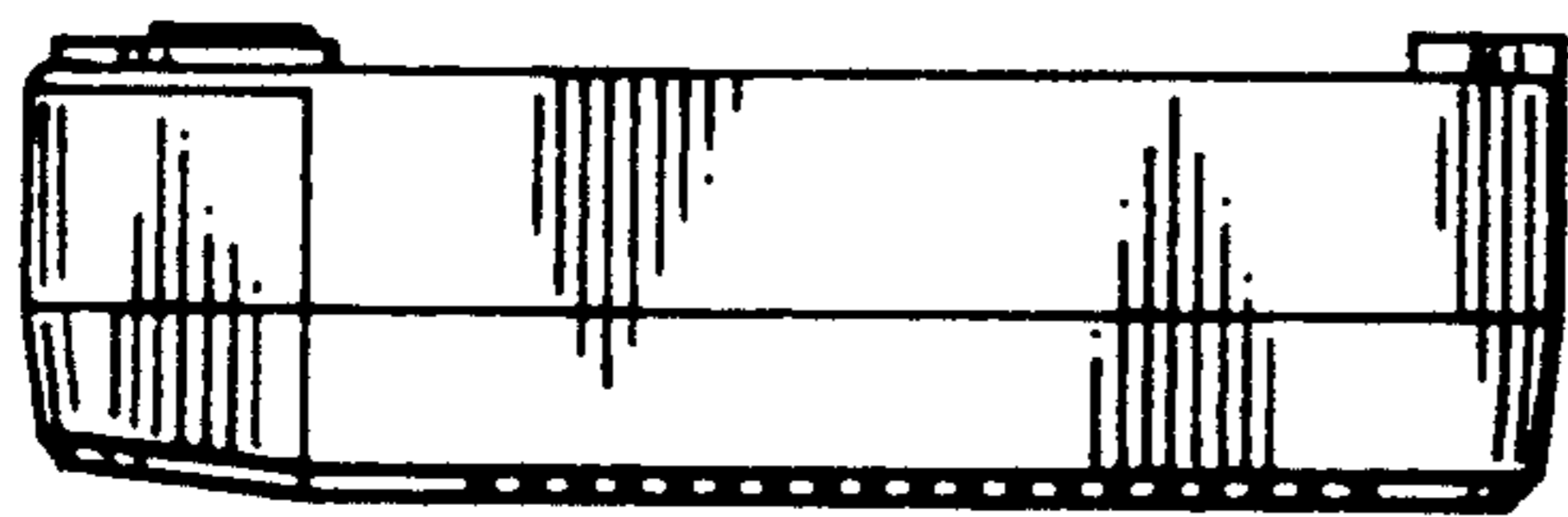


FIG. 3

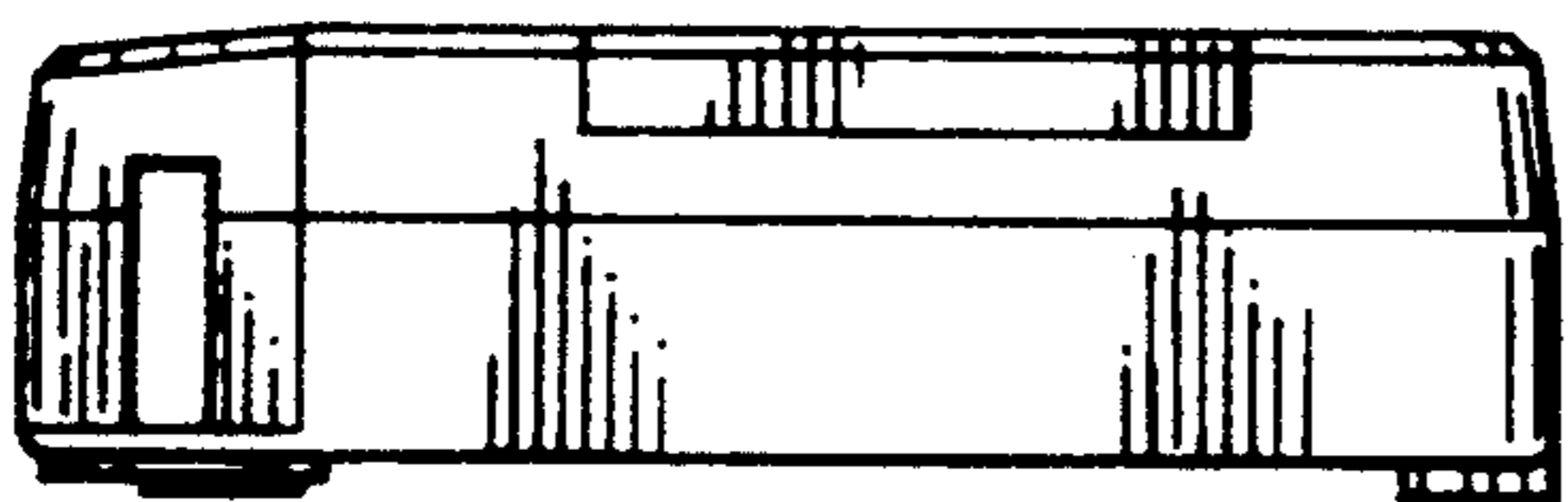


FIG. 5

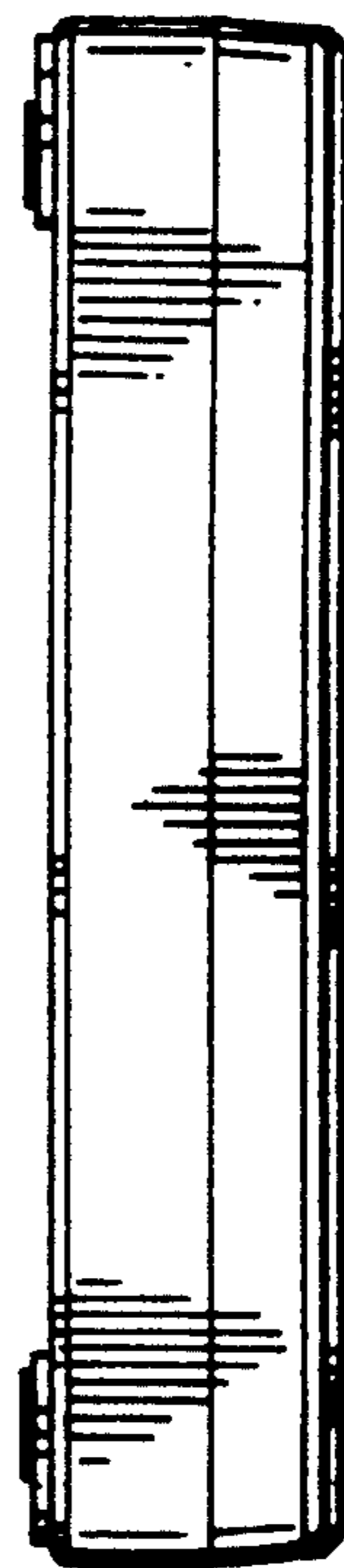


FIG. 6

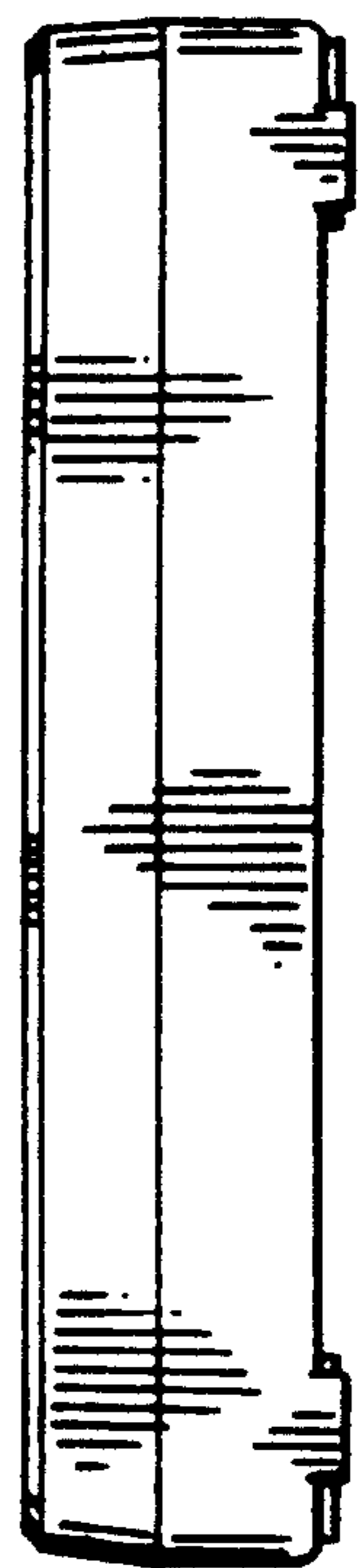


FIG. 7

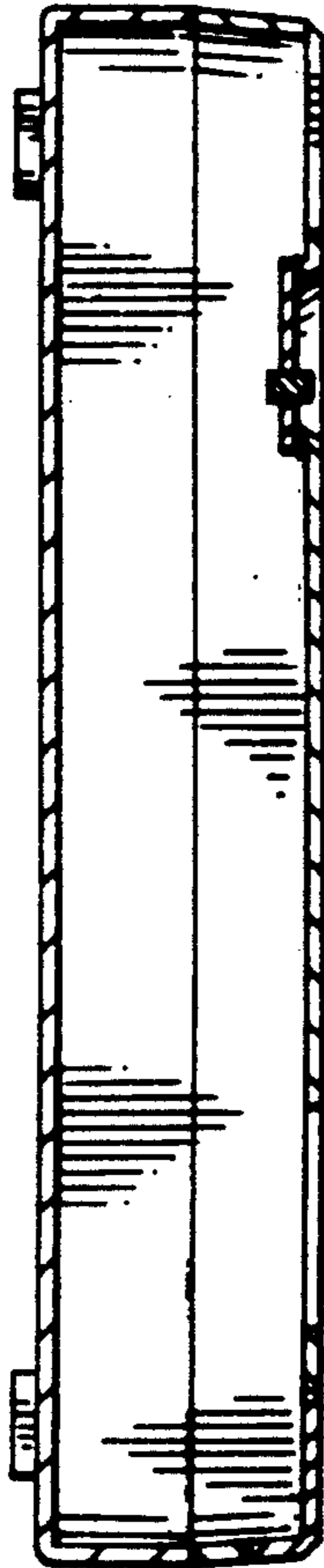


FIG. 8

