



US00D342067S

# United States Patent [19]

[11] Patent Number: **Des. 342,067**

**Kawamura et al.**

[45] Date of Patent: **\*\* Dec. 7, 1993**

[54] **WIRELESS TELEPHONE**

[75] Inventors: **Kunihito Kawamura, Komae; Kouji Suso, Tokyo; Jyun Furuya, Kokubunji; Takanori Nishiyama, Mitaka; Toshiyuki Moriya, Tokorozawa; Akiyoshi Hosoya, Katsuta, all of Japan**

[73] Assignee: **Hitachi, Ltd., Tokyo, Japan**

[\*\*] Term: **14 Years**

[21] Appl. No.: **939,640**

[22] Filed: **Jul. 8, 1992**

[30] **Foreign Application Priority Data**

Jan. 8, 1992 [JP] Japan ..... 4-32

[52] U.S. Cl. .... **D14/138**

[58] Field of Search ..... D14/137, 138, 140, 142, D14/147, 148, 116, 240, 248; 379/58-61, 433, 440, 419, 428

[56] **References Cited**

**U.S. PATENT DOCUMENTS**

D. 289,896 5/1987 Martensson et al. .... D14/138

D. 314,573	2/1991	Kobayashi et al. ....	D14/138
D. 316,410	4/1991	Watanabe et al. ....	D14/138
D. 320,984	10/1991	Tattari .....	D14/138
D. 322,435	12/1991	Nakamachi et al. ....	D14/138
D. 323,325	1/1992	Seki .....	D14/138
D. 329,049	9/1992	Peersmann .....	D14/148
D. 334,187	3/1993	Matsuda .....	D14/148 X

*Primary Examiner*—Alan P. Douglas  
*Assistant Examiner*—Jeffrey Asch  
*Attorney, Agent, or Firm*—Antonelli, Terry, Stout & Kraus

[57] **CLAIM**

the ornamental design for a wireless telephone, as shown.

**DESCRIPTION**

FIG. 1 is a front, top and left side elevational perspective view of a wireless telephone showing our new design;

FIG. 2 is a front elevational view thereof;

FIG. 3 is a right elevational view thereof;

FIG. 4 is a rear elevational view thereof;

FIG. 5 is a left elevational view thereof;

FIG. 6 is a top plan view thereof; and,

FIG. 7 is a bottom plan view thereof.

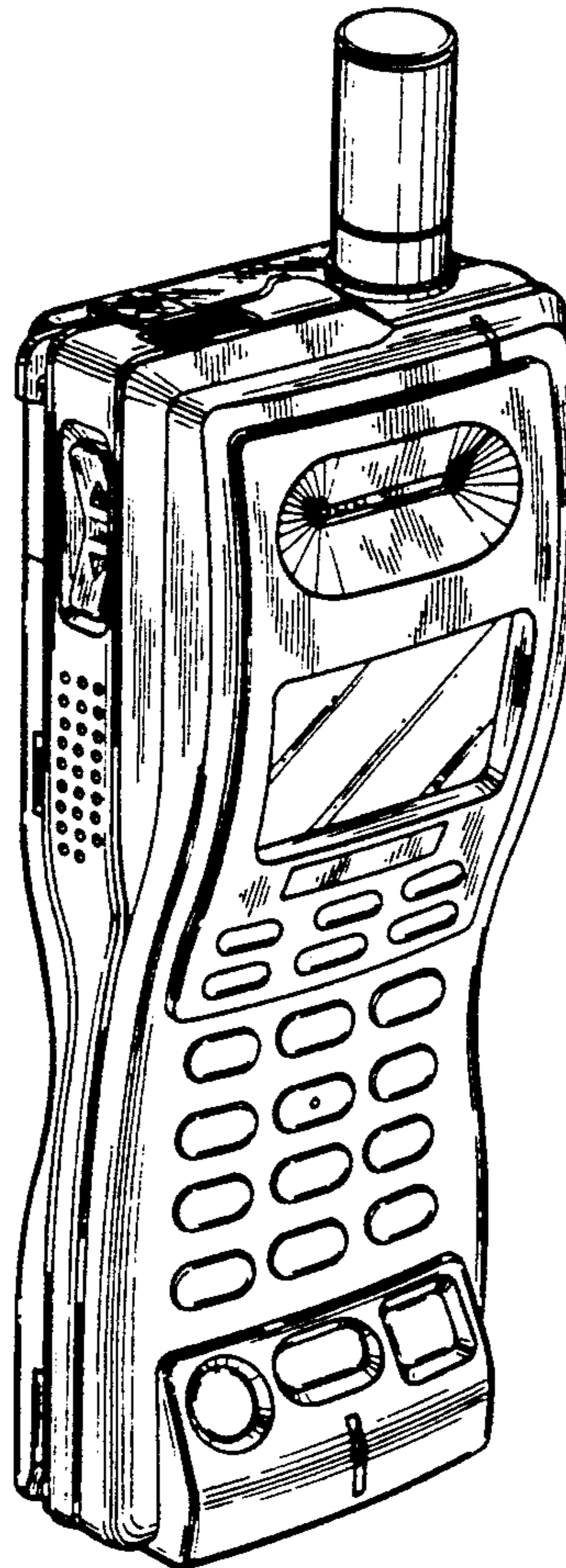


FIG. 1

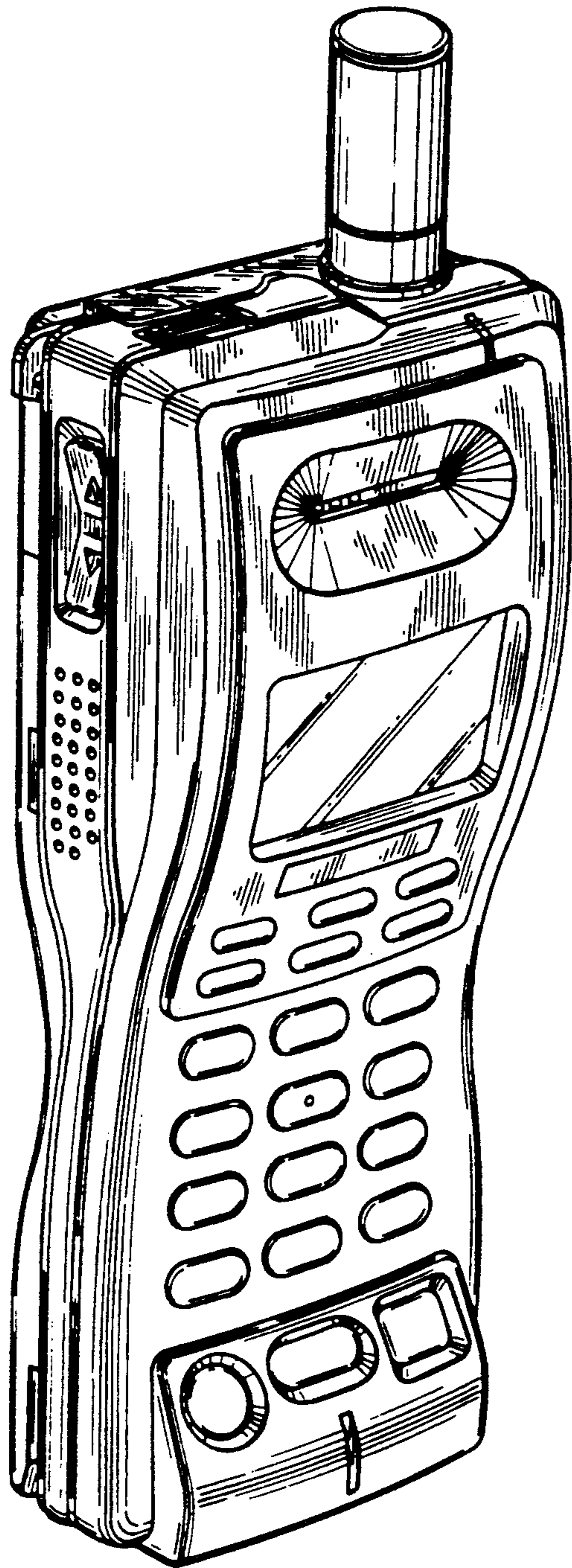


FIG. 2

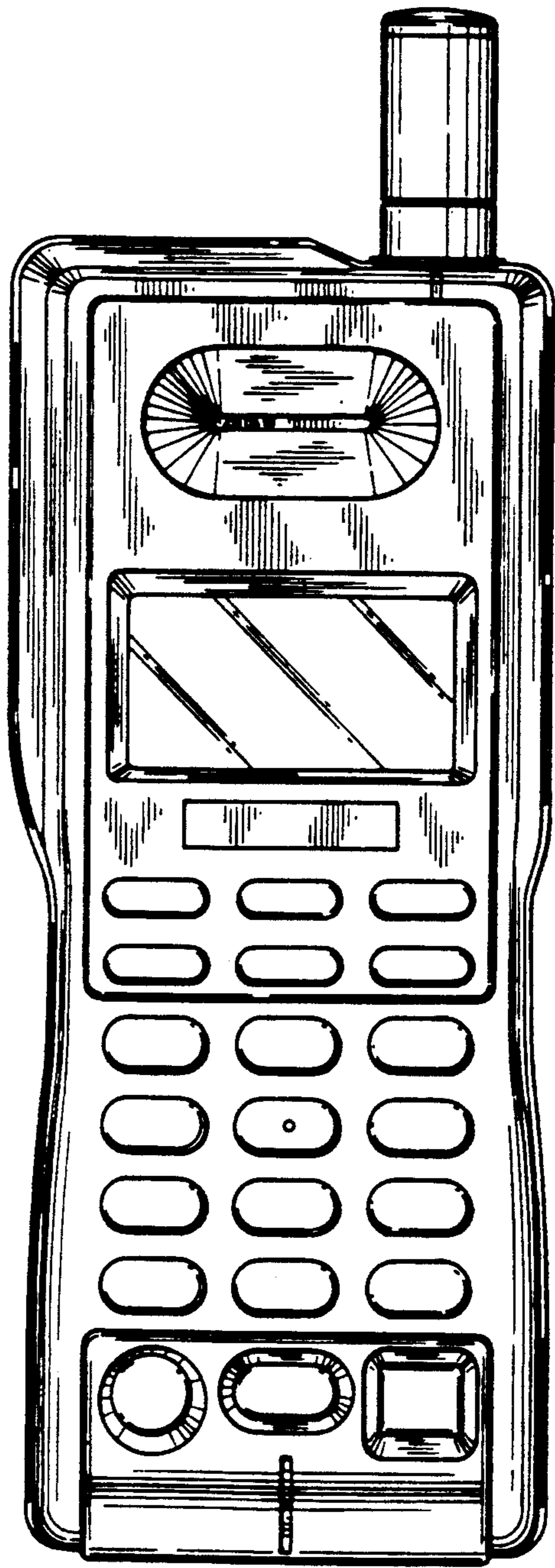


FIG. 3

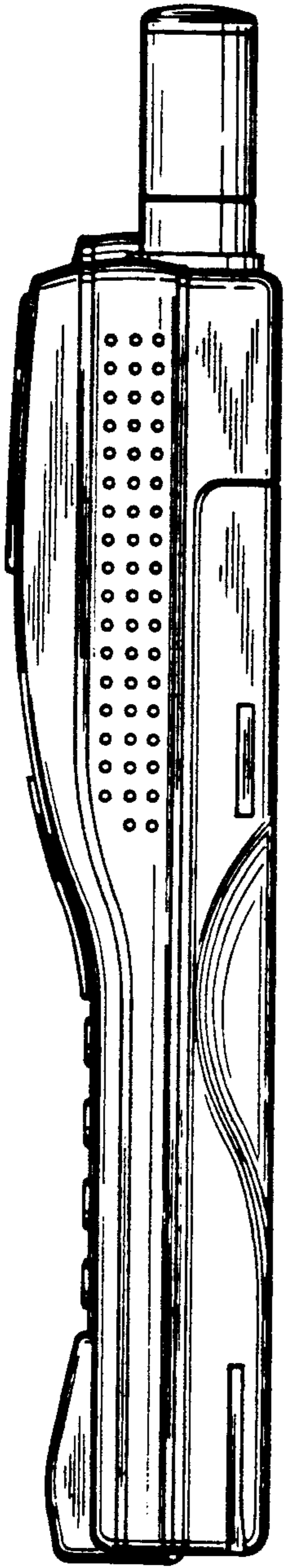


FIG. 4

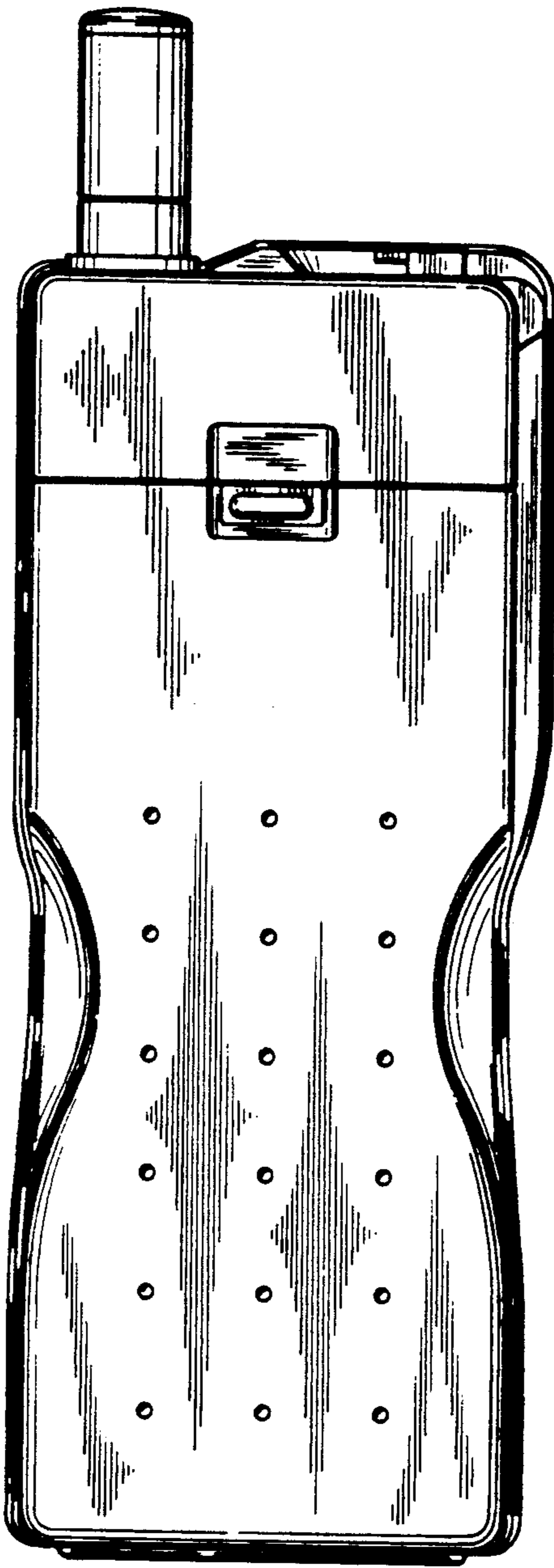


FIG. 5

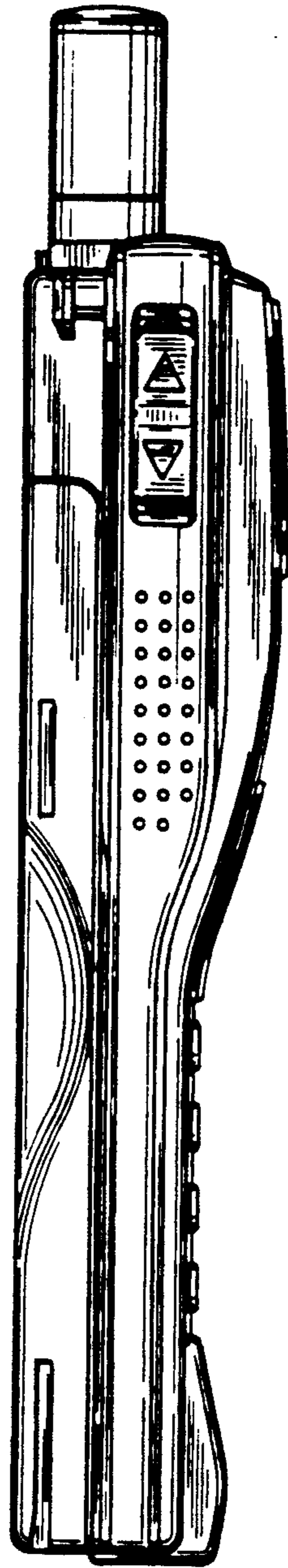


FIG. 6




FIG. 7

