



US00D342057S

United States Patent [19]
McGinley

[11] **Patent Number: Des. 342,057**

[45] **Date of Patent: ** Dec. 7, 1993**

[54] **FINGERNAIL PROTECTOR FOR A
TYPEWRITER KEY**

[76] **Inventor: Dennis F. McGinley, 46 Turf Rd.,
Levittown, Pa. 19056**

[**] **Term: 14 Years**

[21] **Appl. No.: 764,388**

[22] **Filed: Sep. 23, 1991**

[52] **U.S. Cl. D13/173; D14/114;
D18/12**

[58] **Field of Search D28/56; D14/114;
D18/12, 23, 99, 7; 400/490-496; D13/173**

[56] **References Cited**

U.S. PATENT DOCUMENTS

- D. 212,864 12/1988 Bowman D18/12
- D. 311,913 11/1990 Schaum D14/114
- 956,485 4/1910 Conklin 400/493 X
- 1,333,015 3/1920 Freile 400/493.1 X

FOREIGN PATENT DOCUMENTS

- 1016055 10/1952 France 400/494
- 0106884 8/1981 Japan 400/494
- 0171674 9/1984 Japan 400/493
- 2251183 10/1987 Japan 400/490

OTHER PUBLICATIONS

IBM Technical Disclosure Bulletin vol. 27 No. 11 Apr. 1985 p. 6604, FIGS. 1a, 1b & 2.

Primary Examiner—Bernard Ansher

Assistant Examiner—C. Tuttle

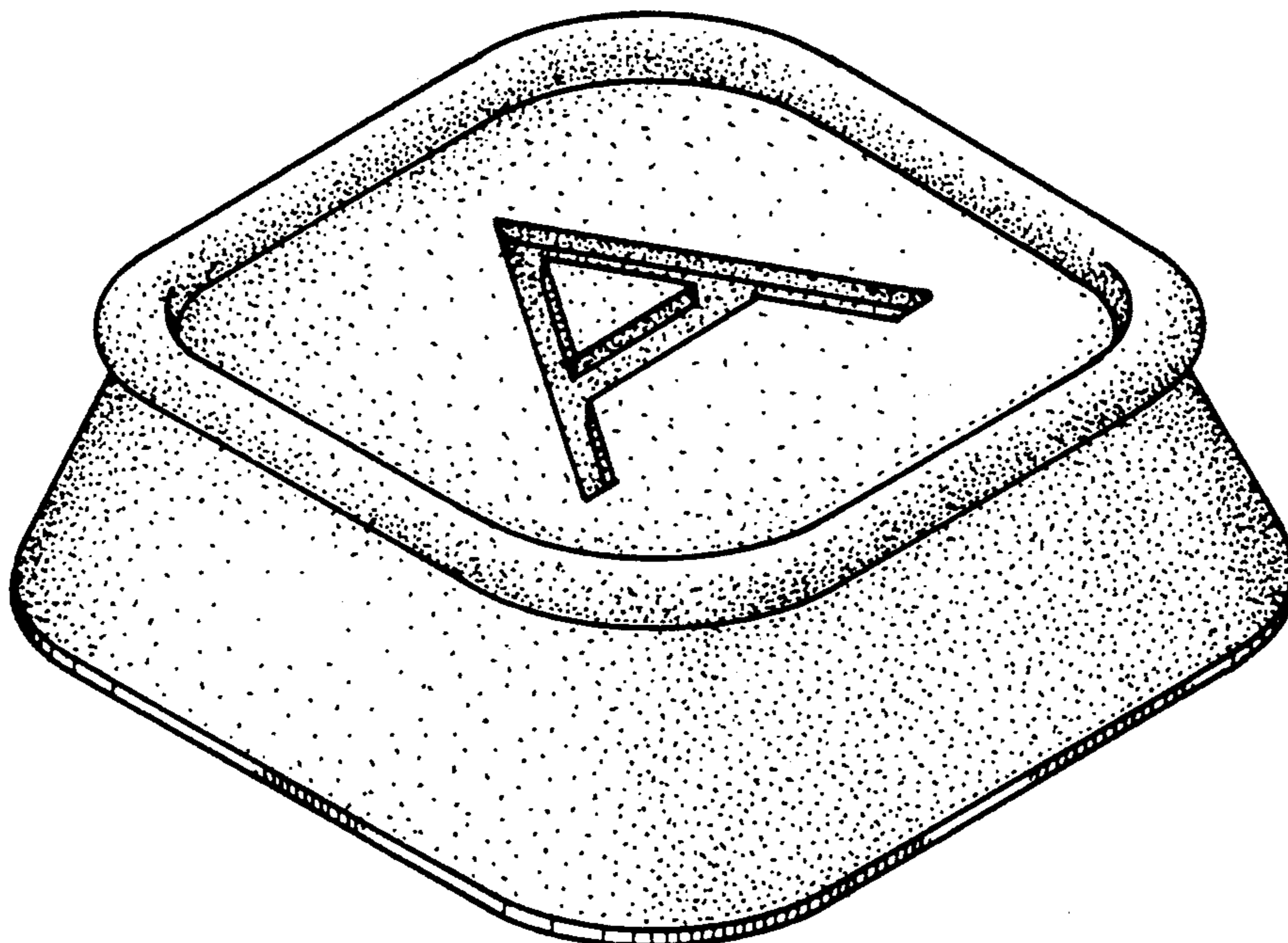
Attorney, Agent, or Firm—Terry M. Gernstein

[57] **CLAIM**

The ornamental design for a fingernail protector for a typewriter key, as shown and described.

DESCRIPTION

FIG. 1 is a perspective view of the fingernail protector for a type-writer key embodying the design;
 FIG. 2 is a elevational view thereof, all elevational views being identical to the front end shown in FIG. 2;
 FIG. 3 is a top plan view thereof; and,
 FIG. 4 is a bottom view thereof.



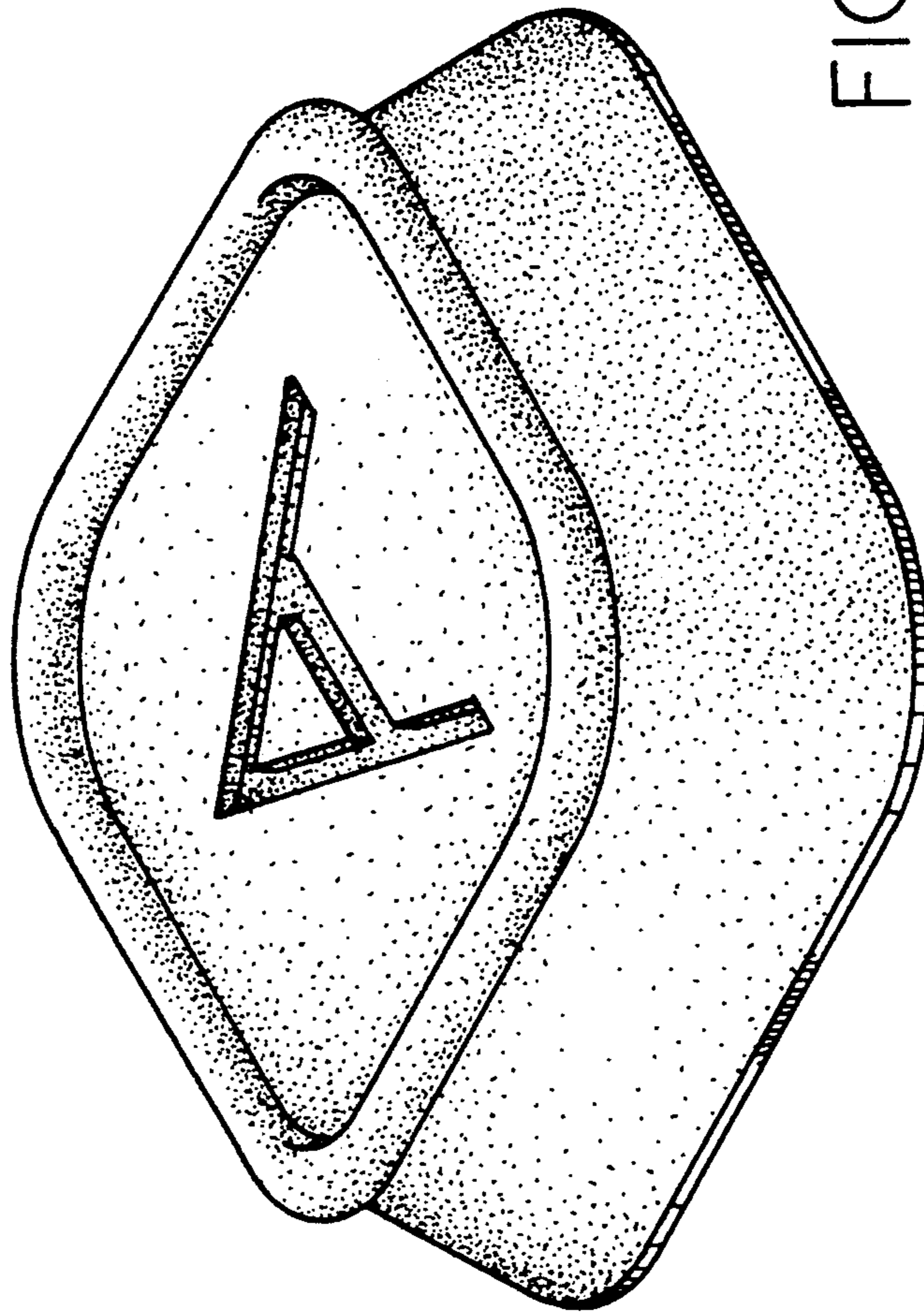


FIG.1.

FIG. 2.





FIG. 3.

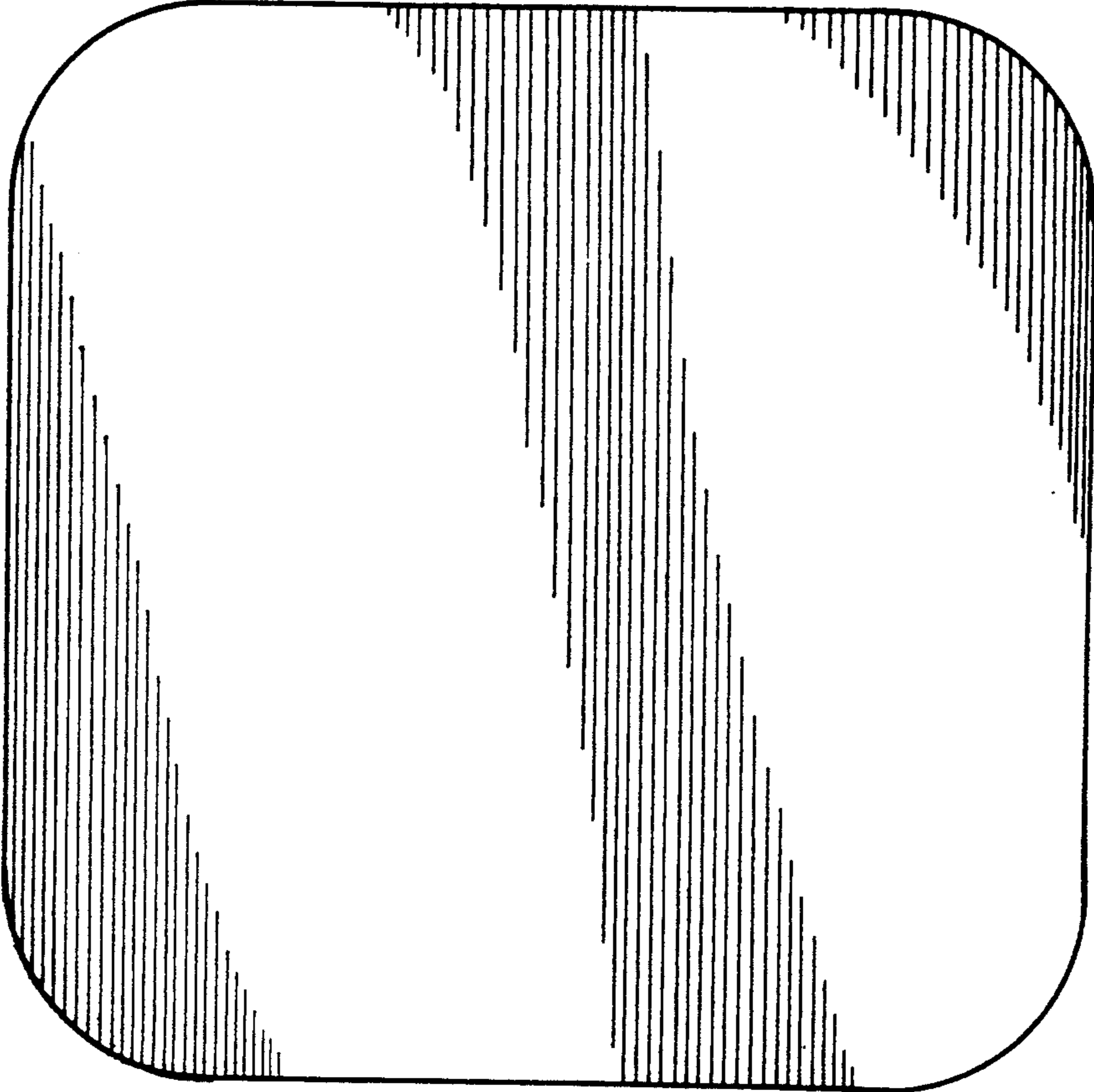


FIG. 4.