



US00D342039S

United States Patent [19] Ambar

[11] Patent Number: Des. 342,039
[45] Date of Patent: ** Dec. 7, 1993

[54] FINGER RING

[76] Inventor: Betzalel Ambar, 4359 Ponea Ave.,
Los Angeles, Calif. 91602

[**] Term: 14 Years

[21] Appl. No.: 883,719

[22] Filed: May 15, 1992

[52] U.S. Cl. D11/26

[58] Field of Search D11/1-3,
D11/26-39; 63/1.1, 2, 3, 15-15.8, 26-32

[56] References Cited

U.S. PATENT DOCUMENTS

D. 139,731 12/1944 Blum D11/33
D. 235,466 6/1975 Volkhausen D11/35
D. 258,123 2/1991 Gruber D11/34

OTHER PUBLICATIONS

Ross Simons Winter II 1990 center right p. 18.
Insley Jewelers Cat. item center right of p. 19.

Primary Examiner—A. Hugo Word

Assistant Examiner—R. Seifert

Attorney, Agent, or Firm—Levisohn, Lerner & Berger

[57] CLAIM

The ornamental design for a finger ring, as shown and described.

DESCRIPTION

FIG. 1 is a top plan view of a first embodiment of this invention;

FIG. 2 is a front view of the first embodiment of this invention, the rear view being an identical mirror image of the front view;

FIG. 3 is a right side view of the first embodiment of this invention; the left side view being an identical mirror image of the right side view;

FIG. 4 is a bottom plan view of the first embodiment of this invention;

FIG. 5 is a top plan view of a second embodiment of this invention;

FIG. 6 is a front view of the second embodiment of this invention; the rear view being an identical mirror image of the front view;

FIG. 7 is a right side view of the second embodiment of this invention, with the left side view being an identical mirror image of the right side view; and,

FIG. 8 is a bottom plan view of the second embodiment of this invention.




FIG. 1




FIG. 2


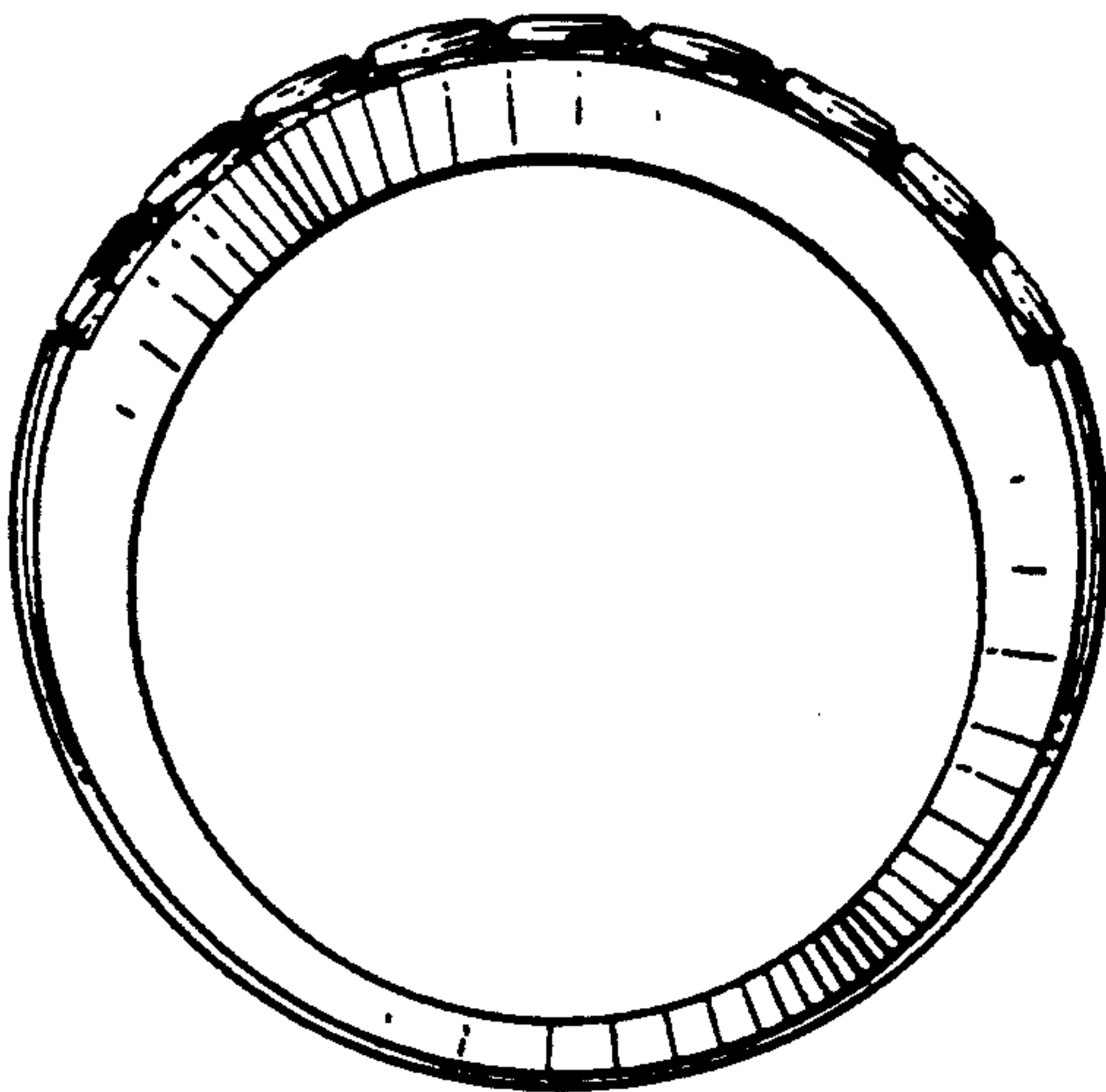


FIG. 3

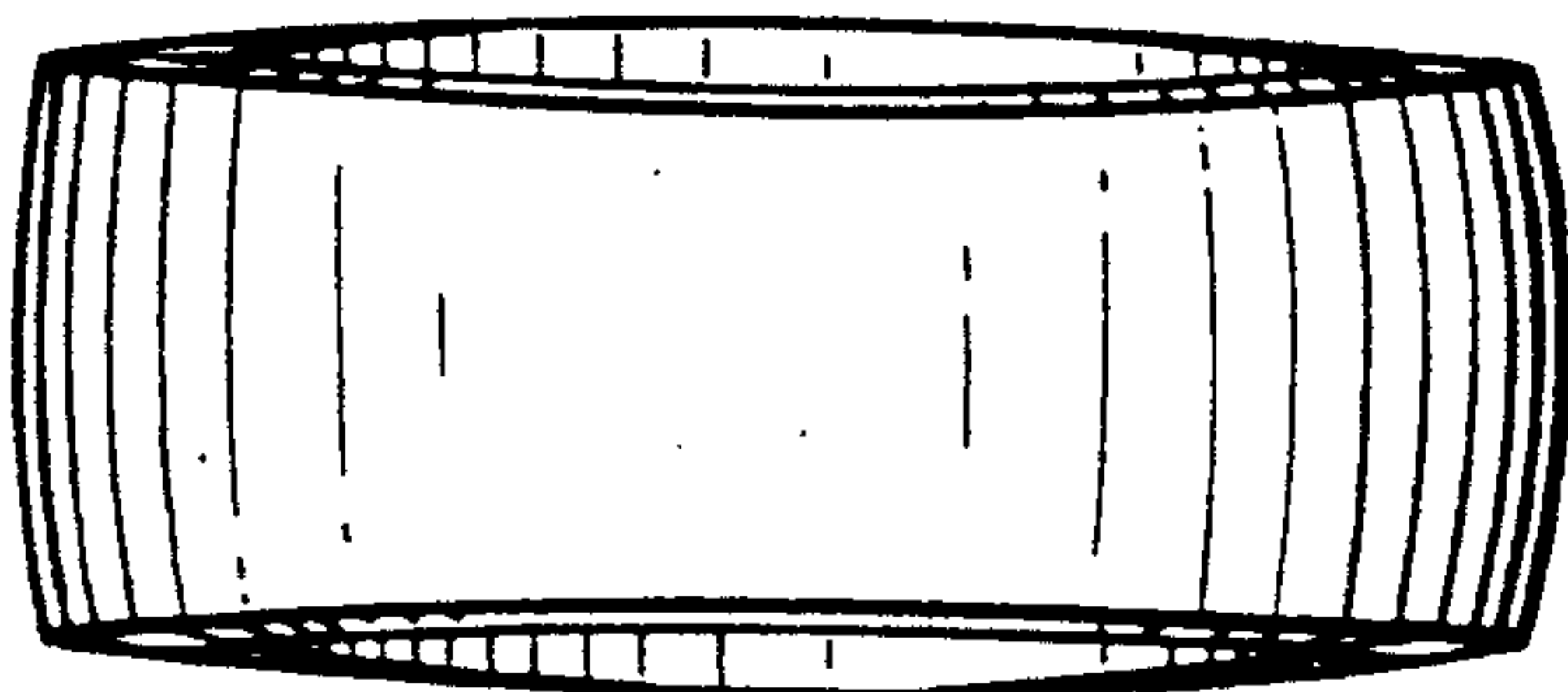


FIG. 4

FIG. 5




FIG. 6


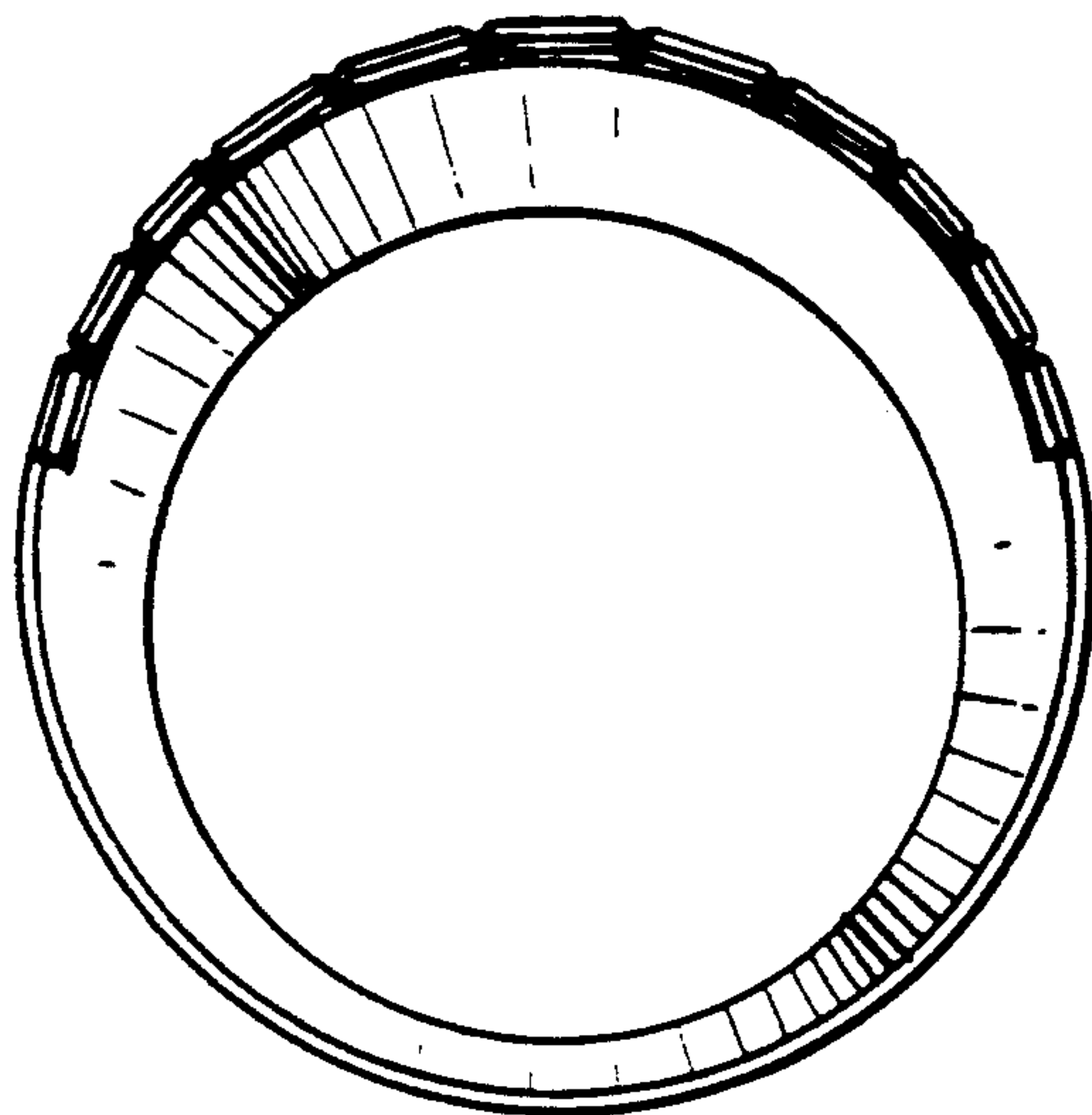


FIG. 7

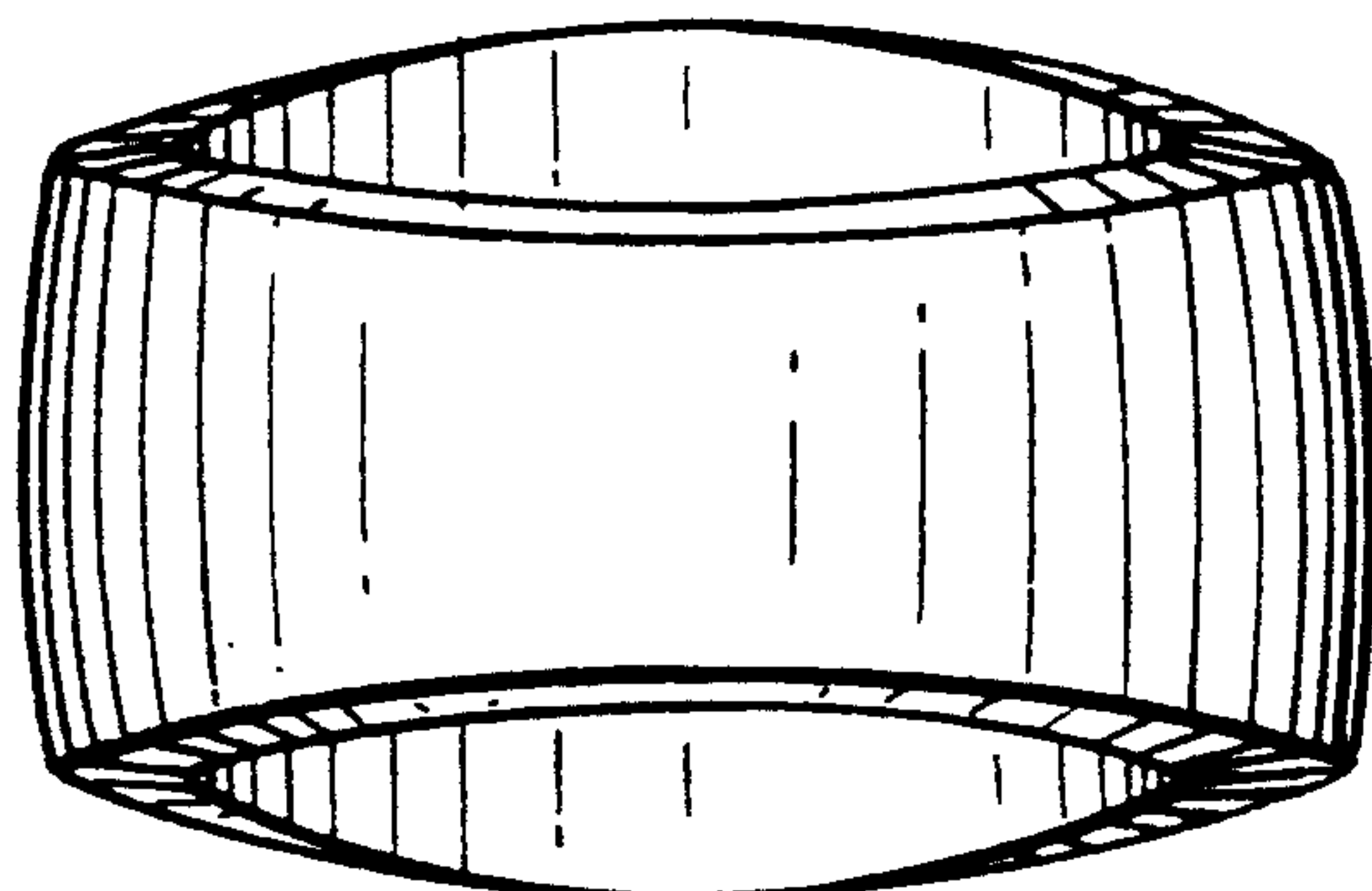


FIG. 8