



US00D342038S

**United States Patent** [19]  
**Burgener**

[11] **Patent Number: Des. 342,038**  
[45] **Date of Patent: \*\* Dec. 7, 1993**

[54] **BRACELET**

[75] **Inventor: Eddy Burgener, Moutier, Switzerland**

[73] **Assignee: Roventa-Henex S.A., Bienne, Switzerland**

[\*\*] **Term: 14 Years**

[21] **Appl. No.: 886,172**

[22] **Filed: May 21, 1992**

[30] **Foreign Application Priority Data**

Nov. 28, 1991 [WO] World Int. Prop. O. .... DMA/001  
649

[52] **U.S. Cl. .... D11/3; D11/6; D11/12; D11/21**

[58] **Field of Search .... D11/1-18, D11/20-25, 93-94, 87; 63/26, 111, 2-11; 59/78, 79.1-79.3, 80-82, 84, 90-92; D10/30-39**

[56] **References Cited**

**U.S. PATENT DOCUMENTS**

D. 109,736 5/1938 Sand ..... D11/12  
D. 186,534 11/1959 Katz ..... D10/32

*Primary Examiner*—A. Hugo Word  
*Assistant Examiner*—R. Seifert  
*Attorney, Agent, or Firm*—Bacon & Thomas

[57] **CLAIM**

The ornamental design for a bracelet, as shown and described.

**DESCRIPTION**

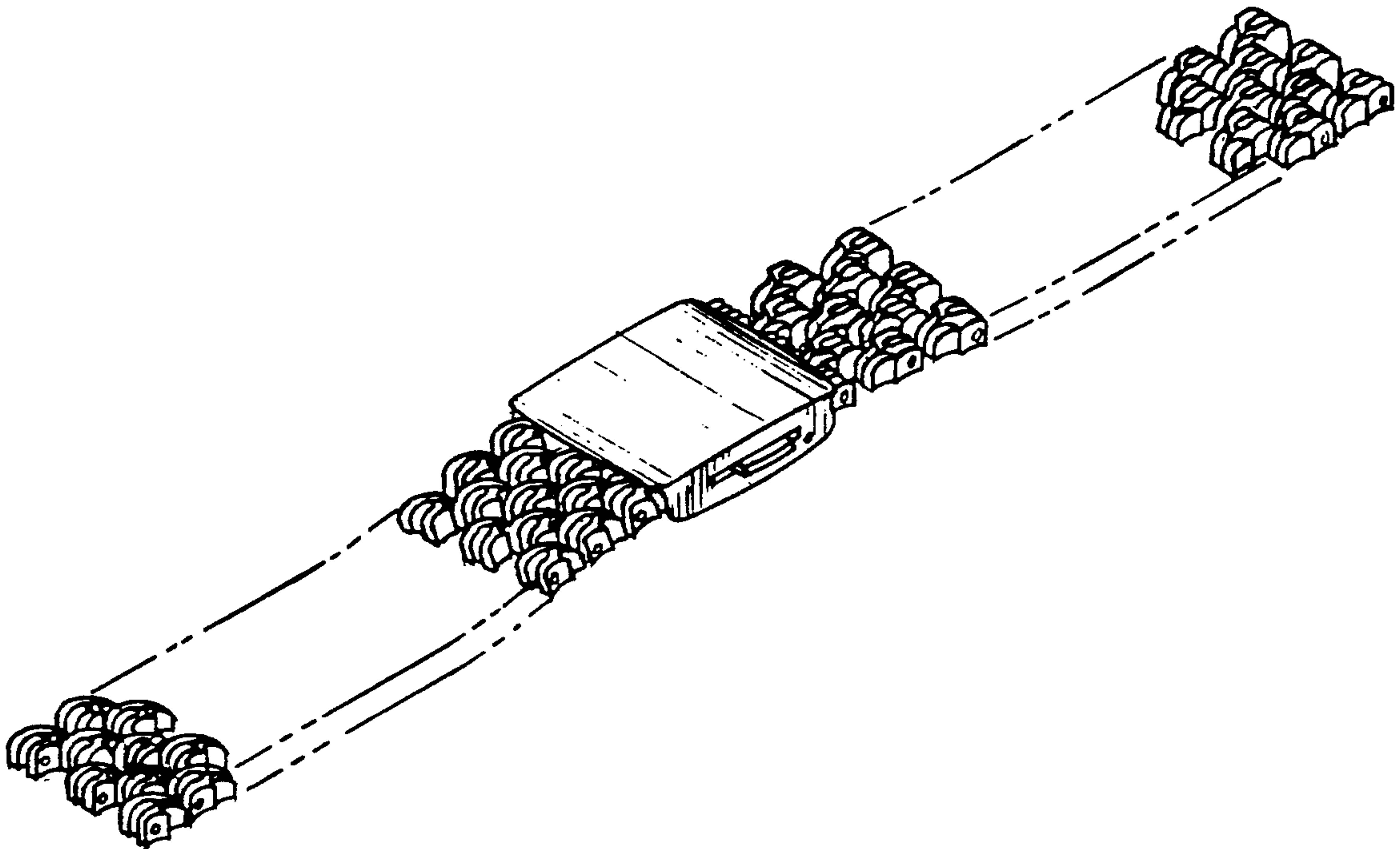
FIG. 1 is a partial top front right side perspective view of a bracelet showing my new design with the central portions being omitted for ease of illustration, it being understood that the pattern continues throughout the broken line area;

FIG. 2 is a top plan view thereof;

FIG. 3 is a bottom plan view thereof;

FIG. 4 is a rear elevational view thereof; and,

FIG. 5 is a left side elevational view thereof.




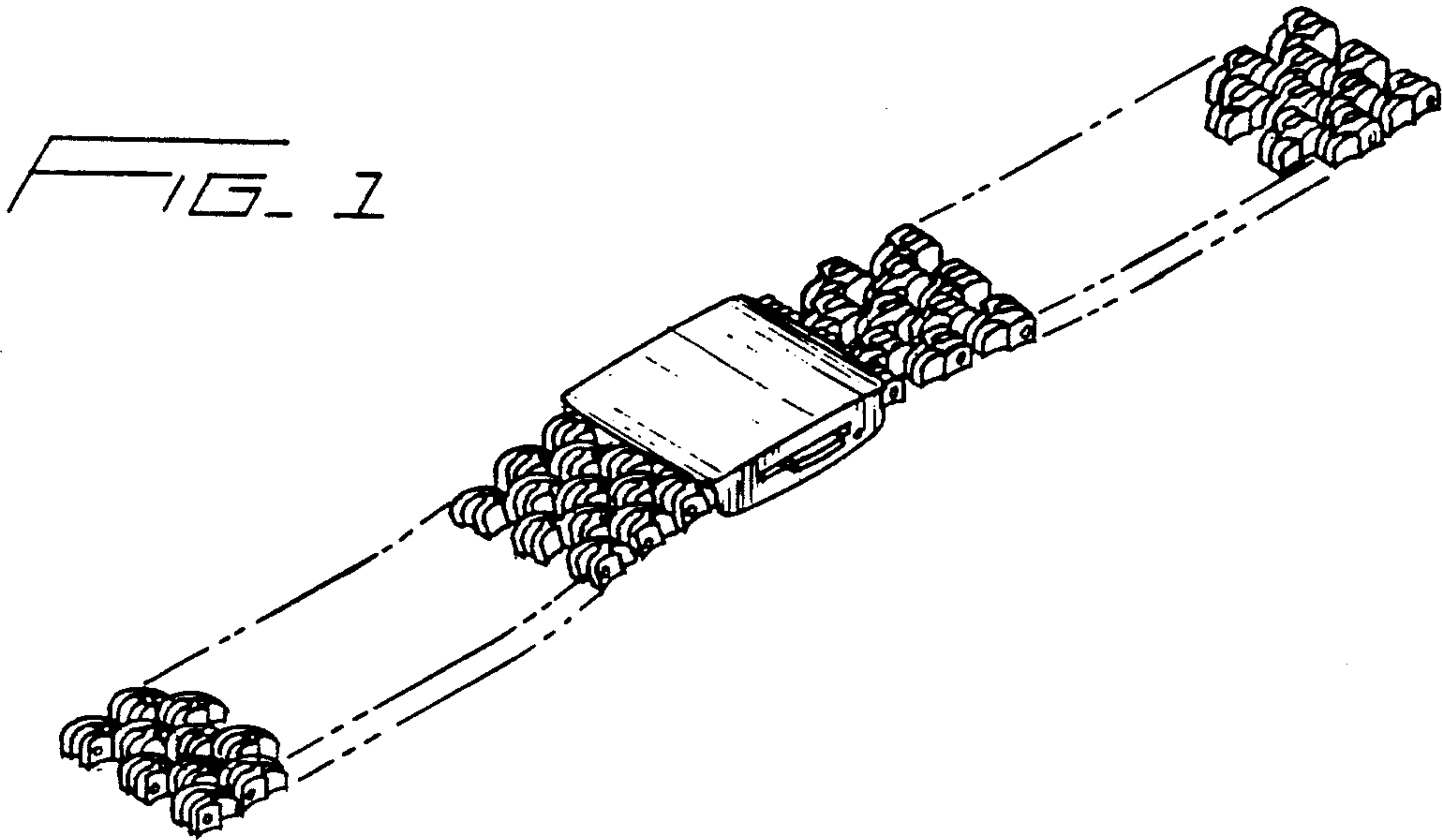


FIG. 2

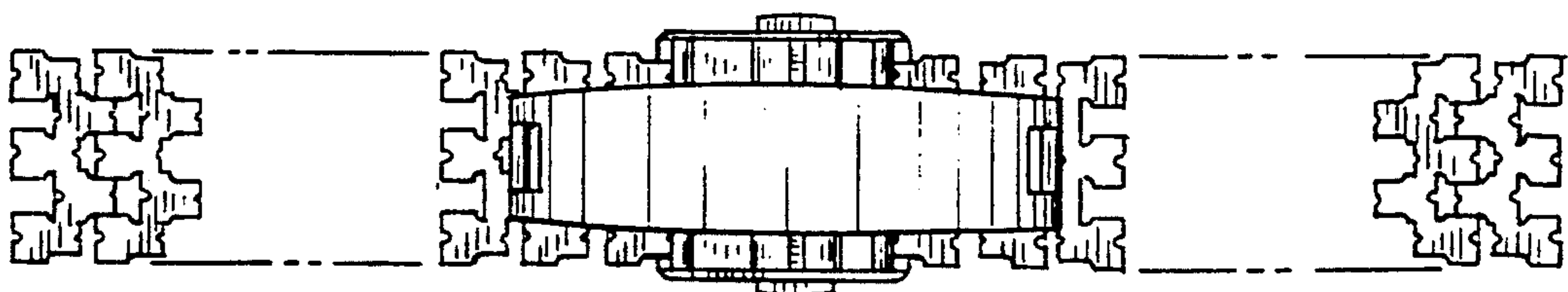


FIG. 3



FIG. 4



FIG. 5