



US00D342037S

**United States Patent** [19]  
**Giardiello**

[11] **Patent Number: Des. 342,037**  
[45] **Date of Patent: \*\* Dec. 7, 1993**

[54] **WATCH BRACELET**

[75] **Inventor: Barbara Giardiello, Naples, Italy**

[73] **Assignee: Aritime, S.A., Neuchatel, Switzerland**

[\*\*] **Term: 14 Years**

[21] **Appl. No.: 883,407**

[22] **Filed: May 14, 1992**

[30] **Foreign Application Priority Data**

Nov. 18, 1991 [IB] Int'l Pat. Institute ..... DM/021 153

[52] **U.S. Cl. .... D11/3; D11/25**

[58] **Field of Search .... D11/1-18, D11/20-25, 93-94, 87; 63/26, 1.1, 2-11; 59/78, 79.1-79.3, 80-82, 84, 90-92; D10/30-39**

[56] **References Cited**

**U.S. PATENT DOCUMENTS**

D. 168,207 11/1952 Boots ..... D11/25

D. 224,602 8/1972 Poon ..... D11/25  
D. 283,681 5/1986 Chodat ..... D10/32  
D. 286,516 11/1986 Chodat ..... D11/21  
D. 293,302 12/1987 Schoepfer ..... D11/21  
D. 327,021 6/1992 Burgener ..... D10/30

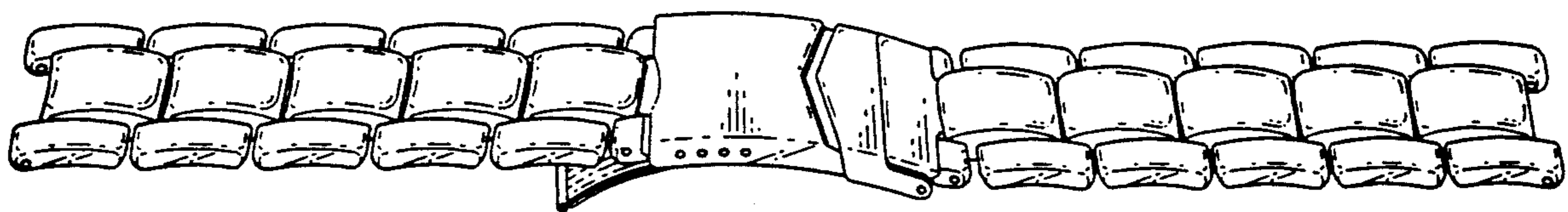
*Primary Examiner*—A. Hugo Word  
*Assistant Examiner*—R. Seifert  
*Attorney, Agent, or Firm*—McGlew and Tuttle

[57] **CLAIM**

The ornamental design for a watch bracelet, as shown and described.

**DESCRIPTION**

FIG. 1 is a top plan view of a watch bracelet showing my new design;  
FIG. 2 is a bottom plan view;  
FIG. 3 is a right side elevational view;  
FIG. 4 is a left side elevational view;  
FIG. 5 is a front end elevational view;  
FIG. 6 is a rear end elevational view; and,  
FIG. 7 is a top perspective view.



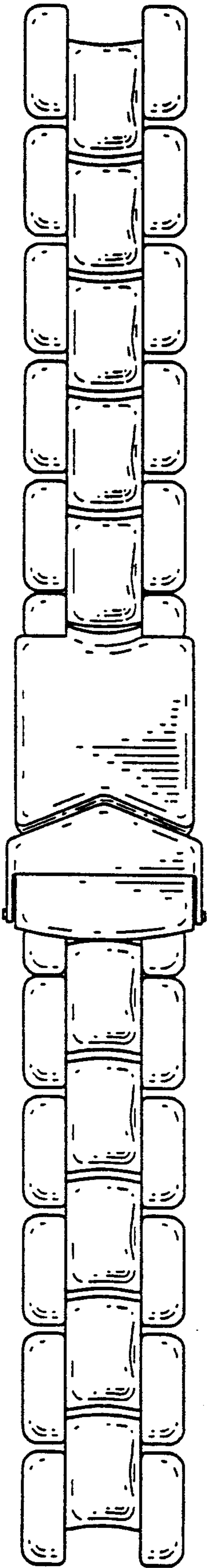


Fig. 1

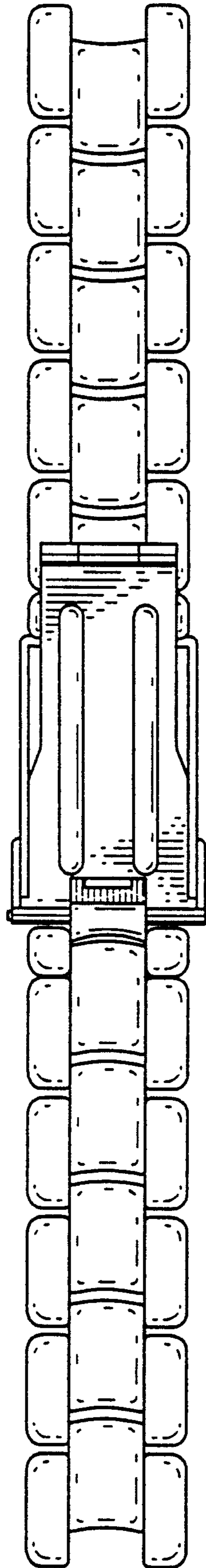


Fig. 2

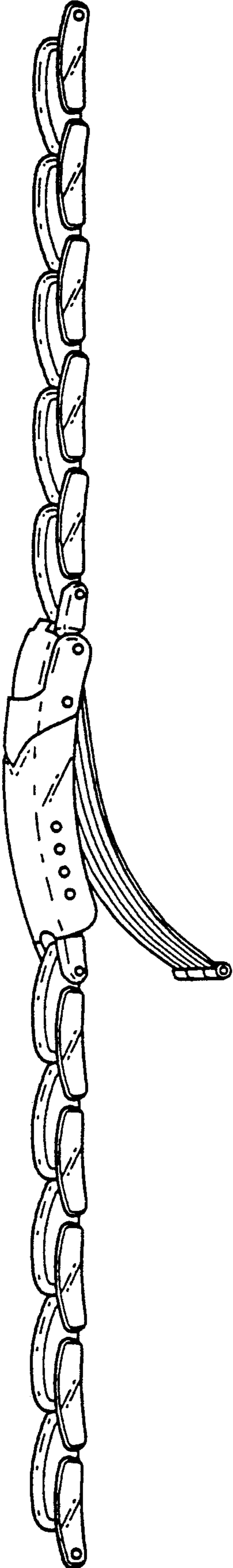


Fig. 3

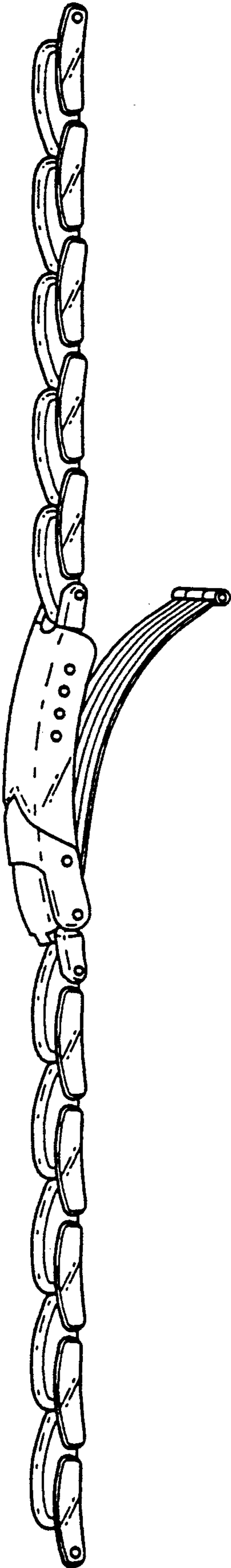


Fig. 4

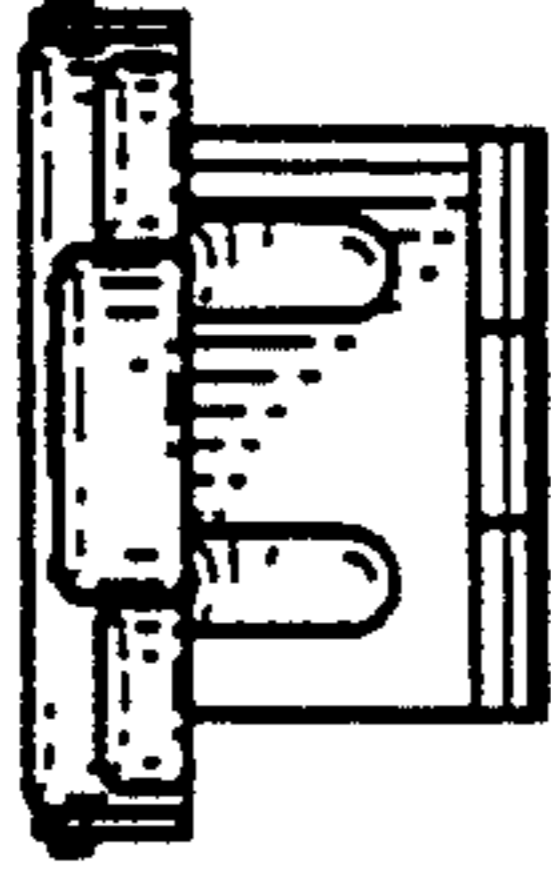


Fig. 5

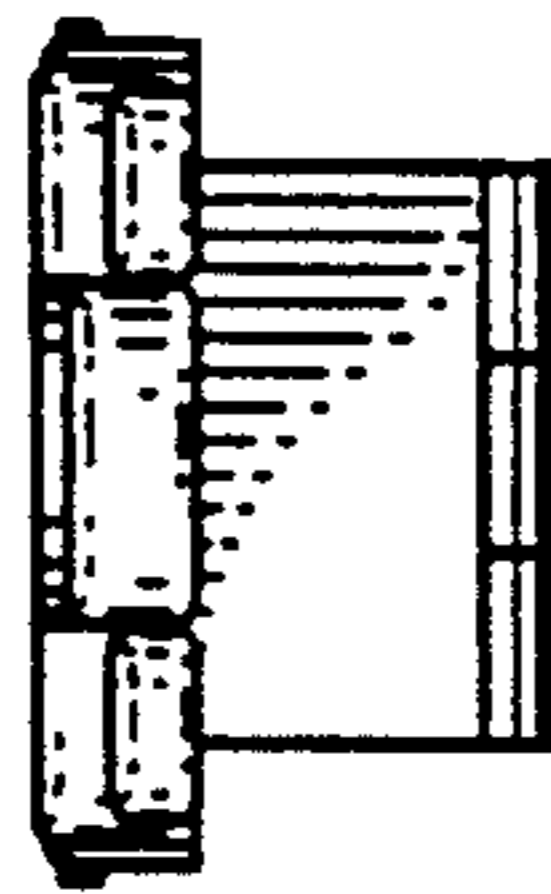


Fig. 6

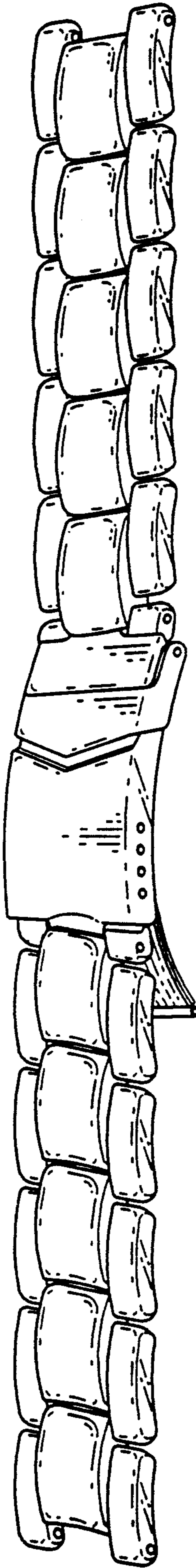


Fig. 7