



US00D342025S

# United States Patent [19]

Abraben et al.

[11] Patent Number: **Des. 342,025**

[45] Date of Patent: **\*\* Dec. 7, 1993**

[54] **PACKAGE FOR MEDICINES AND MEDICAL SUPPLIES**

[75] Inventors: **Reeve Abraben; David L. Rader**, both Gainesville, Fla.

[73] Assignee: **ComfortPak, Inc.**, Gainesville, Fla.

[\*\*] Term: **14 Years**

[21] Appl. No.: **843,667**

[22] Filed: **Feb. 28, 1992**

[52] U.S. Cl. .... **D9/415; D9/341**

[58] Field of Search ..... **D9/415, 418, 345, 347, D9/341, 337, 339, 456, 457; 206/461-471, 528, 530, 538, 532, 828**

[56] **References Cited**

**U.S. PATENT DOCUMENTS**

- D. 215,649 10/1969 MacLachlan et al. .... D9/339
- D. 262,190 12/1981 Stanton ..... D9/415
- D. 279,865 7/1985 McKee ..... D9/347

- D. 296,988 8/1988 Yamada ..... D9/415
- D. 327,426 6/1992 Karita et al. .... D9/415
- D. 329,017 9/1992 Goodale ..... D9/415
- 2,119,343 5/1938 Myers ..... 206/464
- 4,371,080 2/1983 Haines ..... 206/531

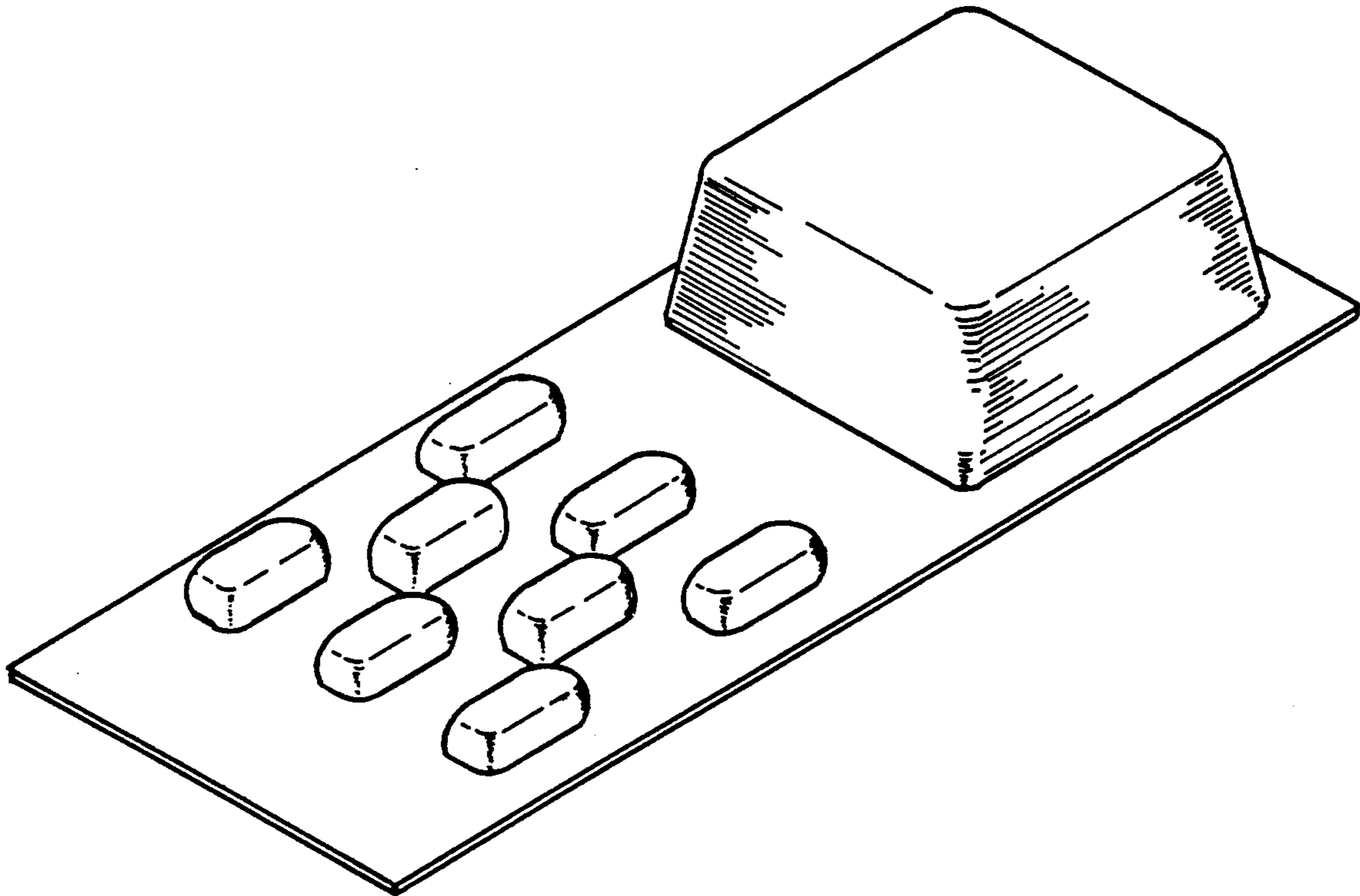
*Primary Examiner*—Prabhakar G. Deshmukh  
*Attorney, Agent, or Firm*—Saliwanchik & Saliwanchik

[57] **CLAIM**

The ornamental design for a package for medicines and medical supplies, as shown and described.

**DESCRIPTION**

FIG. 1 is a perspective view of a package for medicines and medical supplies showing our new design; FIG. 2 is a left side elevational view thereof; FIG. 3 is a front elevational view thereof; the rear elevational view being a mirror view thereof; FIG. 4 is a top plan view thereof; FIG. 5 is a bottom plan view thereof; and, FIG. 6 is a right side elevational view thereof.



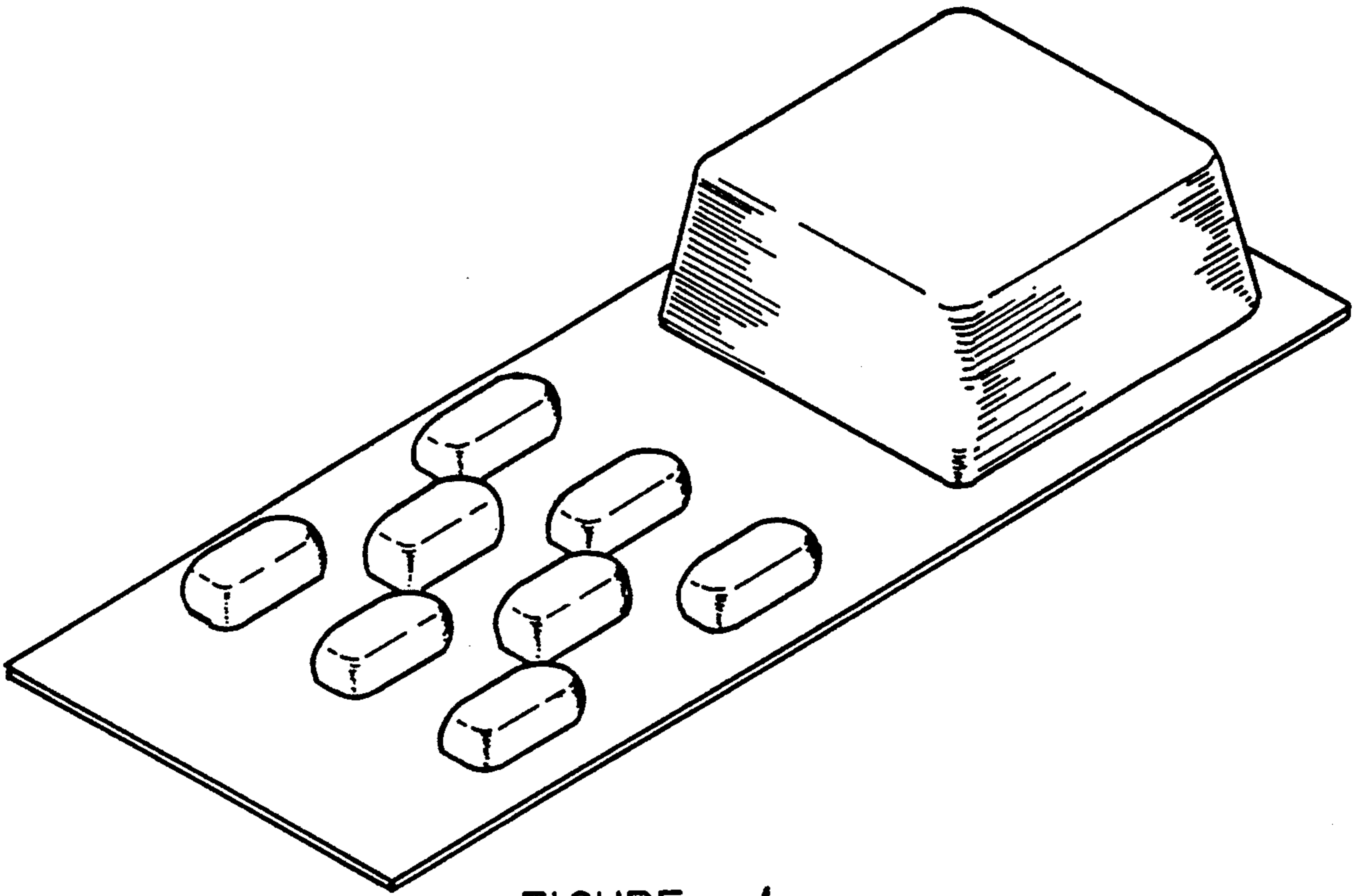


FIGURE 1



FIGURE 2



FIGURE 3

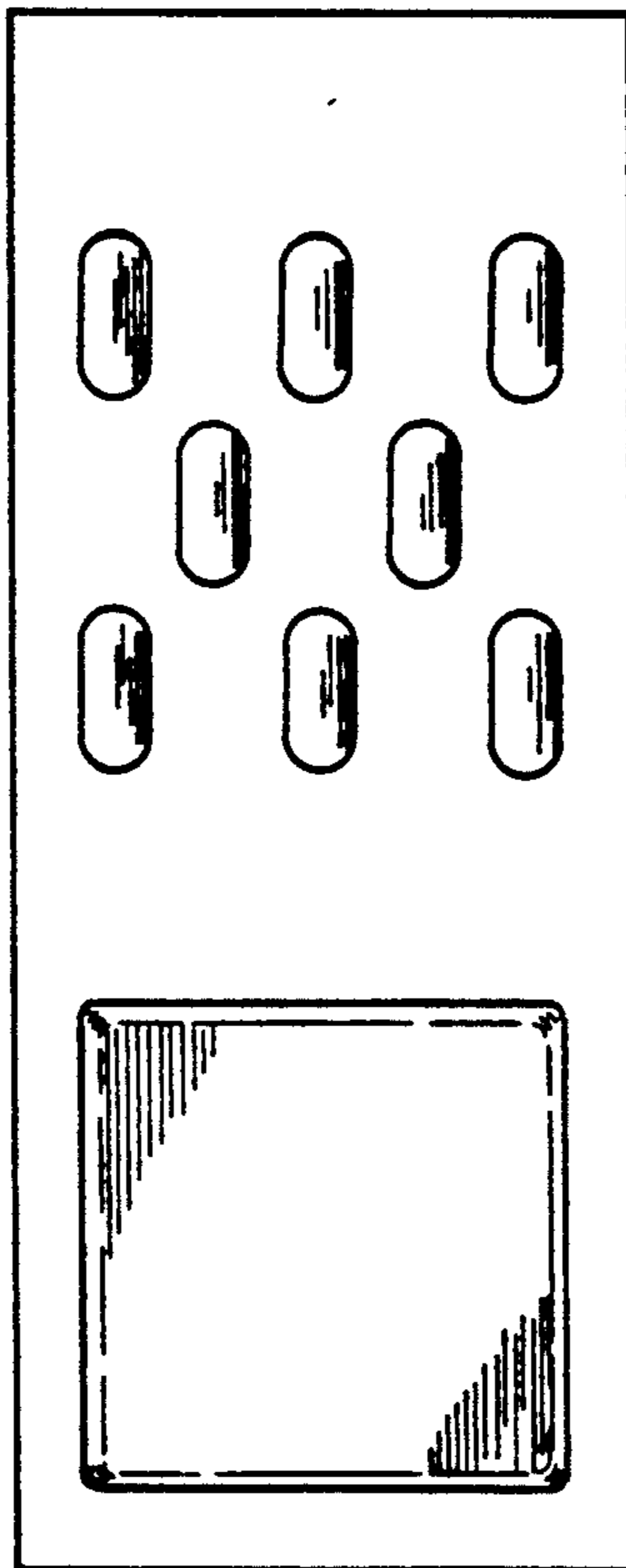


FIGURE 4




FIGURE 5




FIGURE 6