



US00D341989S

United States Patent [19]

[11] Patent Number: **Des. 341,989**

Wright et al.

[45] Date of Patent: **** Dec. 7, 1993**

[54] **COMBINED GRILL AND OVEN**

[56] **References Cited**

[75] Inventors: **Matthew G. Wright; Raymond Cooke,**
both of Warrington; **Christopher R. Gregson,**
Bolton, all of England

U.S. PATENT DOCUMENTS

D. 173,817	1/1955	Pavlak et al.	D7/349
D. 204,180	3/1966	Helgeson	D7/349
3,576,417	4/1971	Tingley	126/39 C
3,924,601	12/1975	Nuss	126/273 A
4,791,861	12/1988	Weinkle et al.	126/19 R

[73] Assignee: **New World Domestic Appliances Limited,**
Warrington, England

Primary Examiner—Ruth McInroy
Attorney, Agent, or Firm—Shlesinger, Arkwright & Garvey

[**] Term: **14 Years**

[57] **CLAIM**

[21] Appl. No.: **642,368**

The ornamental design for a combined grill and oven, as shown.

[22] Filed: **Jan. 17, 1991**

DESCRIPTION


[30] **Foreign Application Priority Data**

Jul. 18, 1990 [GB] United Kingdom 2008367

[52] U.S. Cl. **D7/349**

[58] Field of Search D7/339, 347-351;
126/37 R, 39 R, 41 R, 39 B, 39 C, 19 R, 1 A,
273 R, 273 A

FIG. 1 is a front elevational view of a combined grill and oven showing our new design;
FIG. 2 is a left side perspective view thereof;
FIG. 3 is a right side perspective view thereof;
FIG. 4 is a top plan view thereof; and,
FIG. 5 is a right side elevational view thereof.
The undisclosed bottom view is plain and unornamented.






Figure 1

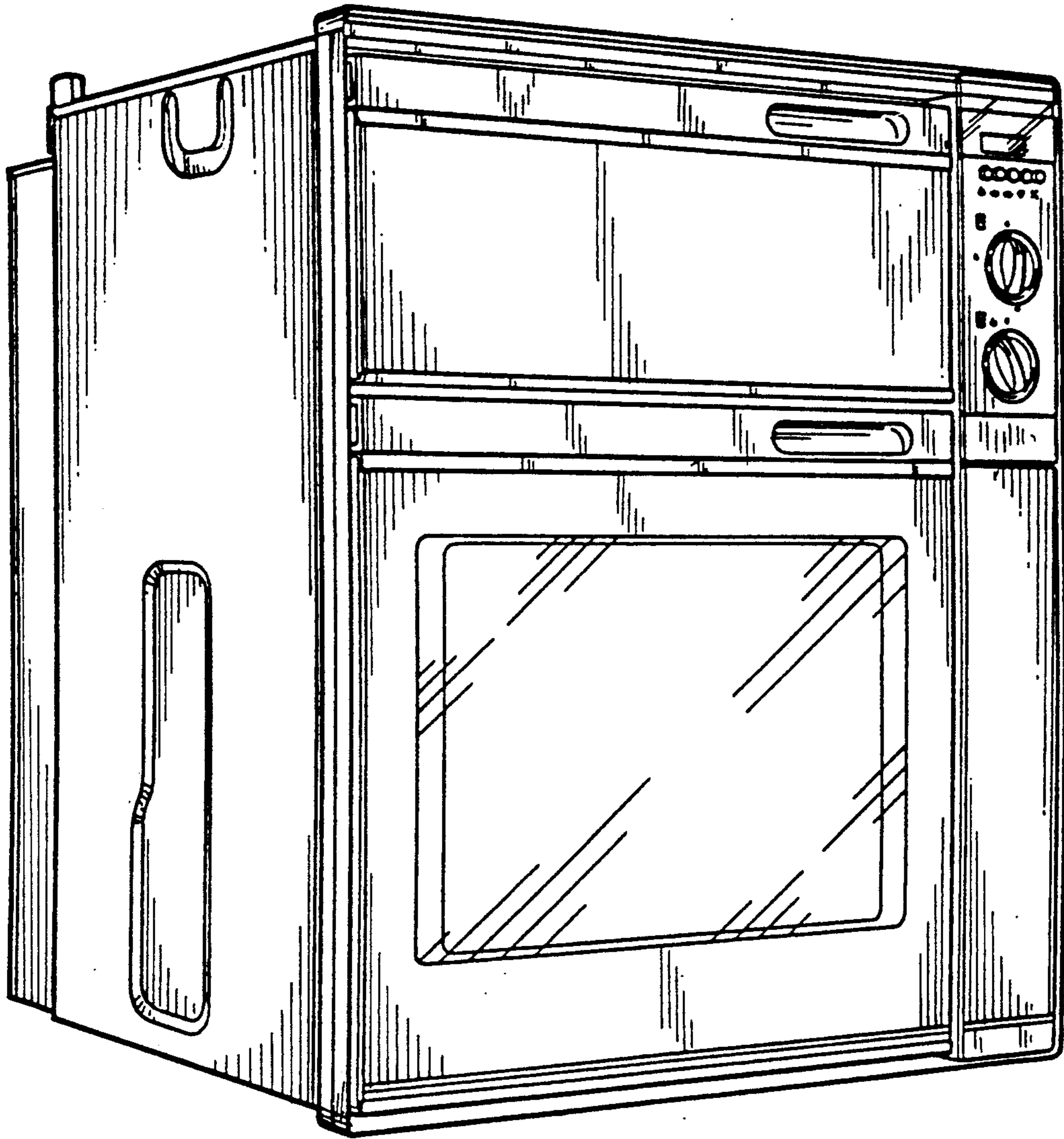


Figure 2




Figure 3

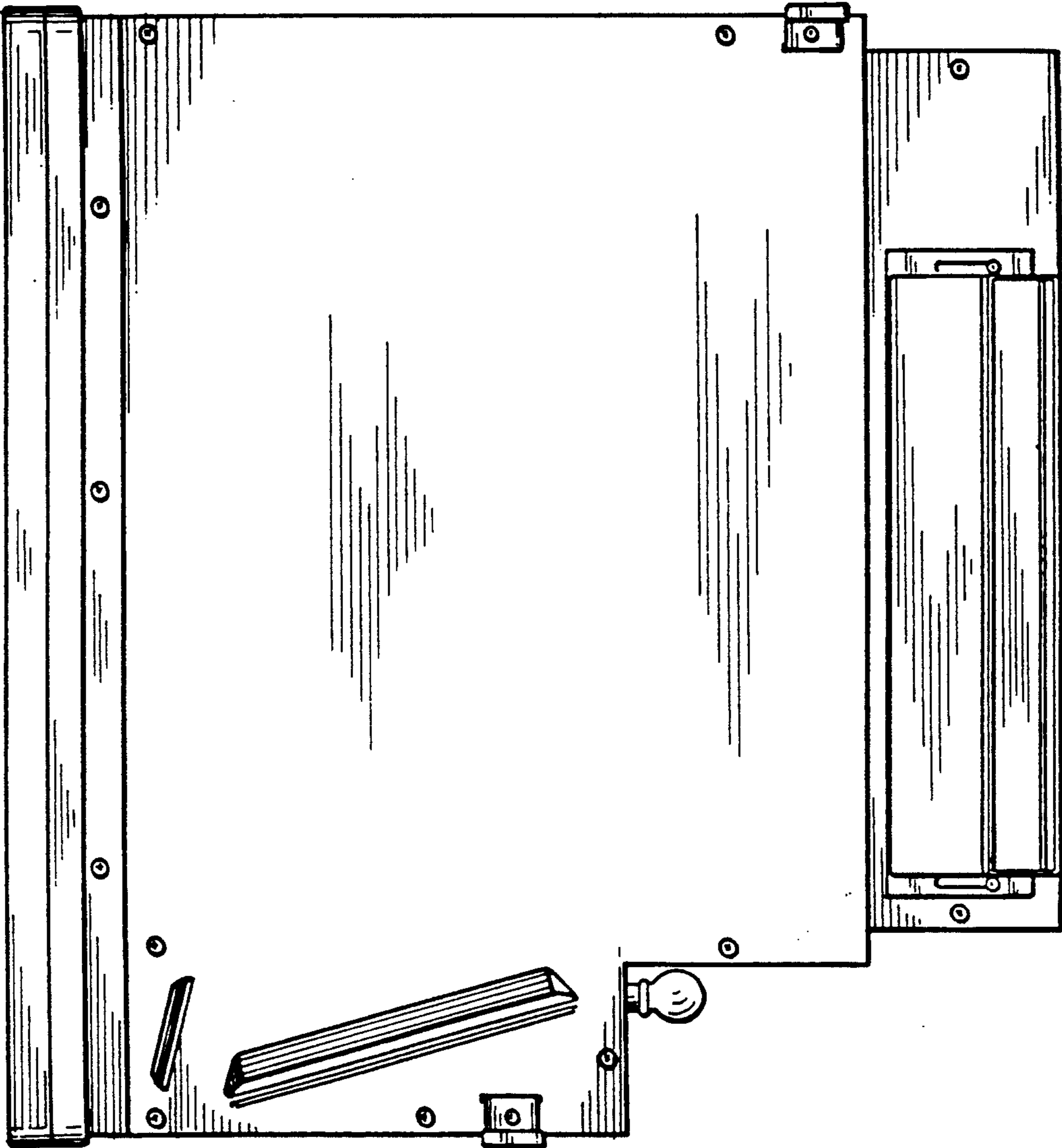


Figure 4

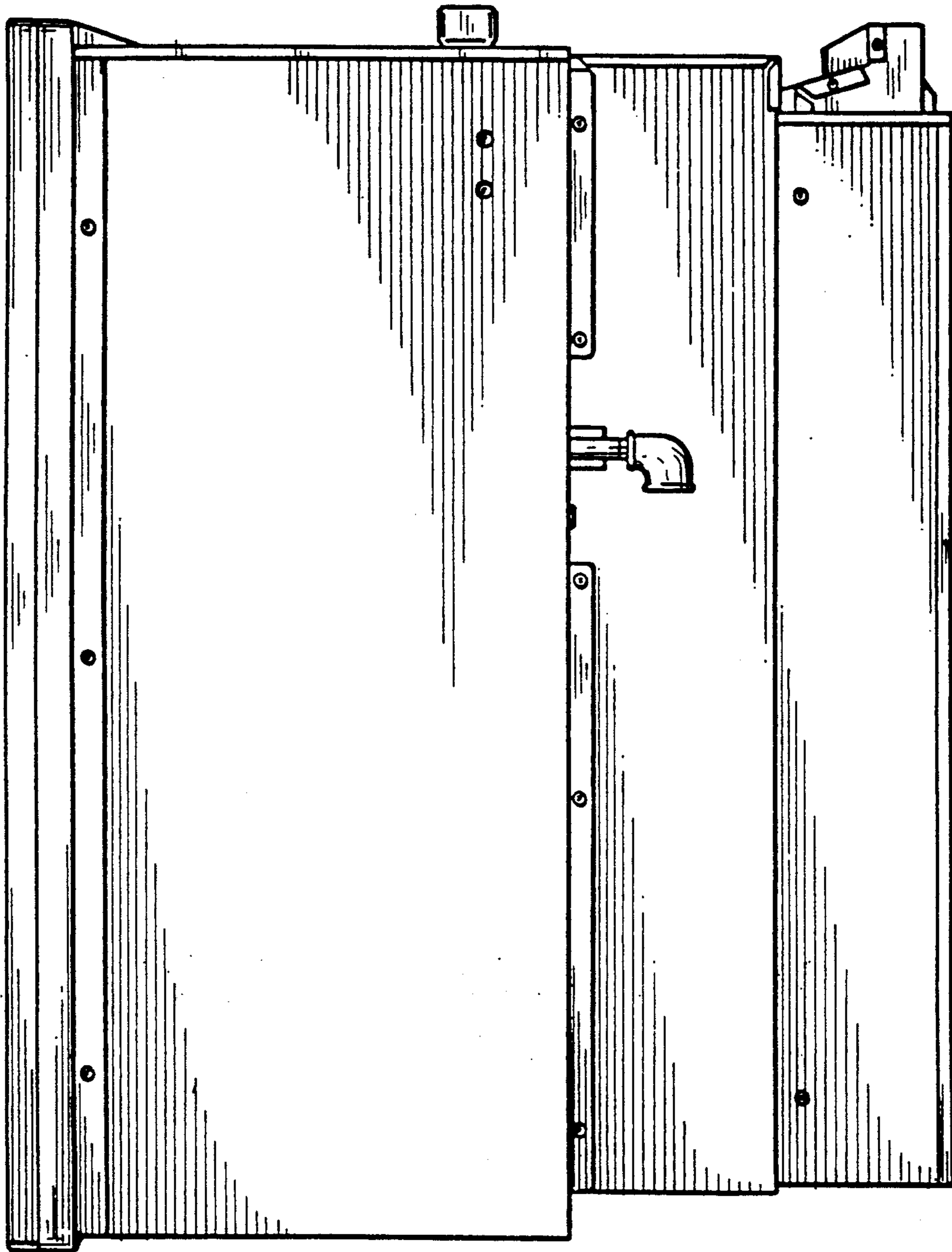


Figure 5