



US00D341983S

**United States Patent** [19]  
**Wang**

[11] **Patent Number: Des. 341,983**  
[45] **Date of Patent: \*\* Dec. 7, 1993**

[54] **INFLATABLE CUSHION**

[76] **Inventor: Cheng-Chung Wang**, 12th Fl., No. 440, Sec. 4, Jen-Ai Rd., Taipei, Taiwan

[\*\*] **Term: 14 Years**

[21] **Appl. No.: 932,021**

[22] **Filed: Aug. 19, 1992**

[52] **U.S. Cl. .... D6/604; D21/237**

[58] **Field of Search .... D6/595, 596, 604; 5/449, 455; 441/129, 80; 297/DIG. 3, 284.6; D21/237**

[56] **References Cited**

**U.S. PATENT DOCUMENTS**

|            |         |                     |         |
|------------|---------|---------------------|---------|
| D. 266,470 | 10/1982 | Gammons et al. .... | D6/596  |
| D. 315,188 | 3/1991  | Thomas .....        | D6/596  |
| D. 315,189 | 3/1991  | Thomas .....        | D21/237 |
| D. 315,774 | 3/1991  | Thomas .....        | D6/596  |
| 5,103,518  | 4/1992  | Gilroy et al. ....  | 5/449   |

*Primary Examiner*—Wallace R. Burke

*Assistant Examiner*—Lisa Lichenstein  
*Attorney, Agent, or Firm*—Sterne, Kessler, Goldstein & Fox

[57] **CLAIM**

The ornamental design for an inflatable cushion, as shown and described.

**DESCRIPTION**

FIG. 1 is a front elevational view of an inflatable cushion showing my new design;  
FIG. 2 is a rear elevational view thereof;  
FIG. 3 is a left side elevational view thereof;  
FIG. 4 is a right side elevational view thereof;  
FIG. 5 is a top plan view thereof;  
FIG. 6 is a bottom plan view thereof;  
FIG. 7 is a perspective view thereof;  
FIG. 8 is a perspective view of an inflatable cushion showing a second embodiment of my new design, the sole difference from the first embodiment residing in that fact that only some pattern forming parts are inflatable; and,  
FIG. 9 is an enlarged fragmentary sectional view of FIG. 8 taken along line 9—9 in FIG. 8.






FIG. 1



FIG. 2




FIG. 3



FIG. 4



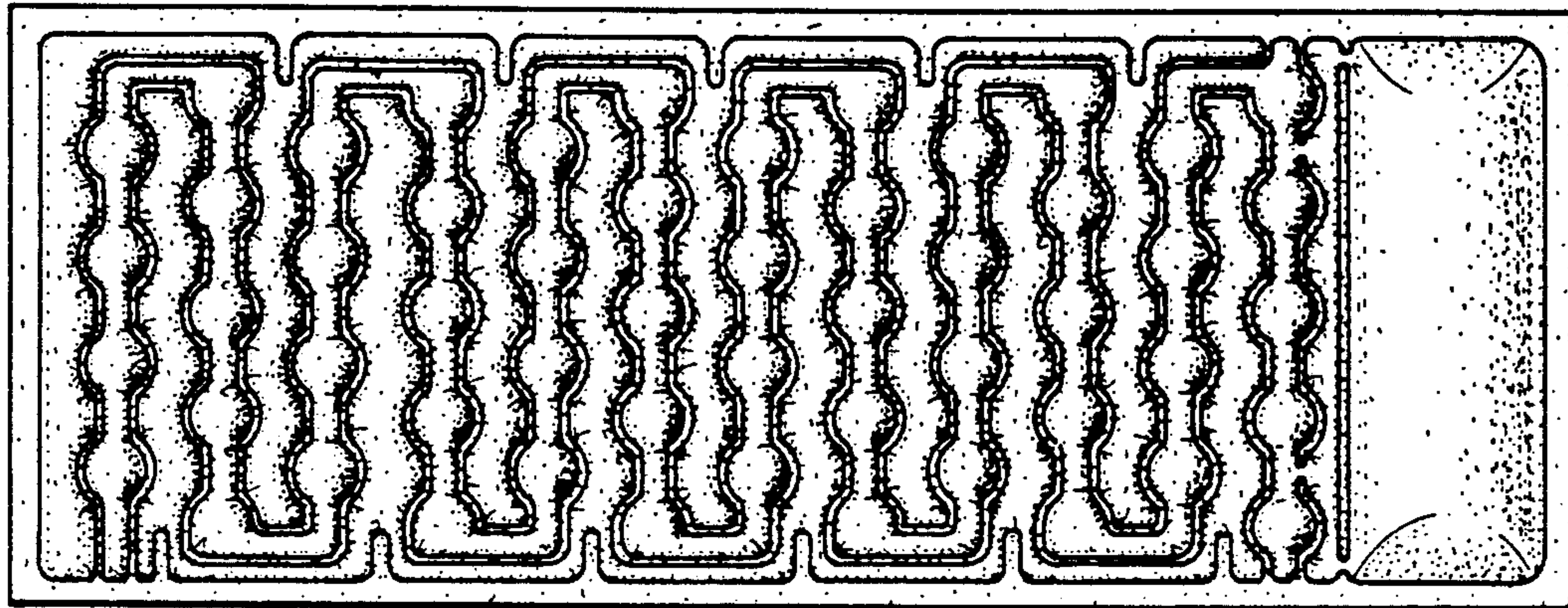


FIG. 5

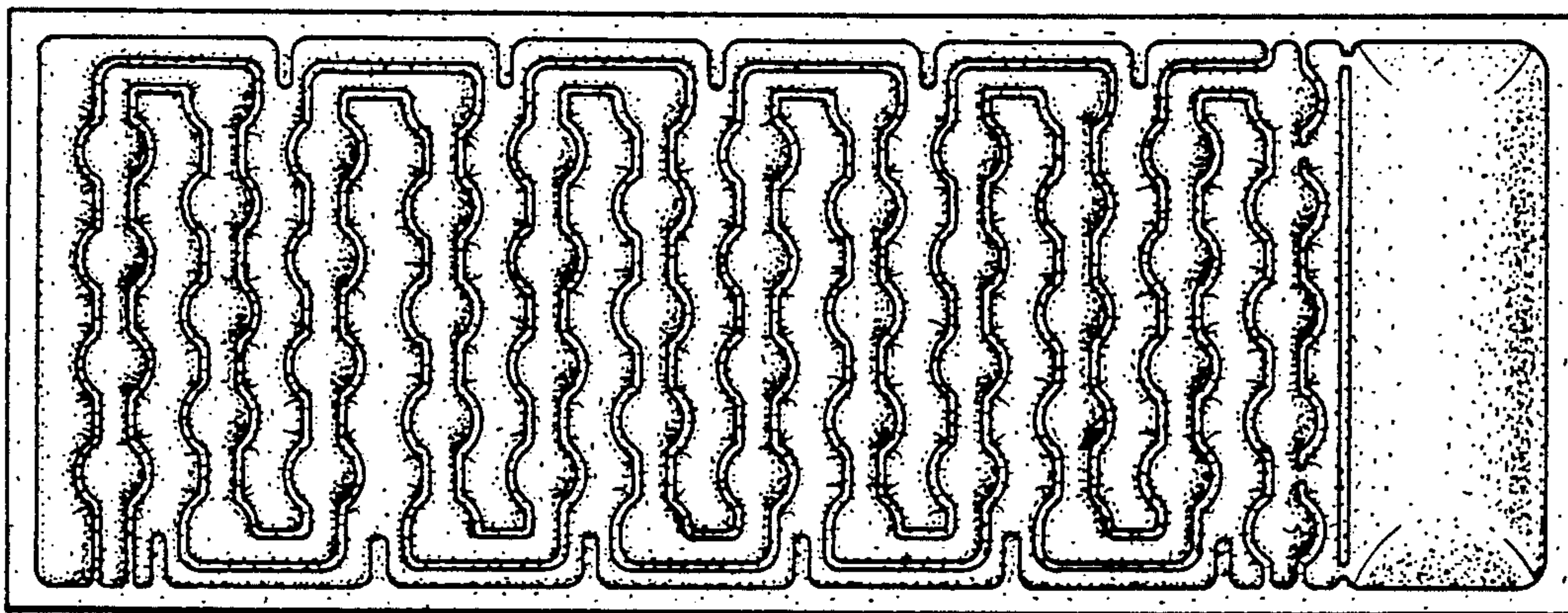


FIG. 6

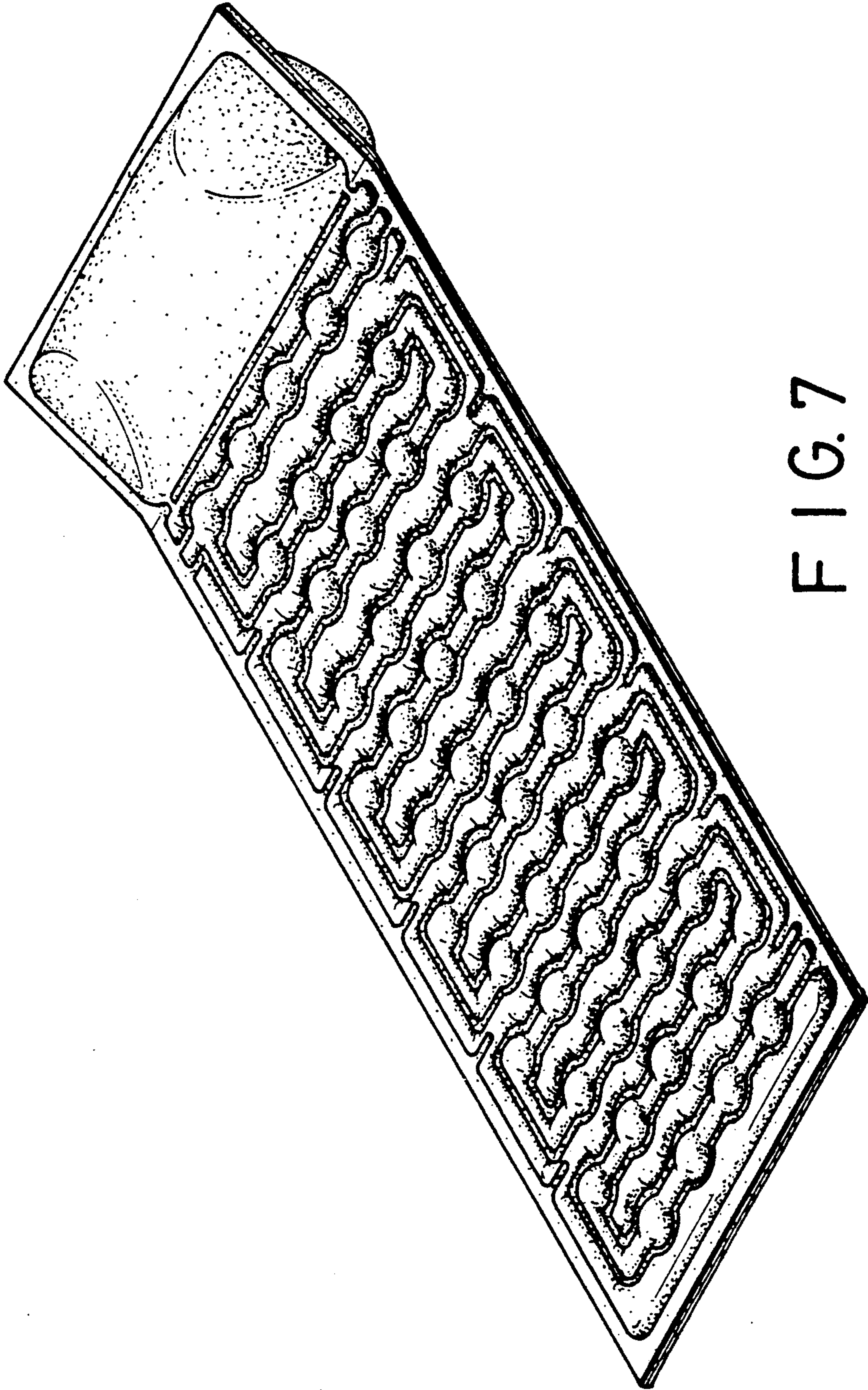


FIG. 7



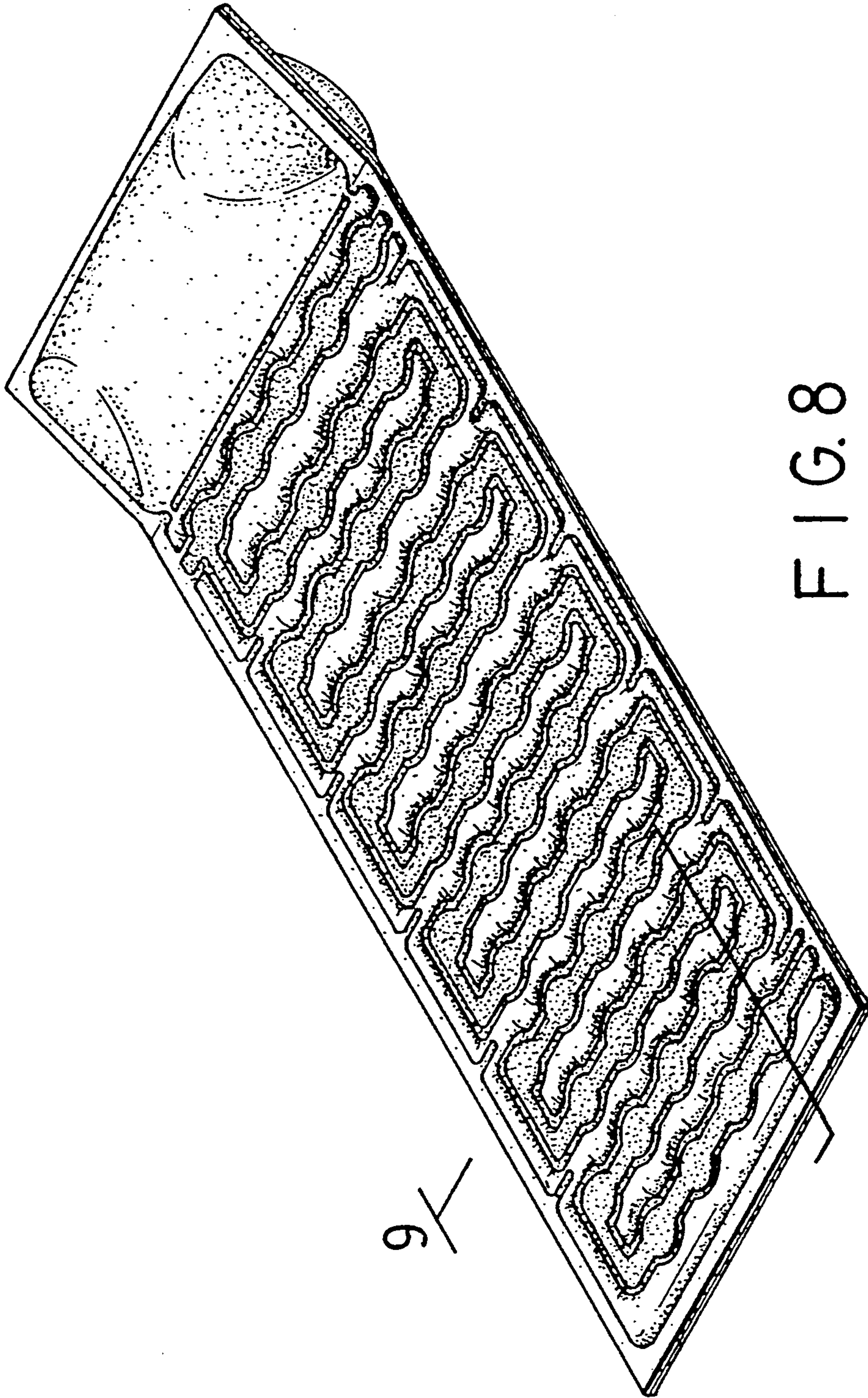


FIG. 8

9

9



FIG. 9