



US00D341979S

United States Patent [19]

[11] Patent Number: **Des. 341,979**

Peters

[45] Date of Patent: **** Dec. 7, 1993**

[54] **COMBINED BLANKET, POUCH AND PILLOW**

[57] **CLAIM**

[75] Inventor: **Stephanie L. Peters, Sunnyvale, Calif.**

The ornamental design for a combined blanket, pouch and pillow, as shown and described.

[73] Assignee: **Pillow Pouch Productions, Inc., Mountain View, Calif.**

DESCRIPTION

[**] Term: **14 Years**

FIG. 1 is a top perspective view of a combined blanket, pouch and pillow fully unfolded in a blanket configuration with the pouch turned inside out, showing my new design;

[21] Appl. No.: **751,207**

FIG. 2 is a front elevational view thereof showing an opening into the pouch;

[22] Filed: **Aug. 28, 1991**

FIG. 3 is a rear elevational view thereof;

[52] U.S. Cl. **D6/596**

FIG. 4 is a bottom plan view thereof;

[58] Field of Search **D6/596, 601, 603; 2/88, 2/89, 69, 69.5; 5/419, 418, 417, 420**

FIG. 5 is a top plan view thereof;

FIG. 6 is a right side elevational view thereof;

[56] References Cited

U.S. PATENT DOCUMENTS

D. 261,464	10/1981	Smith	D6/596
D. 305,489	1/1990	Sachetti	D6/603
2,038,335	4/1936	Aronow	5/485
2,183,418	12/1939	Williams	2/69.5
2,344,010	3/1944	Walsh	5/417
2,420,344	5/1947	Alexander	2/69
2,791,775	5/1957	Sartell	2/69.5
2,898,609	8/1959	Stone	5/419
3,824,640	7/1974	Curtis	5/485
4,097,944	7/1978	Yulish	D6/603
4,627,123	12/1986	Uggerud	5/485
4,734,948	4/1988	Danova	5/502
4,754,512	7/1988	Chao-Yang	5/482
5,099,530	3/1992	Scott	5/419

FIG. 7 is a view similar to FIG. 1 with portions of the blanket on either side of the pouch folded therebeneath; FIG. 8 is a view similar to FIGS. 1 and 7 with the folded portions of the blanket rolled beneath the blanket;

FOREIGN PATENT DOCUMENTS

484456	5/1938	United Kingdom	2/69
--------	--------	----------------	-------	------

FIG. 9 is a top perspective view of the pouch turned rightside out and the folded and rolled blanket partially tucked through the opening of the pouch;

Primary Examiner—Wallace R. Burke
Assistant Examiner—Lisa Lichtenstein
Attorney, Agent, or Firm—Welsh & Katz, Ltd.

FIG. 10 is a top perspective view of the combined blanket, pouch and pillow folded and tucked with the pouch turned rightside out revealing piping about its edges;


FIG. 11 is a top plan view of a combined blanket, pouch and pillow showing my new design in a pillow configuration;

FIG. 12 is a bottom plan view of FIG. 11, the pattern of the braid is understood to extend about each of the four sides of the pillow configuration;

FIG. 13 is a front elevational view of FIG. 11, the rear being a mirror image of that shown;

FIG. 14 is a left side elevational view of FIG. 11; and, FIG. 15 is a right side elevational view of FIG. 11.

The cross-cross pattern in FIGS. 1-15 represents conventional fabric and is understood to extend throughout the claimed design.



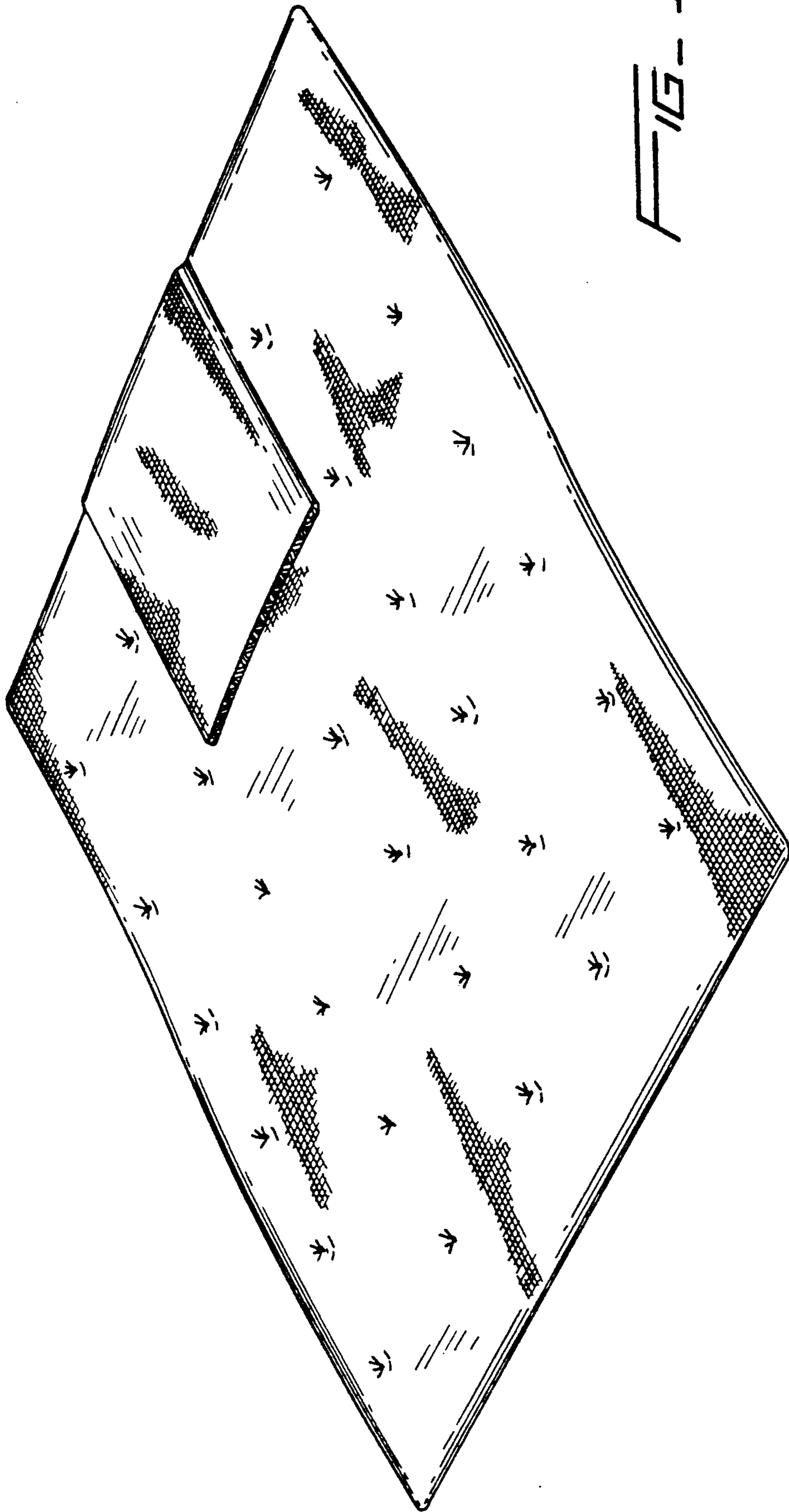


FIG. 1



FIG. 2



FIG. 3




FIG. 4

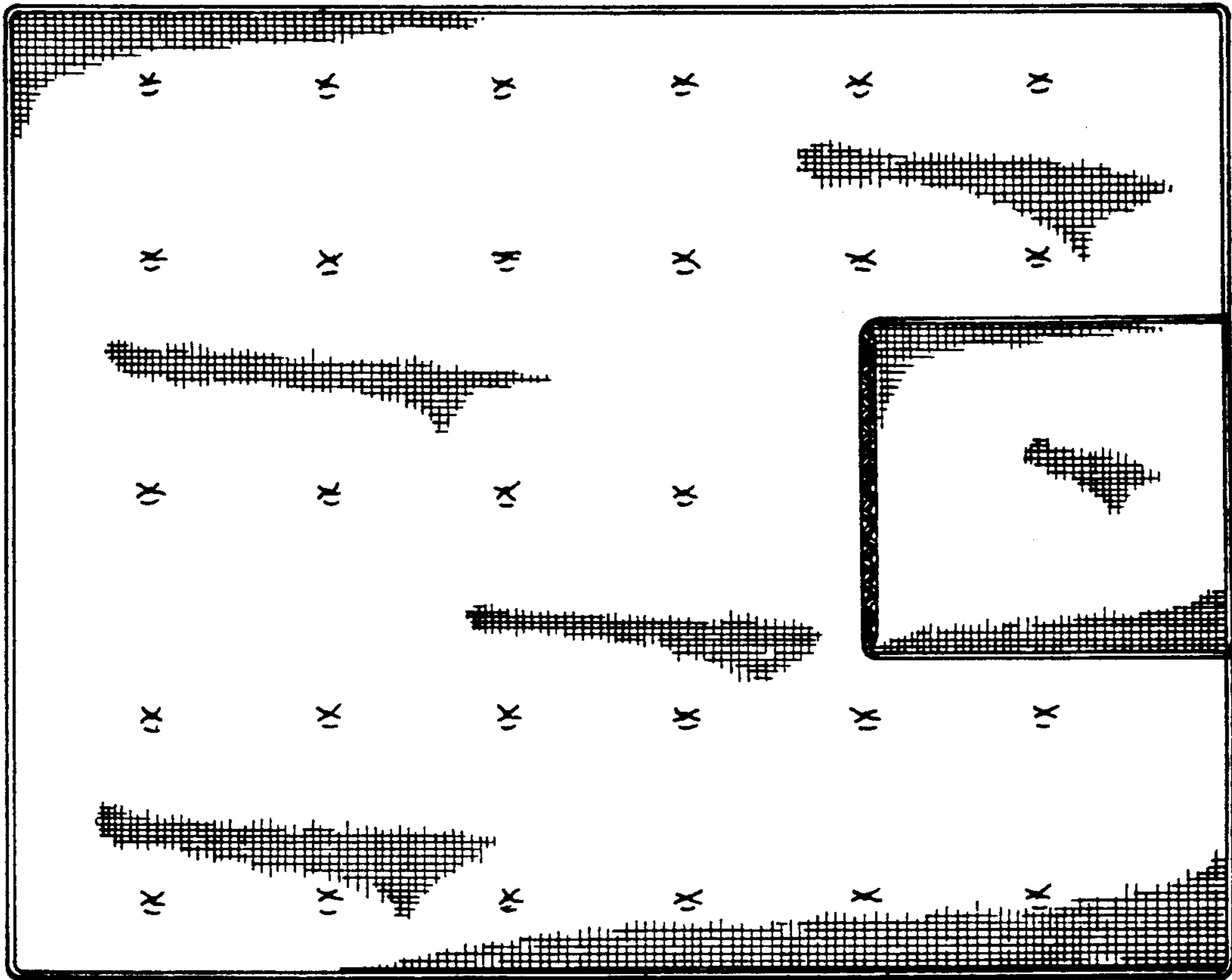


FIG. 5



FIG. 6

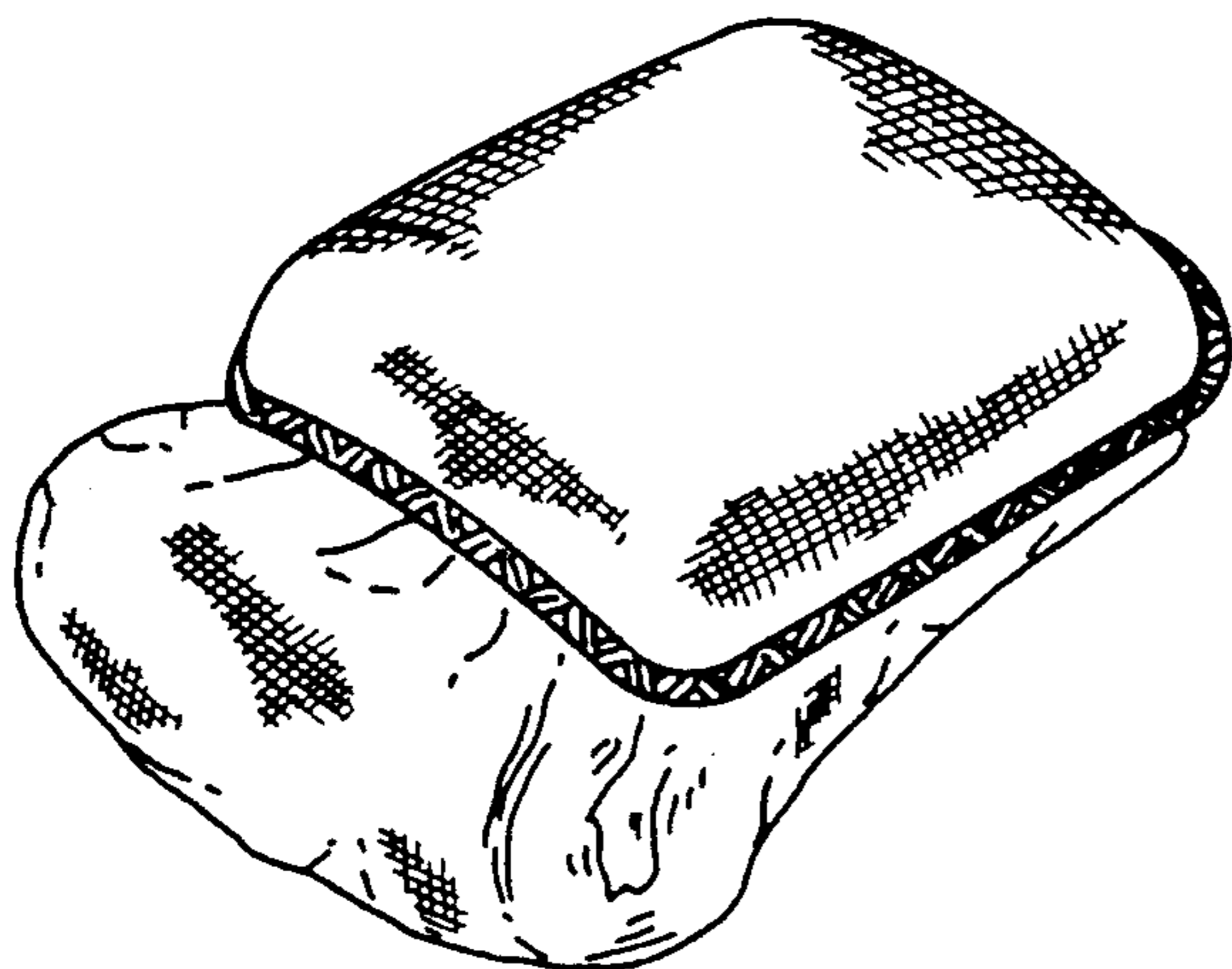
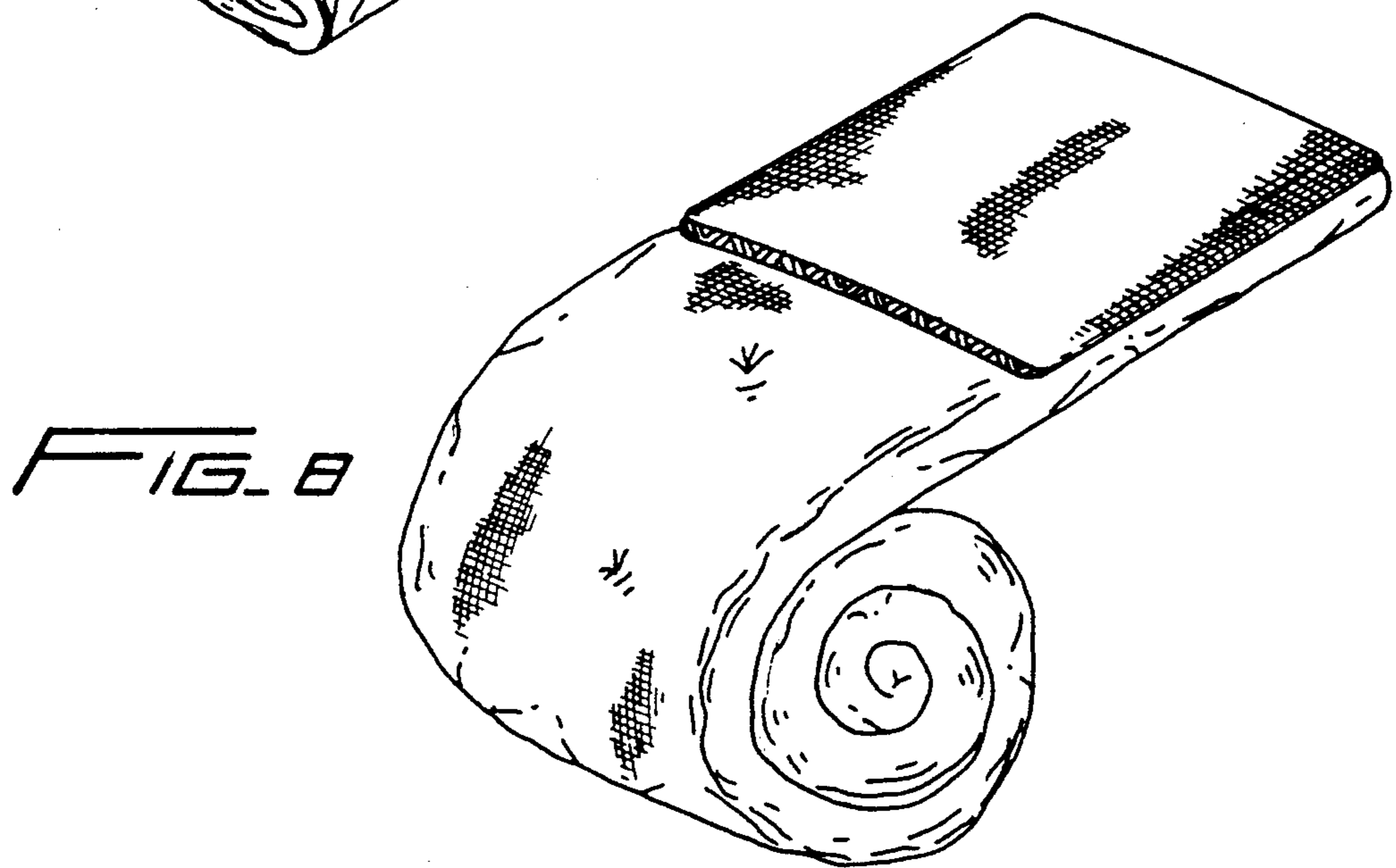
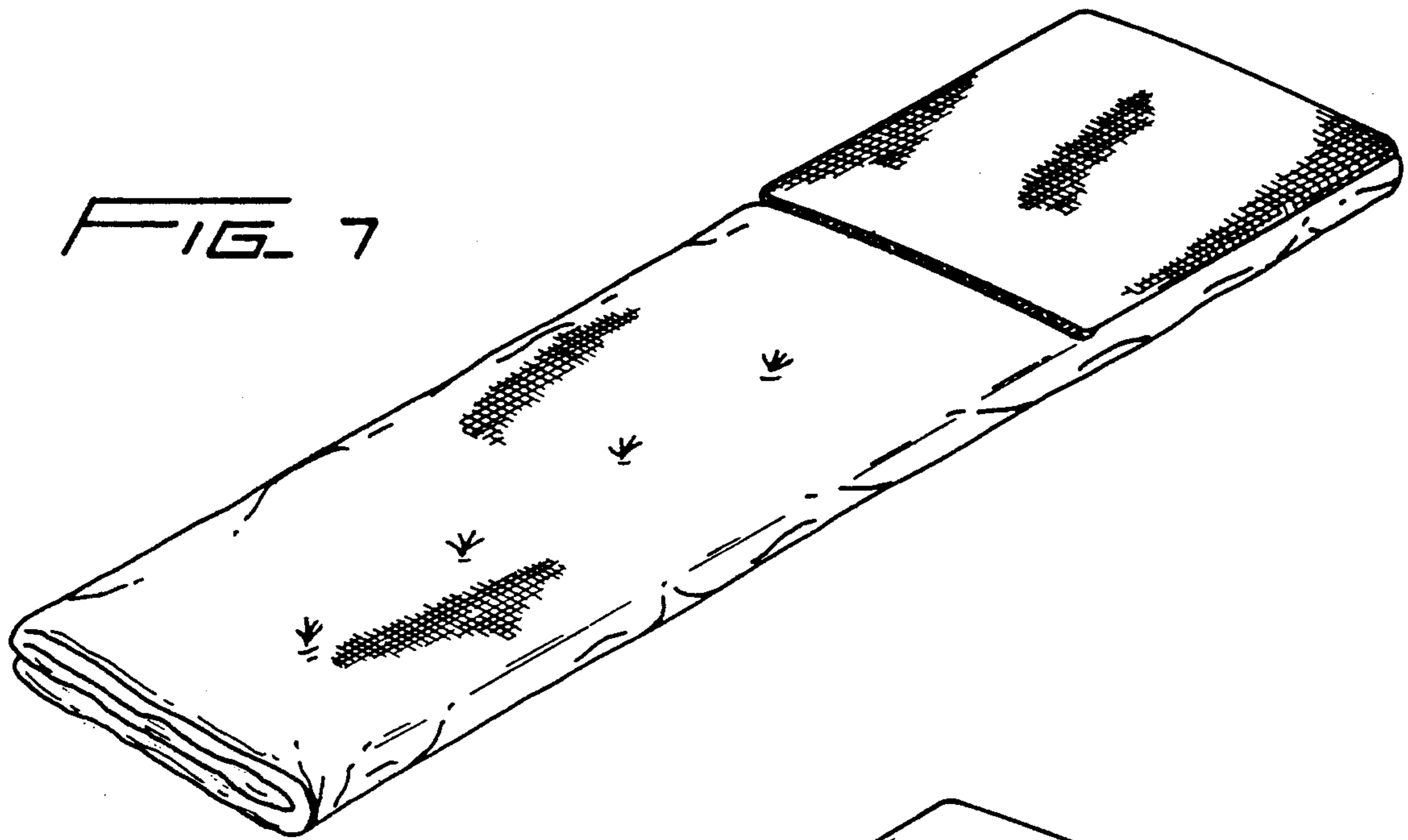


FIG. 9

FIG. 10





FIG. 11






FIG. 12

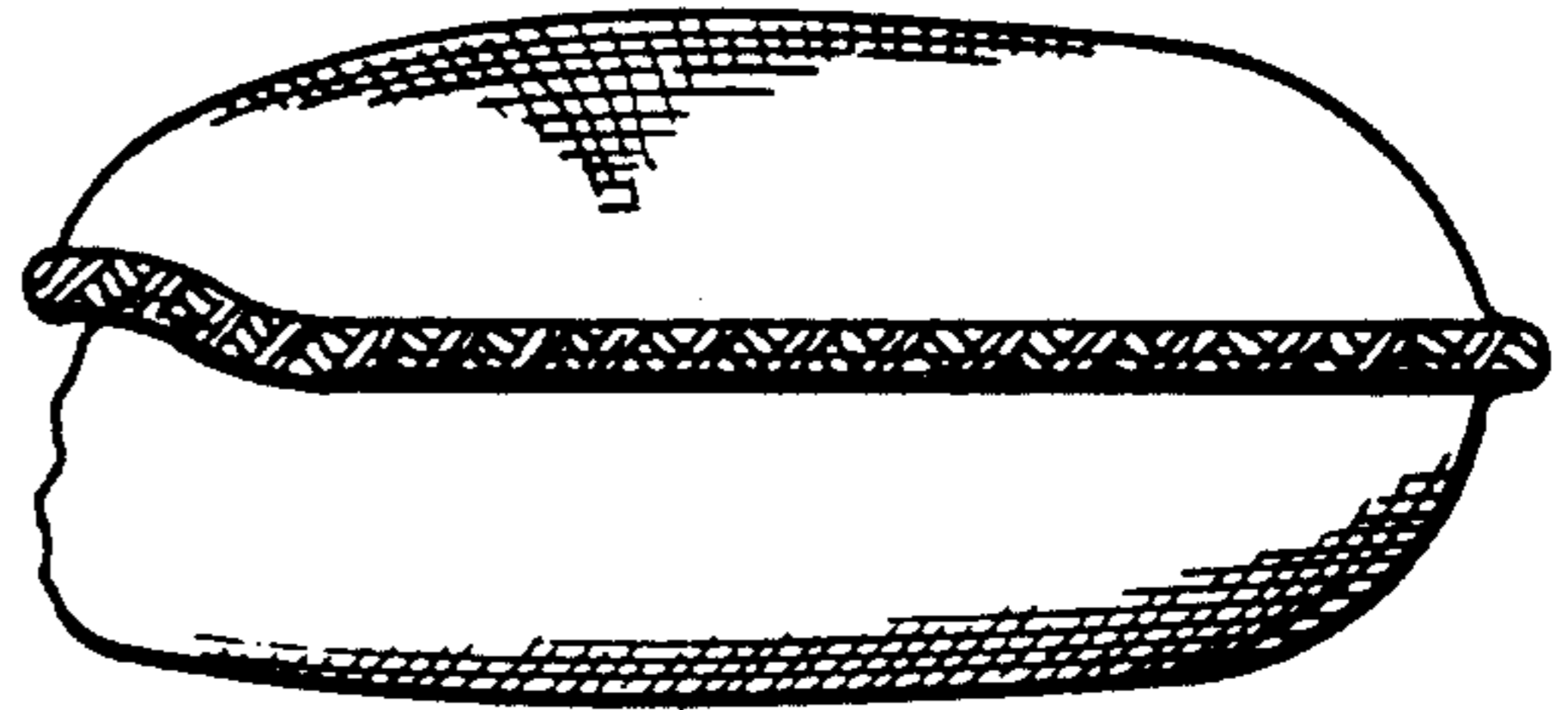


FIG. 13




FIG. 14




FIG. 15