



US00D341971S

# United States Patent [19] Corbin

[11] Patent Number: **Des. 341,971**

[45] Date of Patent: **\*\* Dec. 7, 1993**

[54] SOAP DISH DRYER

[75] Inventor: **Janet R. Corbin, New York, N.Y.**

[73] Assignee: **Dawson Home Fashions, Inc., New York, N.Y.**

[\*\*] Term: **14 Years**

[21] Appl. No.: **899,645**

[22] Filed: **Jun. 17, 1992**

[52] U.S. Cl. .... **D6/536**

[58] Field of Search ..... **D6/536-540;**  
**24/65-66, 70-71, 88; 206/77.1; 248/309.1, 314**

[56] **References Cited**

### U.S. PATENT DOCUMENTS

- D. 149,066 3/1948 Kaplan ..... D6/536
- D. 150,766 8/1948 Hilenski ..... D6/536
- D. 162,611 3/1951 Anariessen ..... D6/536

- D. 184,219 1/1959 Foster ..... D6/536
- D. 285,996 10/1986 Bissell ..... D6/536
- D. 306,039 2/1990 King ..... D6/536 X
- D. 327,595 7/1992 Hollinger ..... D6/536

*Primary Examiner*—Brian N. Vinson  
*Attorney, Agent, or Firm*—Blum Kaplan

[57] **CLAIM**

The ornamental design for a soap dish dryer, as shown and described.

### DESCRIPTION


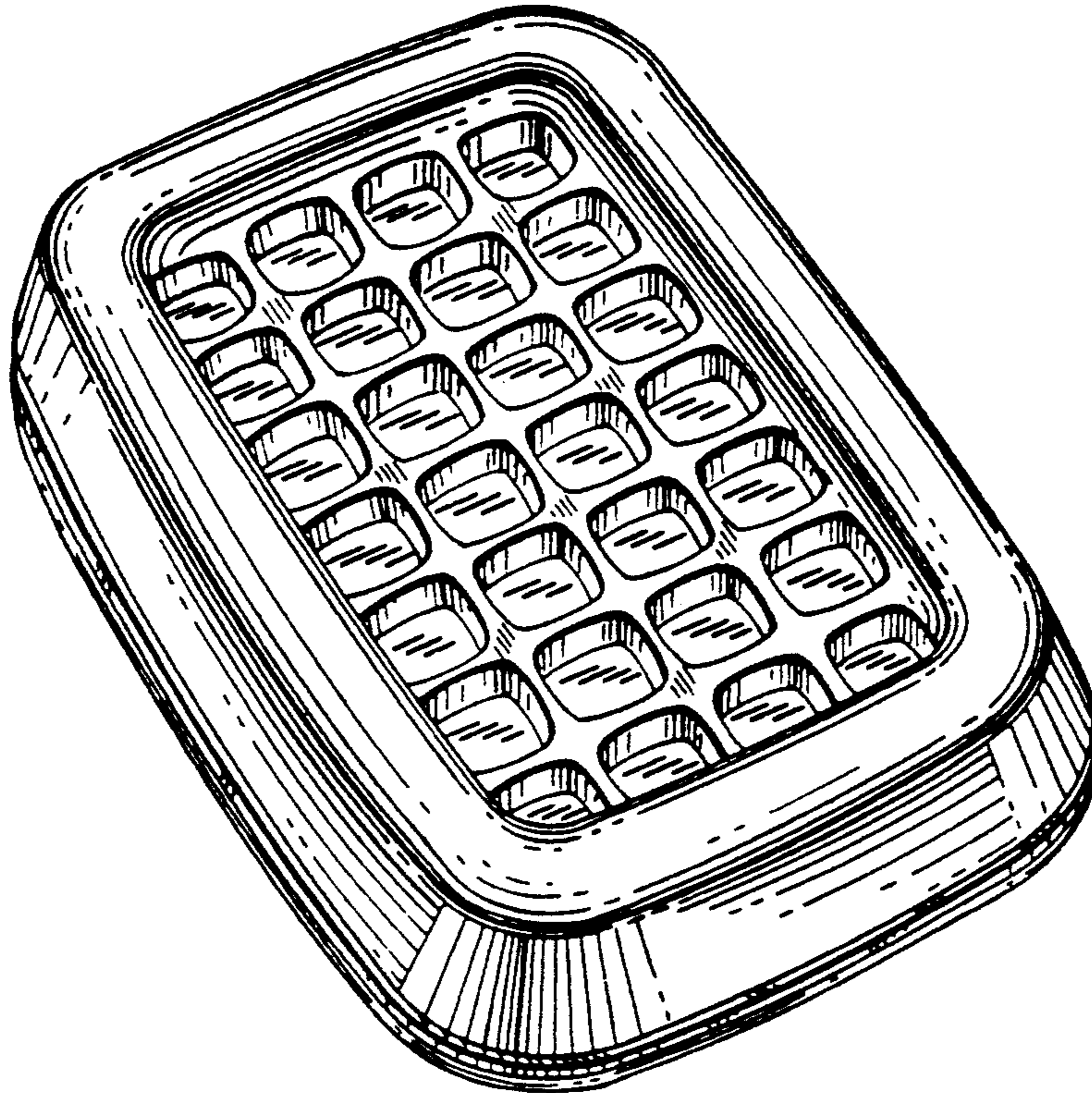
FIG. 1 is a perspective view of a soap dish dryer showing my new design;

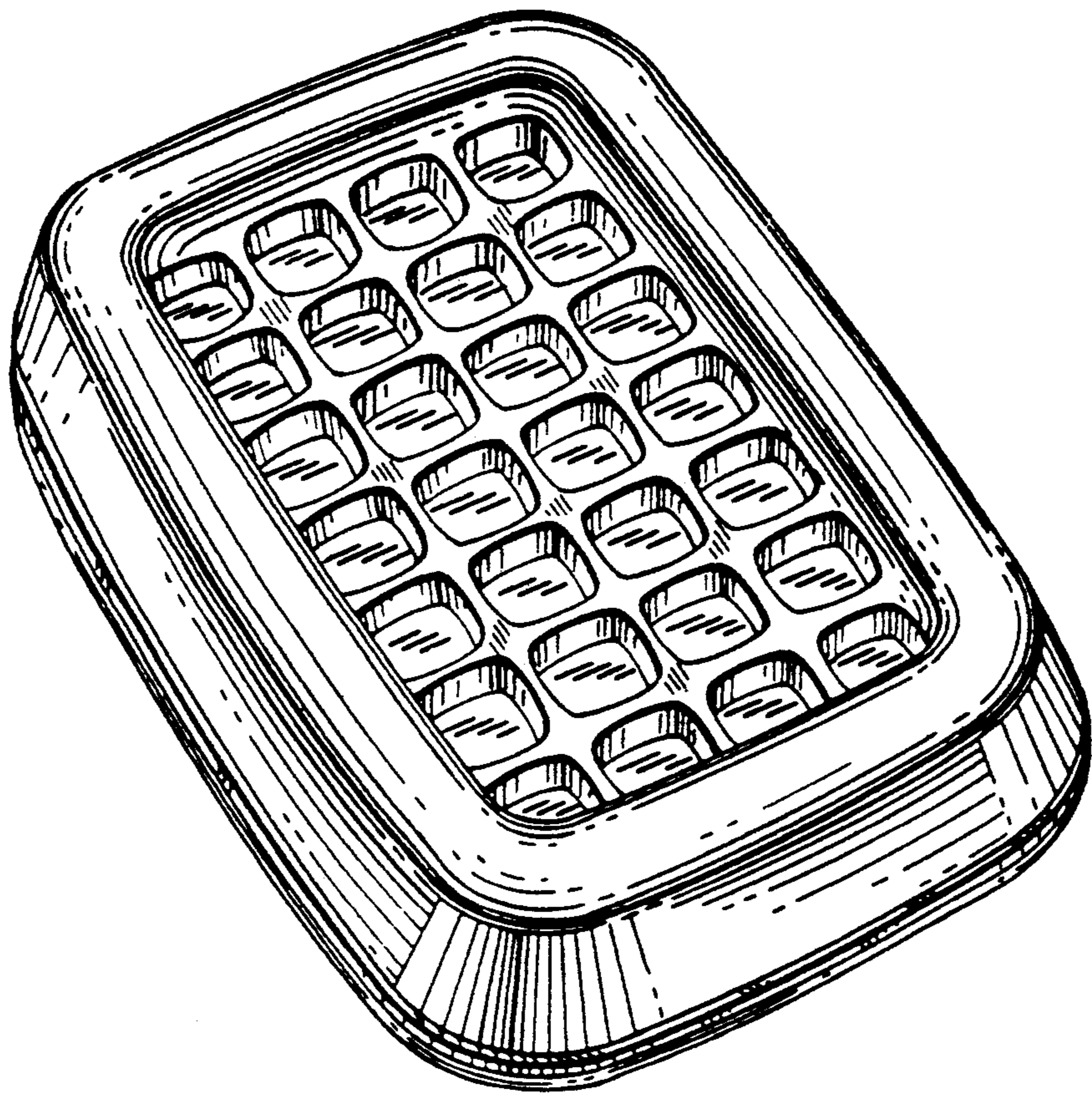
FIG. 2 is a top plan view thereof;

FIG. 3 is a side elevational view thereof, both sides being the same in appearance;


FIG. 4 is a front elevational view thereof, the rear elevational view being the same in appearance; and,

FIG. 5 is a bottom plan view thereof.






*FIG. 1*



*FIG. 2*



*FIG. 3*

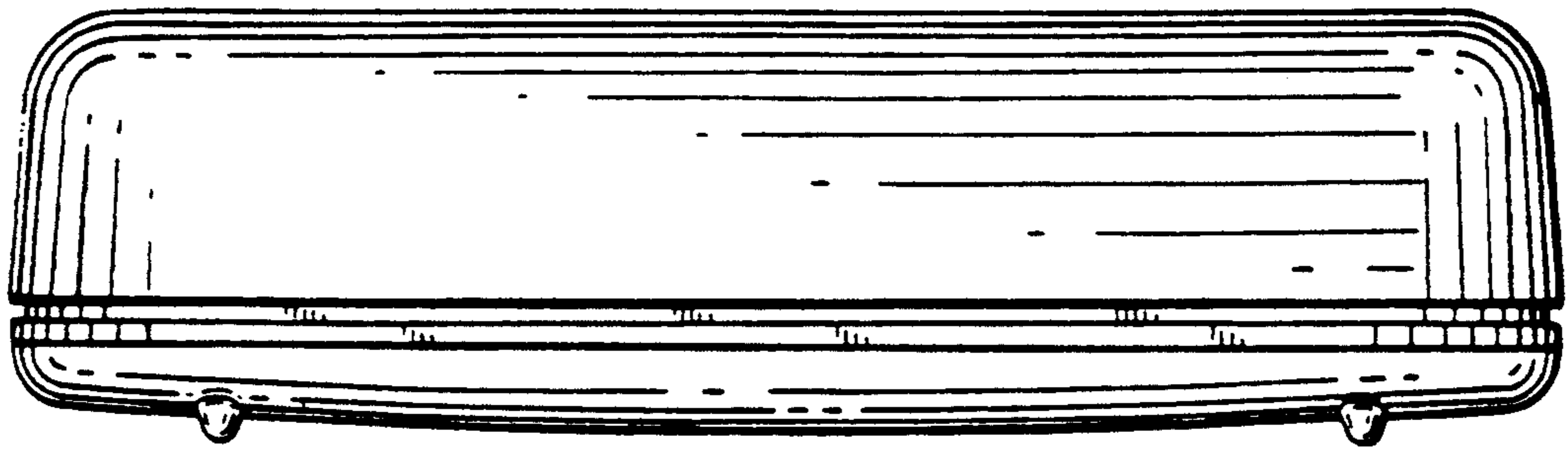


FIG. 4

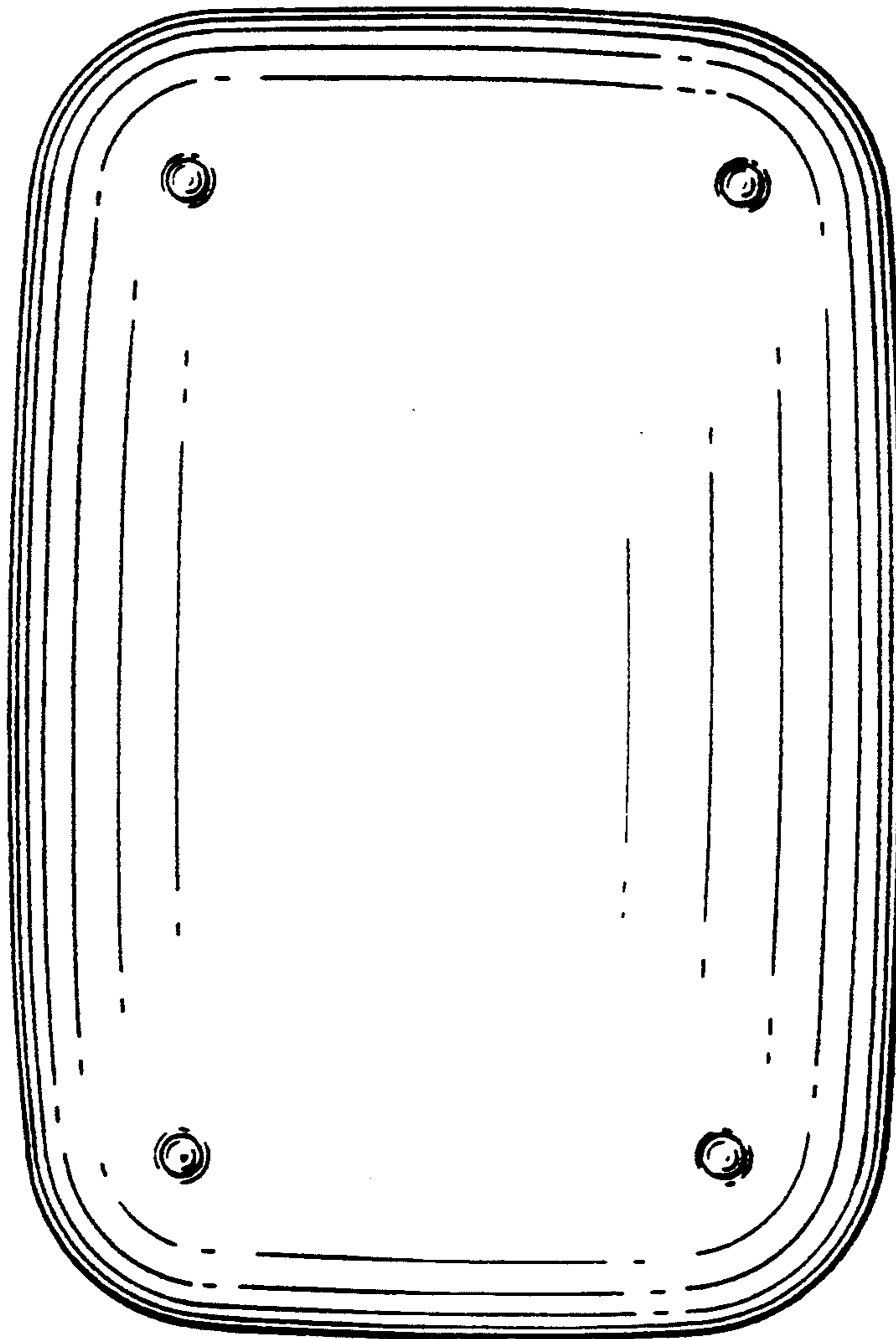


FIG. 5