



US00D341952S

United States Patent [19]

[11] Patent Number: **Des. 341,952**

Kelly

[45] Date of Patent: **** Dec. 7, 1993**

[54] **LOUNGE CHAIR WITH ADJUSTABLE BACKREST**

[75] Inventor: **Gordon D. Kelly, Elm Grove, Wis.**

[73] Assignee: **Bemis Manufacturing Company, Sheboygan Falls, Wis.**

[**] Term: **14 Years**

[21] Appl. No.: **751,681**

[22] Filed: **Aug. 29, 1991**

[52] U.S. Cl. **D6/370**

[58] Field of Search **D6/334, 367, 368, 370, D6/374, 375, 380, 501, 502; 297/31, 46, 443, 447**

3,174,799 3/1965 Haltenberger 297/403

3,301,596 1/1967 Eos 297/443

3,316,014 4/1967 Barecki 297/35

3,331,633 7/1967 Kovacevich 297/379

3,385,632 5/1968 Scelzi 297/357

3,427,074 2/1969 Whyte 297/443

3,847,435 11/1974 Skinner 297/443

4,077,668 3/1978 Puccinelli 297/443

4,252,367 2/1981 Vanderminden 297/23

4,341,417 7/1982 Deconinck 297/24

4,458,941 7/1984 Venable 297/118

4,521,045 6/1985 Deconinck 297/357

4,525,009 6/1985 De la Sota Marteniz 297/118

4,711,494 12/1987 Duvenkamp 297/403

4,792,182 12/1988 McLeod 297/443 X

4,906,042 3/1990 Ollat 297/19

[56] References Cited

U.S. PATENT DOCUMENTS

Re. 17,755 7/1930 Graham .

D. 113,852 3/1939 Pharo D6/368

116,271 6/1871 Collignon et al. .

162,447 4/1875 Wilson .

270,224 1/1883 Johnson .

271,857 2/1883 Johnson .

D. 320,508 10/1991 Klawitter D6/368

431,389 7/1890 Peard .

722,855 4/1902 Koehn .

955,094 4/1910 McNeel .

1,342,650 6/1920 Schlegel .

1,615,246 1/1927 Tasman .

1,729,687 10/1929 Savage .

1,849,017 3/1932 Oliver .

1,888,160 11/1932 Craven .

1,921,622 8/1933 Korth .

2,310,346 2/1943 Bell 155/94

2,449,747 9/1948 Kramer 155/117

2,523,452 9/1950 Shively 155/152

2,727,563 12/1955 Cook 155/143

2,787,316 4/1957 Moore 155/143

2,914,117 11/1959 Underwood 297/443

3,138,400 6/1964 Reid 297/19

OTHER PUBLICATIONS

Design catalog, May 1977, p. 32, chair at top left.
Brown Jordan, © 1983, Chair in foreground.


Primary Examiner—Nelson C. Holtje
Assistant Examiner—Gary D. Watson
Attorney, Agent, or Firm—Michael, Best & Friedrich

[57] CLAIM

The ornamental design for a lounge chair with an adjustable backrest, as shown and described.

DESCRIPTION

FIG. 1 is a side elevational view, the opposite side elevational view being a mirror image thereof;
FIG. 2 is a front elevational view;
FIG. 3 is a top plan view;
FIG. 4 is a bottom plan view;
FIG. 5 is a rear elevational view;
FIG. 6 is a perspective view;
FIG. 7 is a view similar to FIG. 1 showing the backrest in a second seating position; and,
FIG. 8 is a view similar to FIG. 1 showing the backrest in a third seating position.



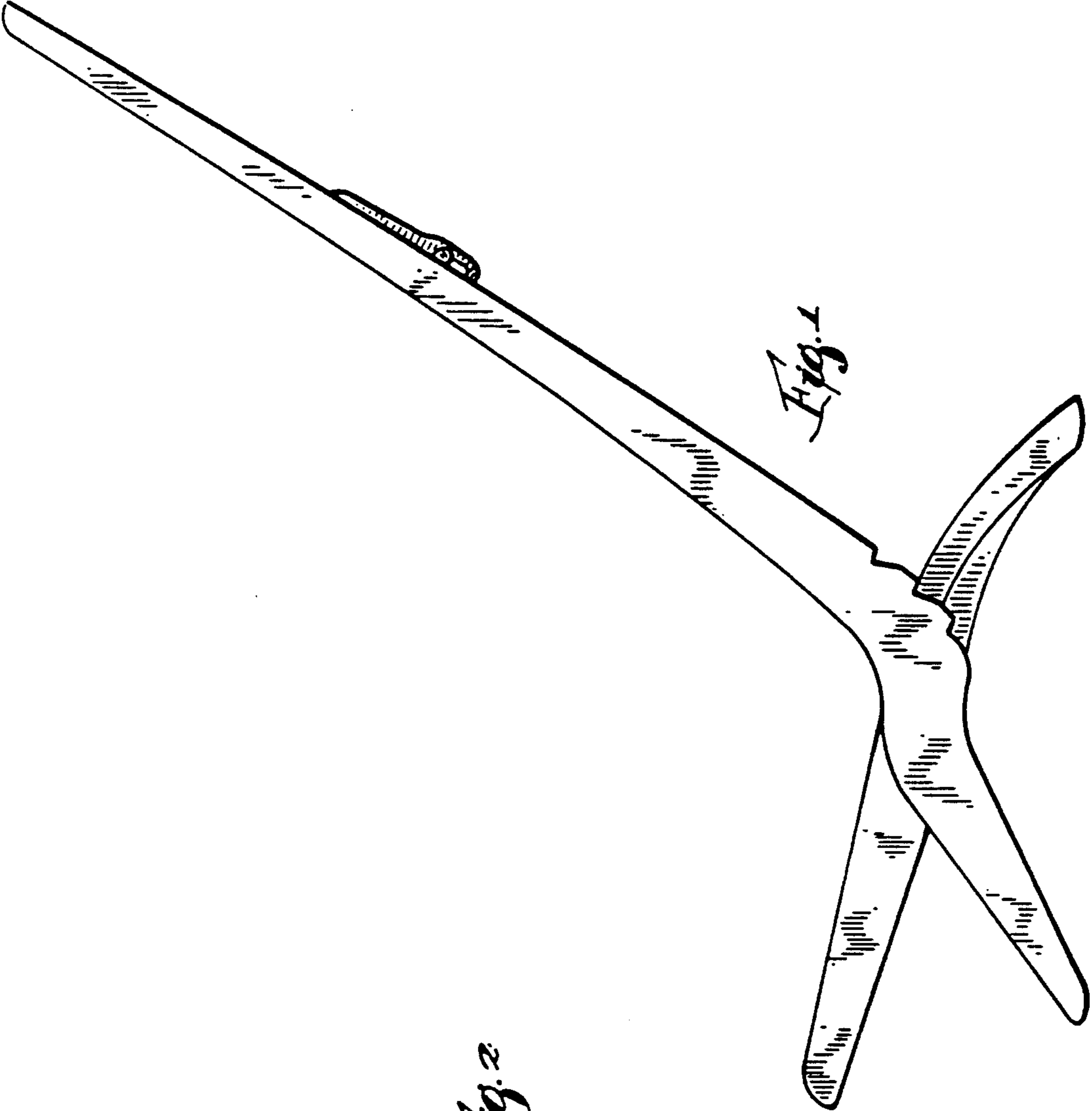
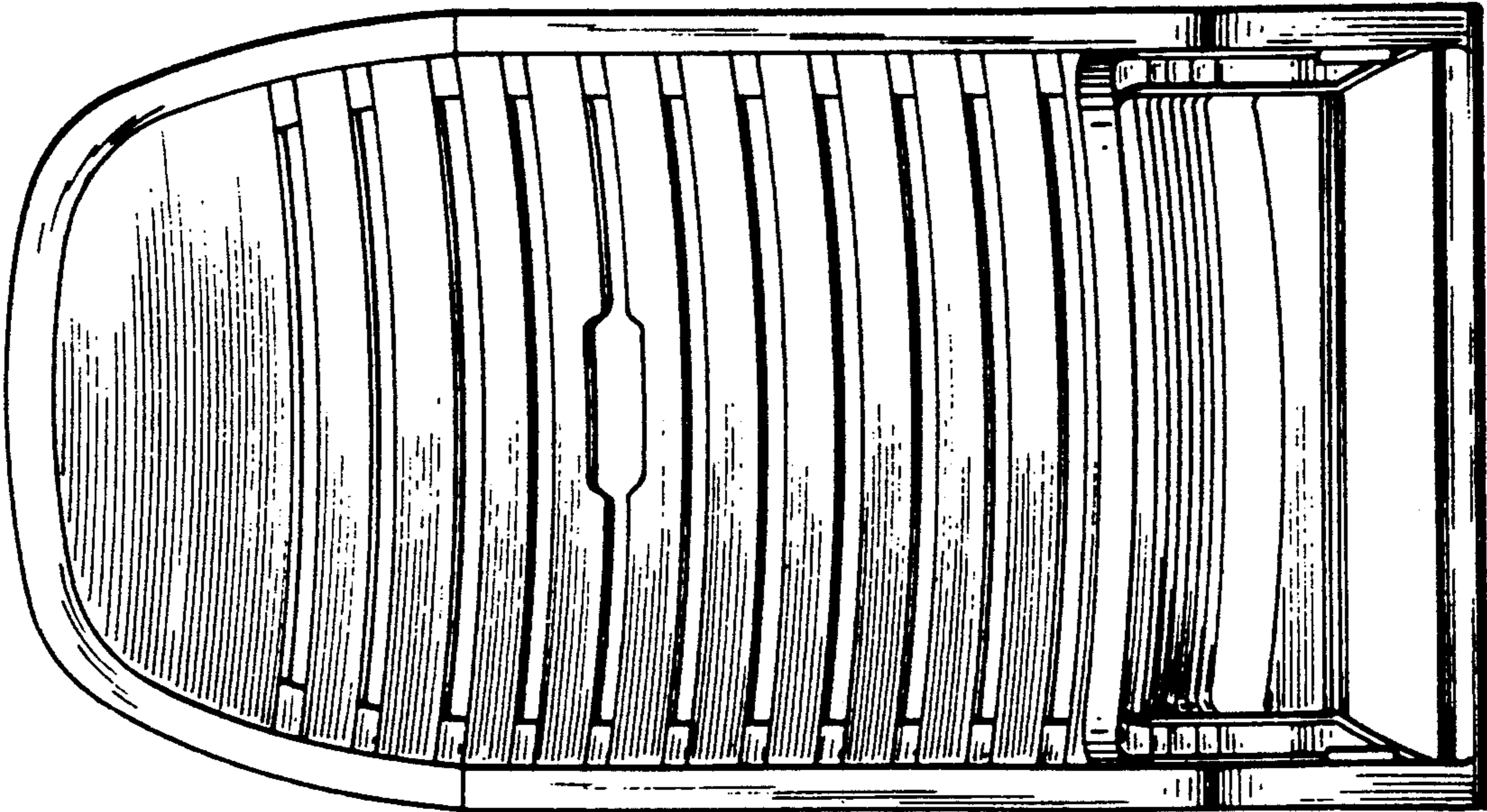


Fig. 2



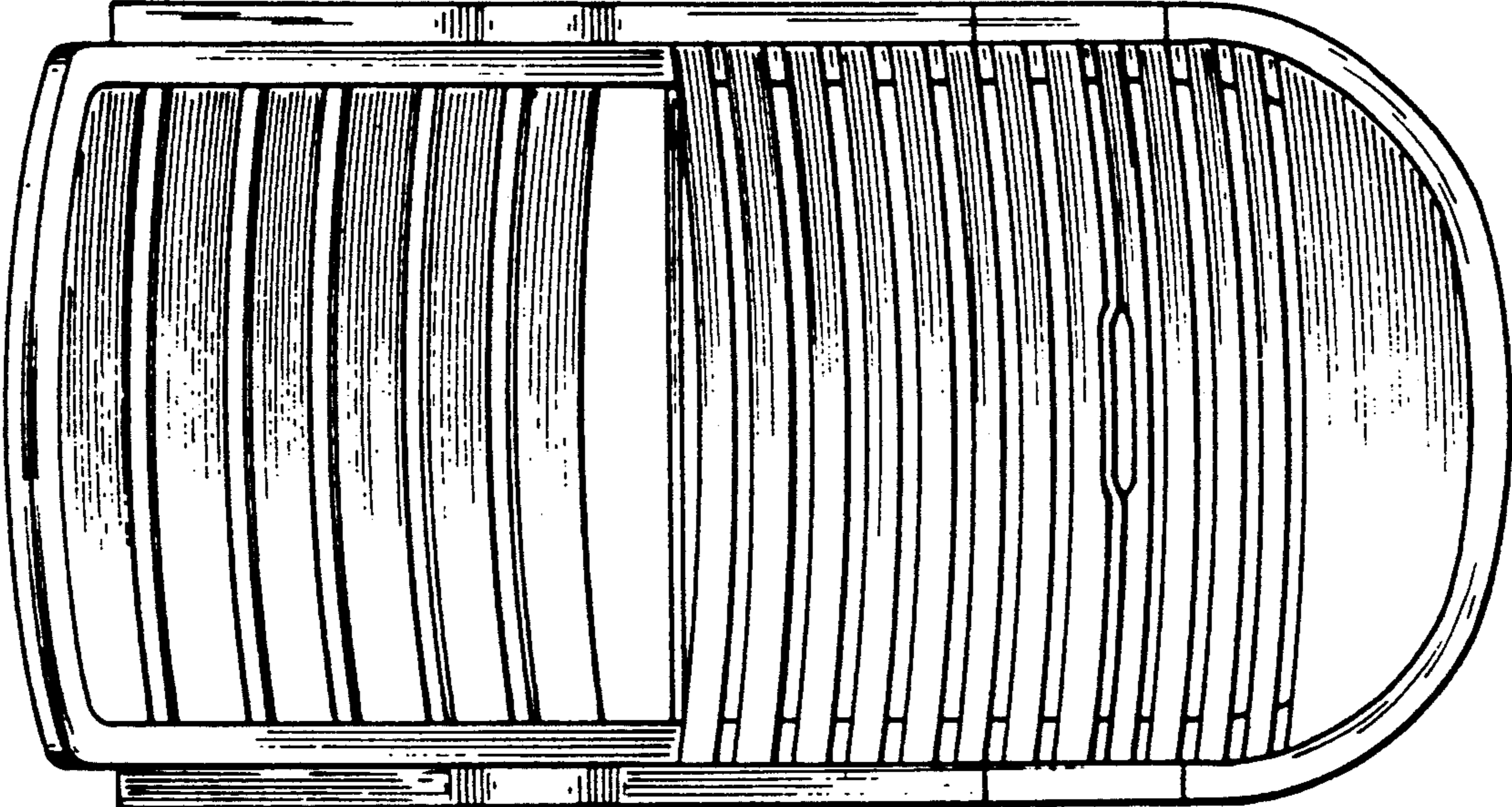


Fig. 3

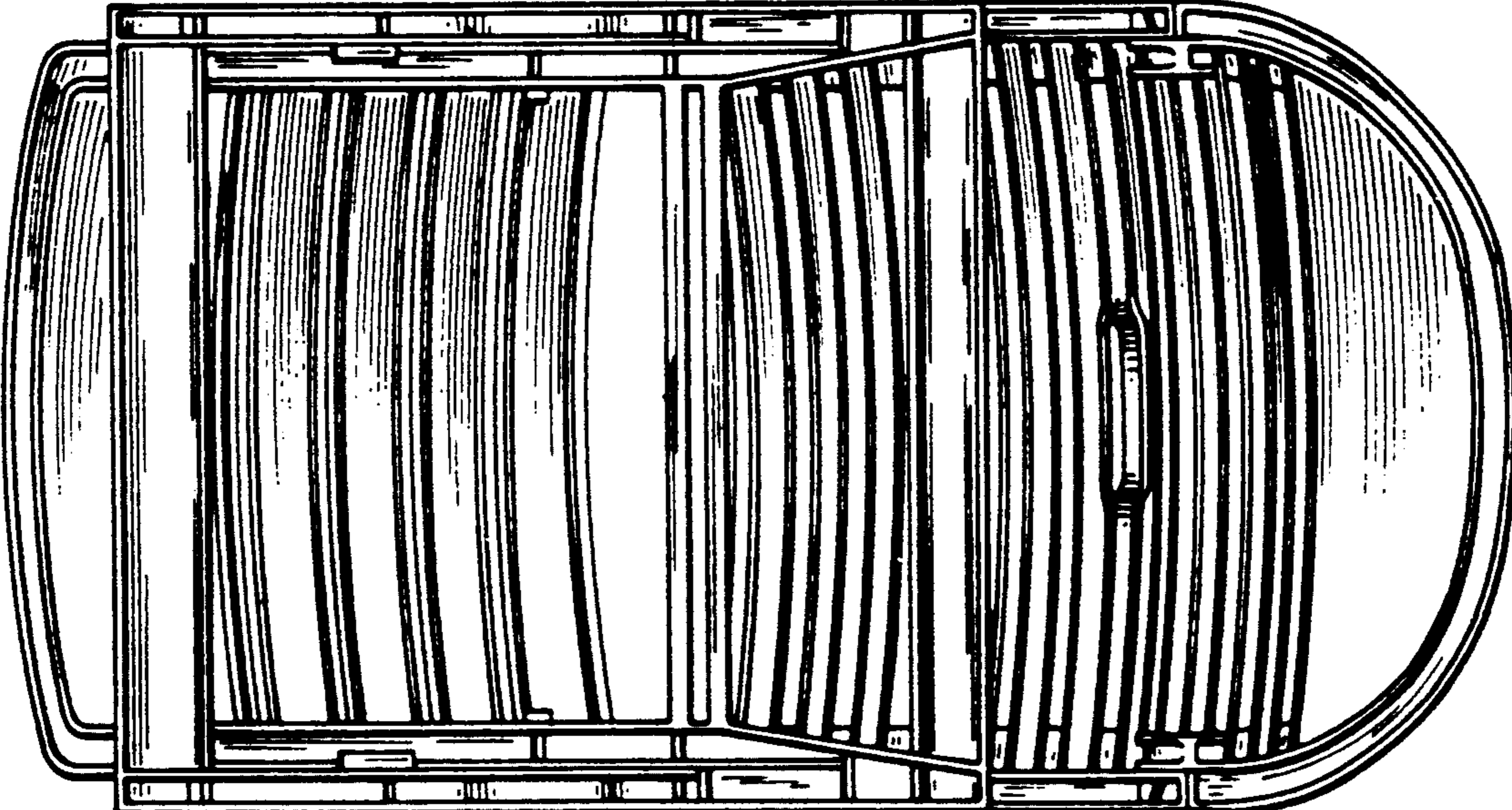
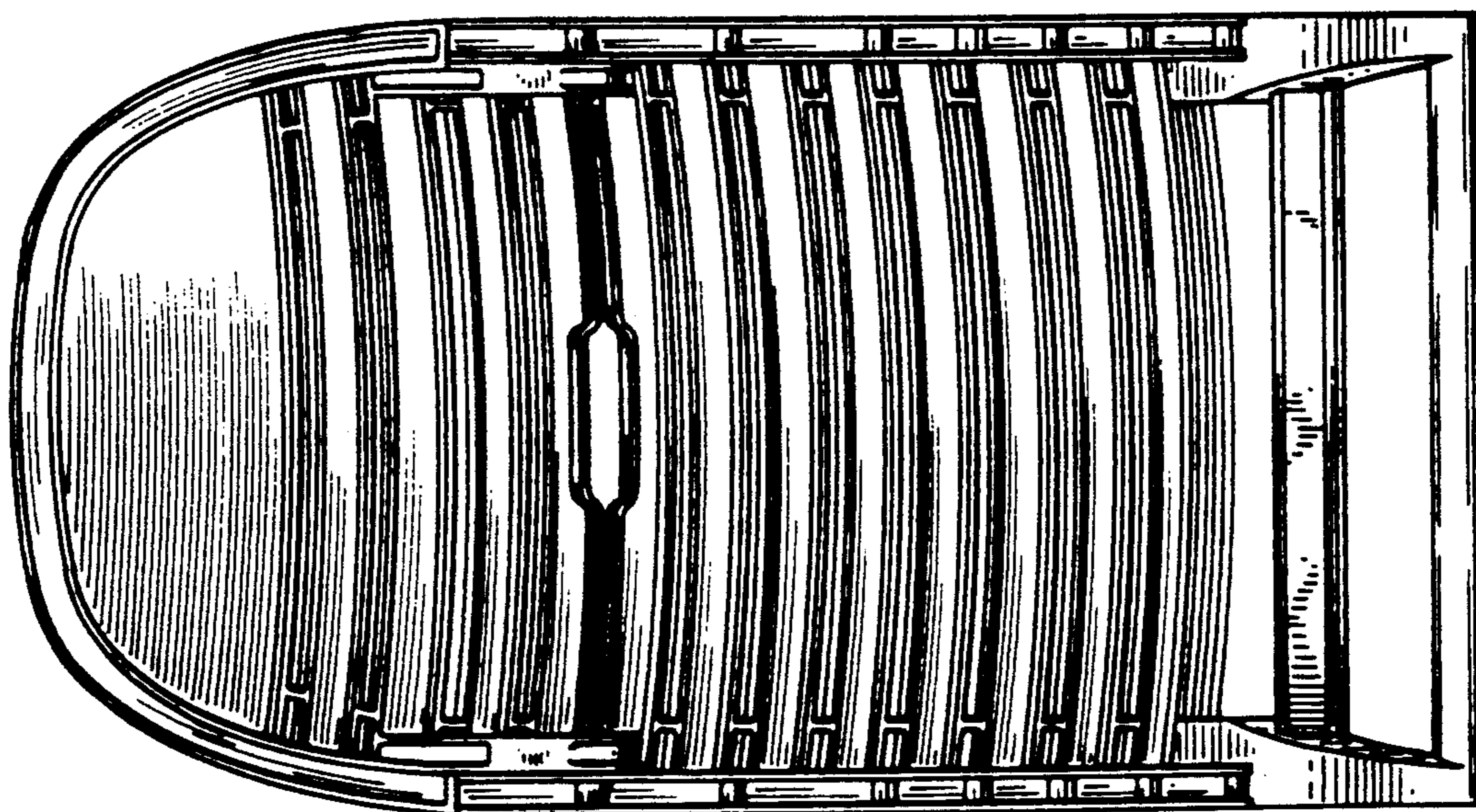


Fig. 4

Fig. 5



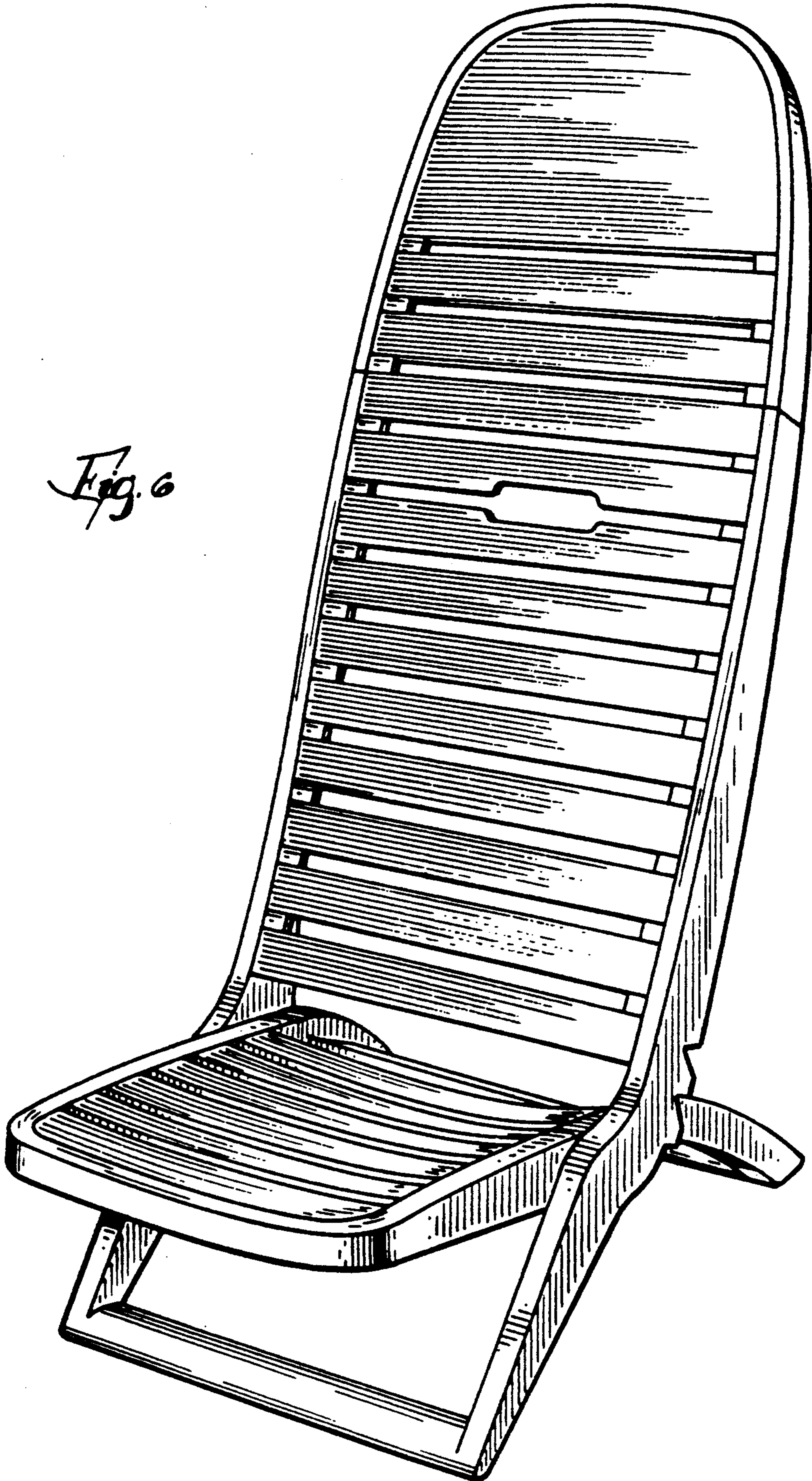


Fig. 6

