



US00D341928S

United States Patent [19] Earle

[11] Patent Number: **Des. 341,928**

[45] Date of Patent: **** Dec. 7, 1993**

[54] **SHOE UPPER**

[75] Inventor: **John S. Earle, Portland, Oreg.**

[73] Assignee: **Avia Group International, Inc.,
Portland, Oreg.**

[**] Term: **14 Years**

[21] Appl. No.: **4,074**

[22] Filed: **Jan. 26, 1993**

[52] U.S. Cl. **D2/969**

[58] Field of Search **D2/264, 265, 272, 308-314;
36/45, 83, 84, 89, 100-107, 112-114, 132, 136**

[56] **References Cited**

U.S. PATENT DOCUMENTS

D. 291,143	8/1987	Selbiger et al.	D2/314
D. 293,619	1/1988	Curley .	
D. 295,686	5/1988	Selbiger et al. .	
D. 295,687	5/1988	Selbiger et al. .	
D. 296,034	6/1988	Selbiger et al. .	
D. 296,147	6/1988	McCrea .	
D. 300,981	5/1989	Gerber et al. .	
D. 301,388	6/1989	Miller et al. .	
D. 306,371	3/1990	Feller et al. .	
D. 315,054	3/1991	Hatfield .	
D. 315,441	3/1991	Hatfield .	
D. 317,224	6/1991	Lucas .	
D. 318,944	8/1991	Lucas .	
D. 319,723	9/1991	Greene .	
D. 325,118	4/1992	Smith	D2/309 X
D. 325,119	4/1992	Smith	D2/309 X
D. 325,665	4/1992	Kittle et al.	D2/314
D. 325,666	4/1992	Earle et al.	D2/314
D. 325,812	5/1992	Hatfield	D2/310 X
D. 326,013	5/1992	Earle	D2/309 X

D. 326,354	5/1992	Hatfield	D2/309 X
D. 326,764	6/1992	Earle	D2/314
D. 326,765	6/1992	Rogers	D2/314
D. 326,953	6/1992	Hatfield	D2/310 X
D. 327,162	6/1992	Hatfield	D2/314
D. 329,530	9/1992	Bailey	D2/310 X
D. 329,735	9/1992	Dahlsten	D2/272 X
D. 329,937	10/1992	Hatfield et al.	D2/310 X
D. 330,795	11/1992	Ringel Close	D2/309 X
D. 330,796	11/1992	Rogers et al.	D2/314
D. 330,969	11/1992	Smith, III	D2/310 X
D. 332,174	1/1993	Earle	D2/309 X
D. 332,689	1/1993	Worthington	D2/309 X
D. 333,032	2/1993	Hatfield	D2/314
D. 333,033	4/1993	Bailey	D2/310 X
D. 334,651	4/1993	Smith	D2/309 X
D. 334,831	4/1993	Worthington	D2/314
4,644,673	2/1987	Gamm	36/136

Primary Examiner—Louis S. Zarfes

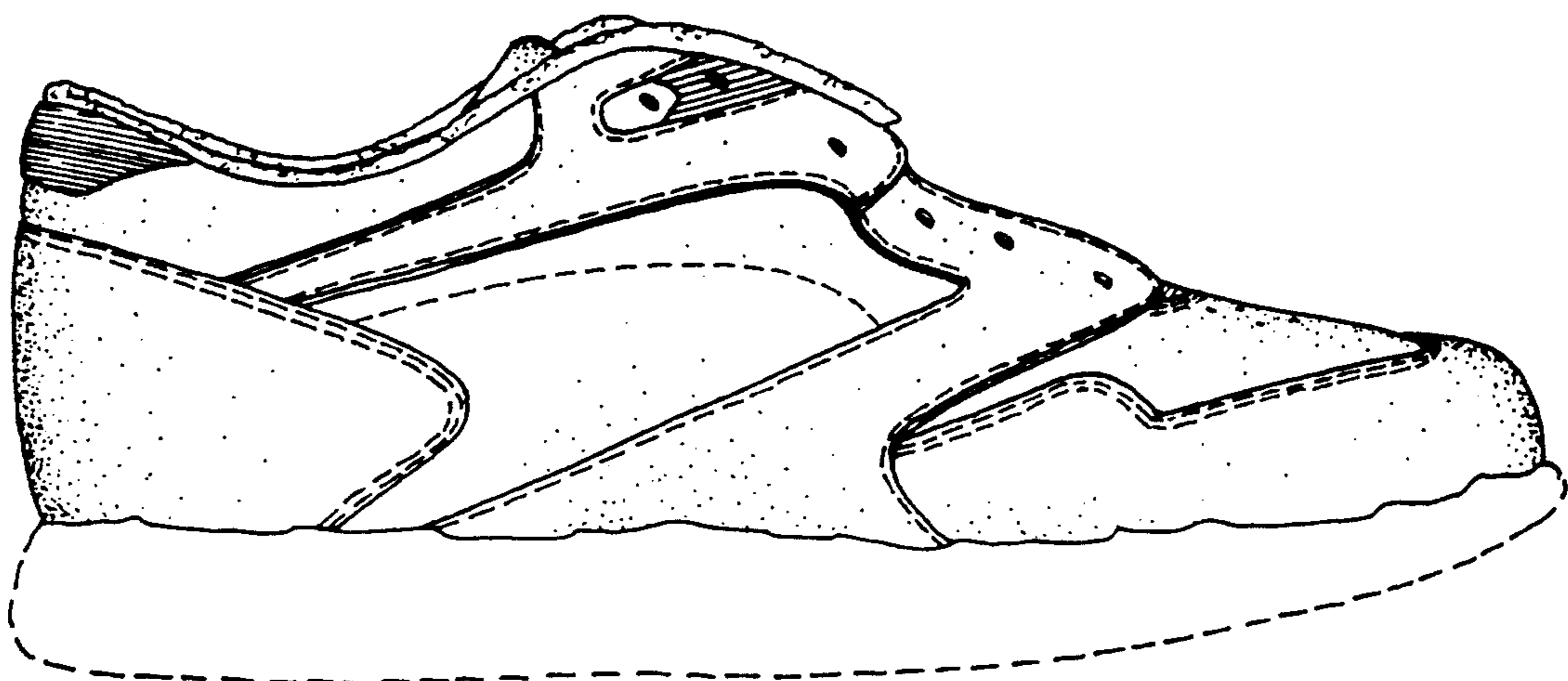
Attorney, Agent, or Firm—Sterne, Kessler, Goldstein & Fox

[57] **CLAIM**

The ornamental design for a shoe upper, as shown and described.

DESCRIPTION

FIG. 1 is a left side elevational view of a shoe upper showing my new design;
 FIG. 2 is a right side elevational view thereof;
 FIG. 3 is a top plan view thereof;
 FIG. 4 is a front elevational view thereof; and,
 FIG. 5 is a rear elevational view thereof.
 The broken line showing of a shoe sole in the Figures is environmental only and forms no part of the claimed design.



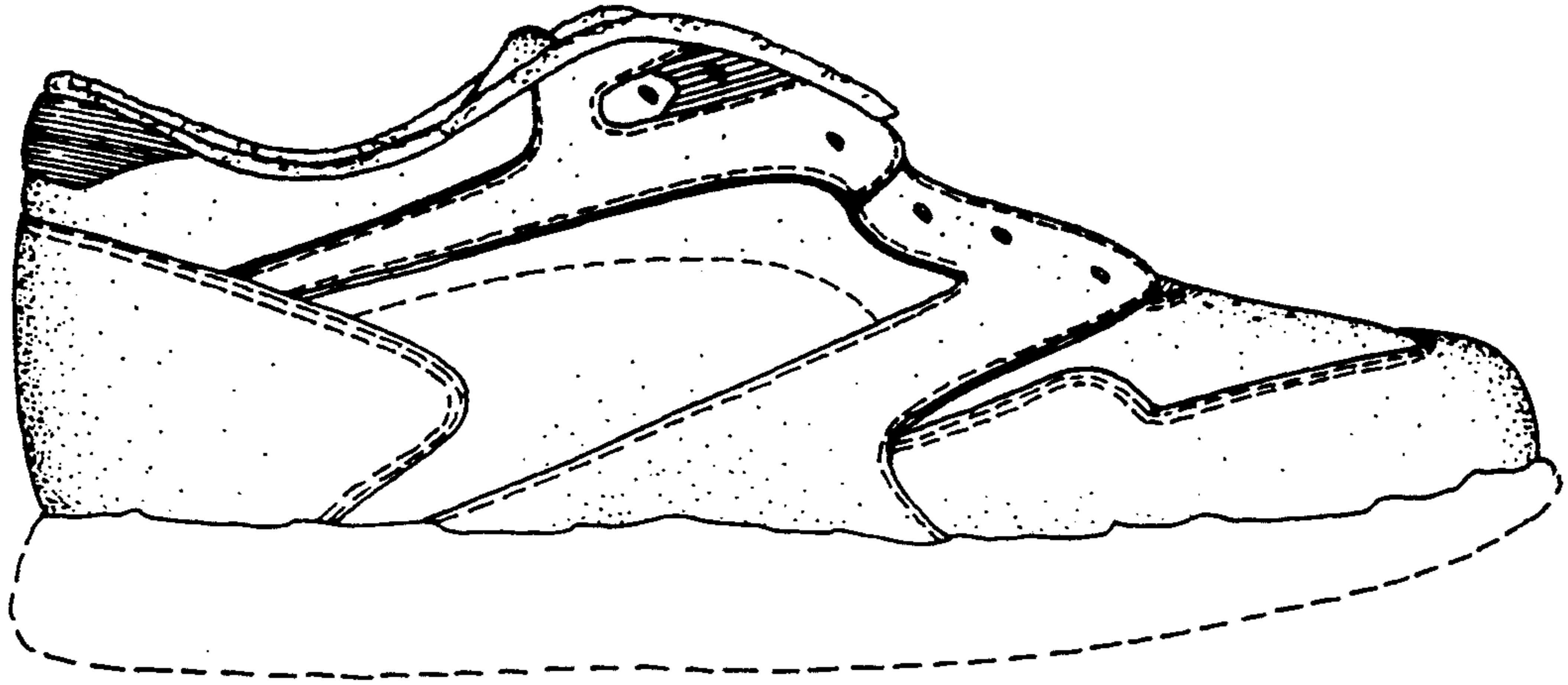


FIG. 1

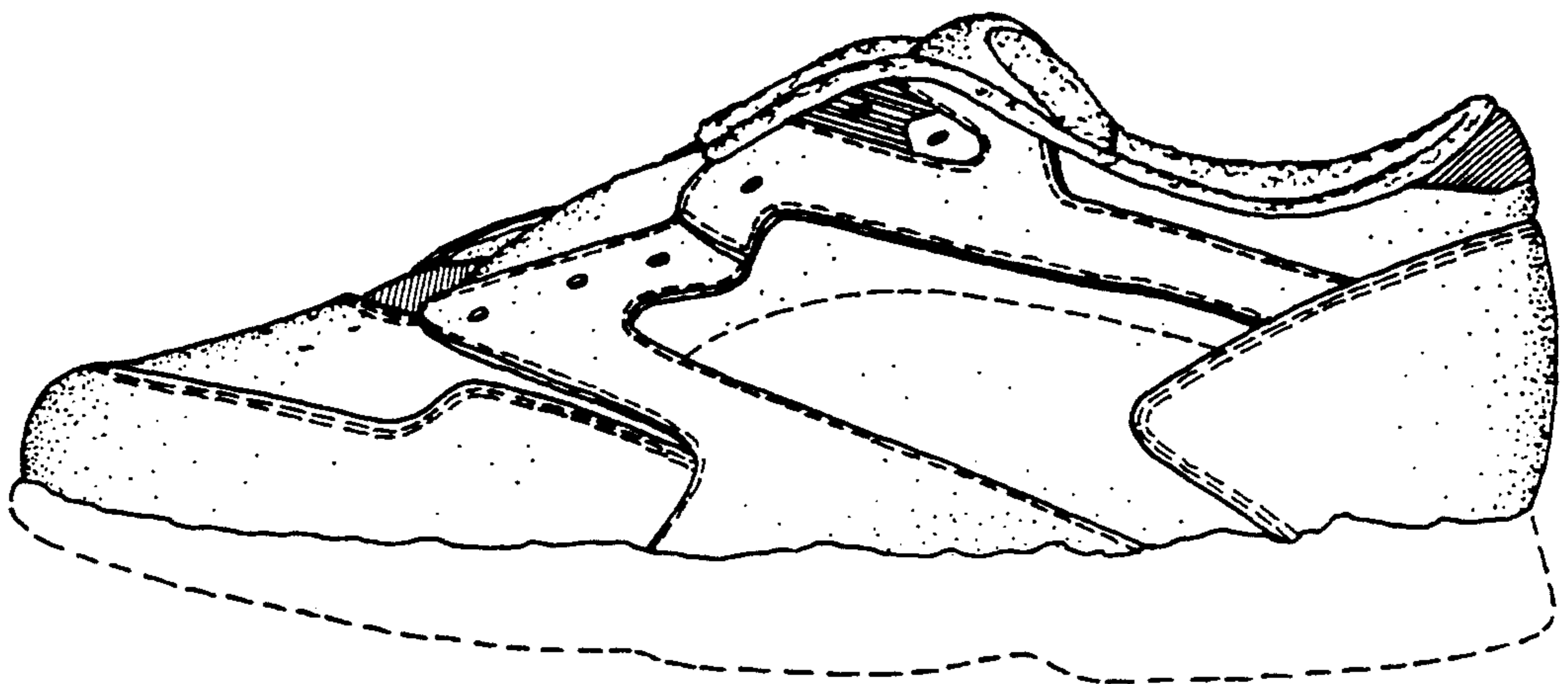


FIG. 2

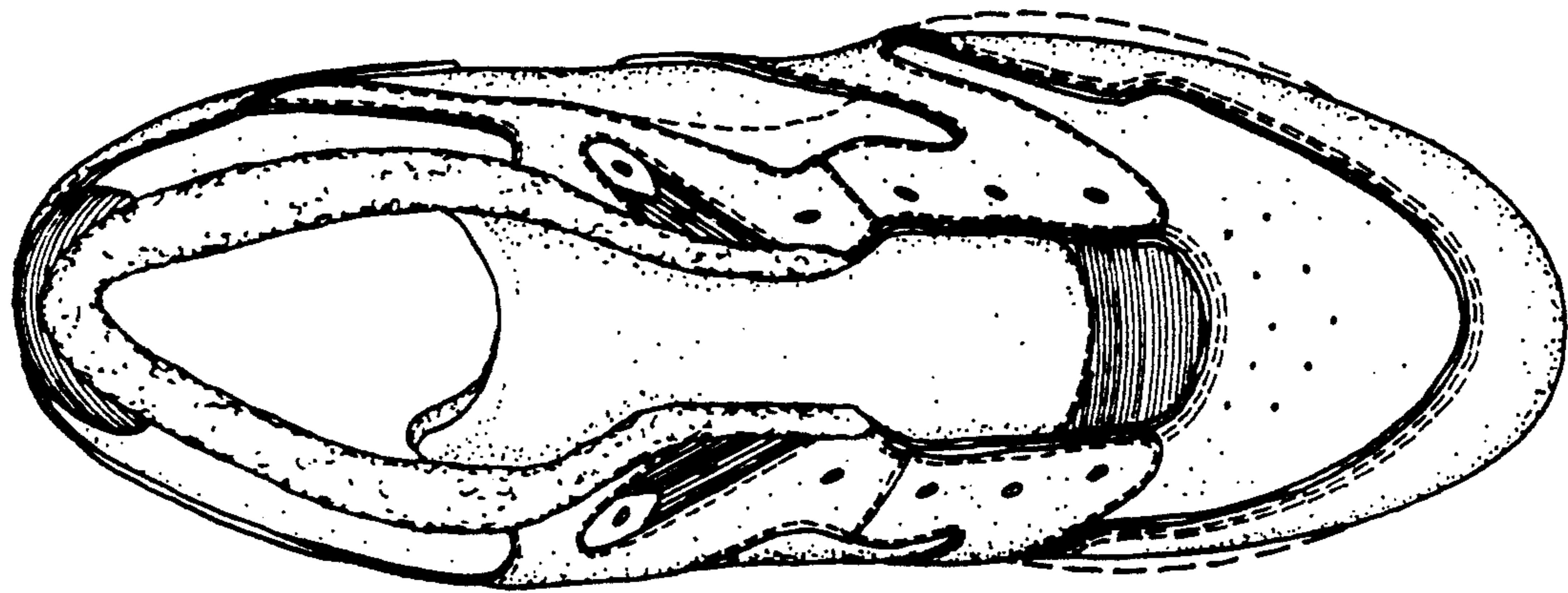


FIG. 3

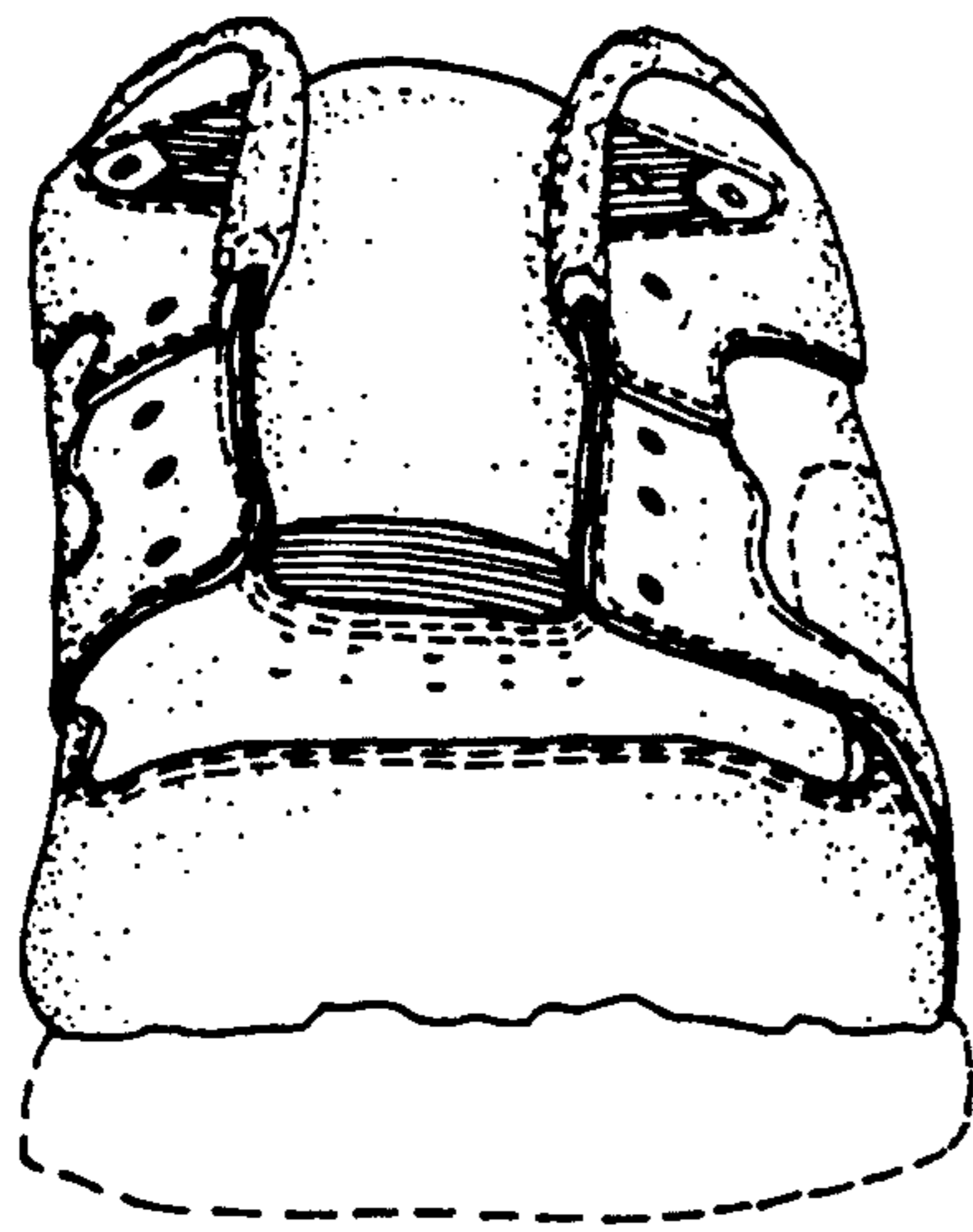


FIG. 4

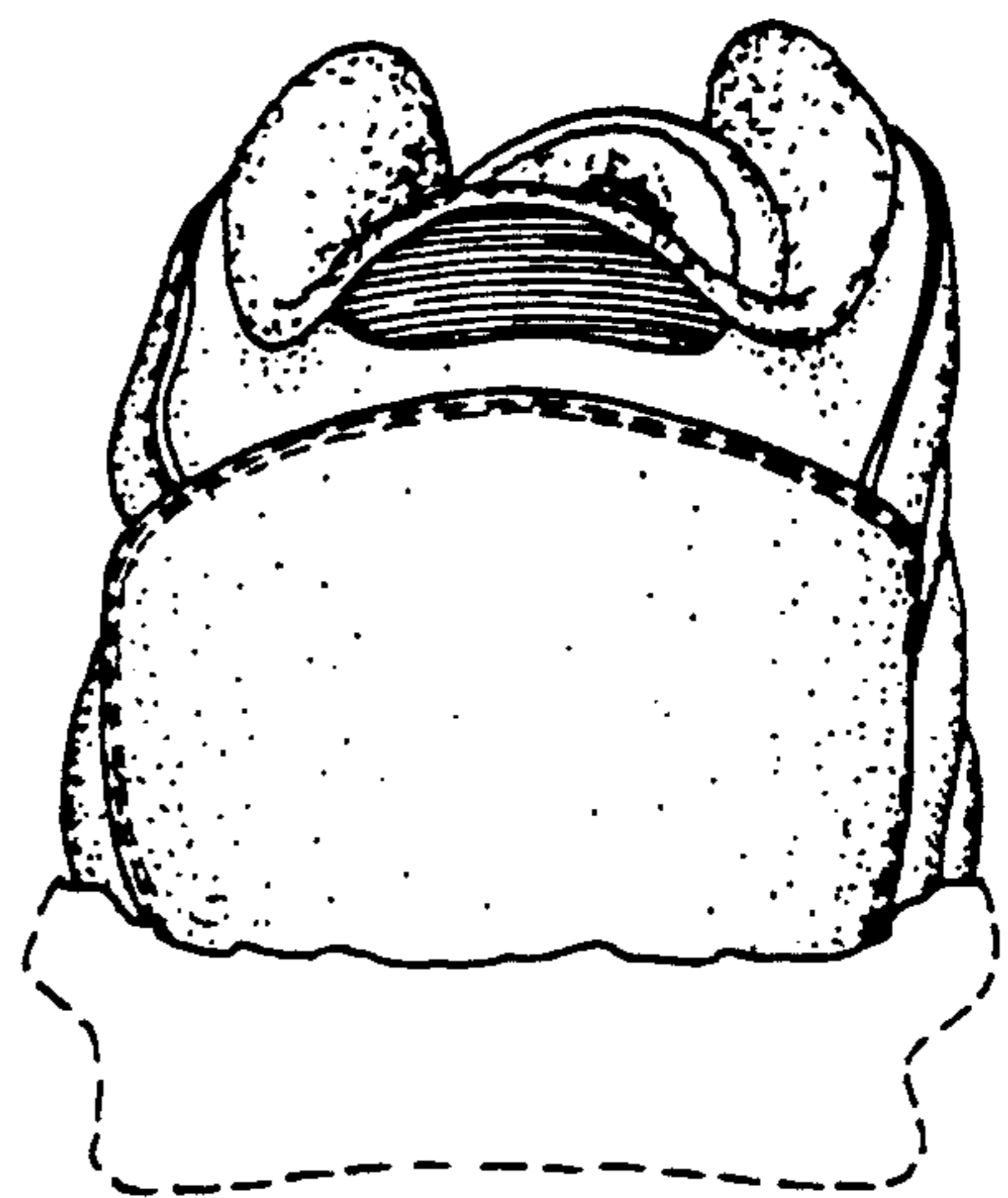


FIG. 5