



US00D341927S

**United States Patent** [19]  
**Worthington**

[11] **Patent Number: Des. 341,927**  
[45] **Date of Patent: \*\* Dec. 7, 1993**

[54] **SHOE UPPER**  
[75] **Inventor: William J. Worthington, Beaverton, Oreg.**  
[73] **Assignee: Nike, Inc., Beaverton, Oreg.**  
[\*\*] **Term: 14 Years**  
[21] **Appl. No.: 2,127**  
[22] **Filed: Dec. 4, 1992**  
[52] **U.S. Cl. .... D2/970**  
[58] **Field of Search .... D2/264, 265, 272, 275, D2/308-314; 36/45, 50, 83, 84, 89, 100-107, 112-114, 132, 136**

4,571,856 2/1986 Lin et al. .... 36/89  
4,646,726 3/1987 Westin et al. .  
4,753,229 6/1988 Sutherland .  
4,922,630 5/1990 Robinson ..... 36/89  
4,989,350 2/1991 Bunch et al. .... 36/89

**OTHER PUBLICATIONS**

Spring '93 Nike Catalog, published Jun. 1992, pp. 124, 122, 120, 98, 94, 80, 36, 34, 30, 28, 26.  
Spring '92 Nike Catalog, published May 1991, p. 8.  
Fall '91 Nike Catalog, published Dec. 1990, pp. 60, 56, 38.  
Spring '90 Nike Catalog, published Jun. 1989, p. 56.  
Fall '89 Nike Catalog, published Dec. 1988, pp. 54, 26.  
Fall '88 Nike Catalog, published Dec. 1987, pp. 64, 60, 24, 14.  
Fall '92 Nike Catalog, published Dec. 1991, pp. 100, 90, 38, 32, 30, 28, 24, 22.  
Spring '89 Nike Catalog, published Jun. 1988, pp. 62, 28.  
Fall '90 Nike Catalog, published Dec. 1989, pp. 56, 52, 28.

*Primary Examiner*—Louis S. Zarfes  
*Attorney, Agent, or Firm*—Banner, Birch, McKie & Beckett

[56] **References Cited**

**U.S. PATENT DOCUMENTS**

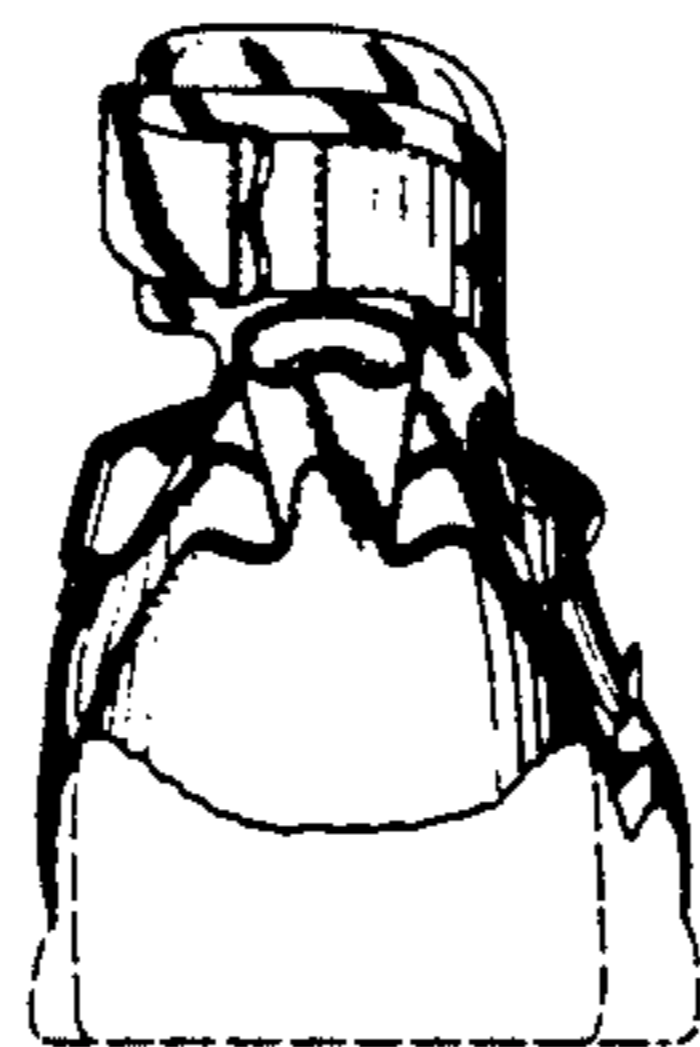

D. 283,463 4/1986 Chassaing ..... D2/310  
D. 292,241 10/1987 Selbiger et al. .... D2/314  
D. 293,500 1/1988 Tong et al. .... D2/314  
D. 293,848 1/1988 Brown et al. .... D2/310 X  
D. 295,229 4/1988 Brown et al. .... D2/310 X  
D. 295,578 5/1988 Tong .  
D. 296,036 6/1988 Le ..... D2/278 X  
D. 297,069 8/1988 Le ..... D2/312 X  
D. 299,784 2/1989 Brown et al. .... D2/312 X  
D. 301,935 7/1989 Jonah ..... D2/309  
D. 304,388 11/1989 Brown ..... D2/310 X  
D. 305,379 1/1990 Brown et al. .... D2/312 X  
D. 309,667 8/1990 Aveni ..... D2/310 X  
D. 309,823 8/1990 Kilgore et al. .... D2/312 X  
D. 311,635 10/1990 Claveria ..... D2/275 X  
D. 316,174 4/1991 Hatfield ..... D2/314  
D. 320,883 10/1991 Aveni ..... D2/312 X  
D. 321,085 10/1991 Rogers ..... D2/312 X  
D. 325,287 4/1992 Strauss ..... D2/313 X  
D. 325,812 5/1992 Hatfield ..... D2/310 X  
D. 330,451 10/1992 Hatfield ..... D2/309 X  
D. 330,626 11/1992 McDonald et al. .... D2/309 X  
D. 332,522 1/1993 Hatfield et al. .... D2/275 X  
3,073,305 1/1963 Biggs, Jr. et al. .  
3,490,450 1/1970 Gardner .  
4,222,183 9/1980 Haddox ..... 36/114  
4,366,634 1/1983 Giese et al. .... 36/114  
4,556,054 12/1985 Paulseth .

[57] **CLAIM**

The ornamental design for the shoe upper, as shown and described.

**DESCRIPTION**

FIG. 1 is a side elevational view of one side of shoe upper showing my new design;  
FIG. 2 is a side elevational view of the other side of the shoe upper shown in FIG. 1;  
FIG. 3 is a front elevational view of the shoe upper shown in FIG. 1;  
FIG. 4 is a rear elevational view of the shoe upper shown in FIG. 1; and,  
FIG. 5 is a top plan view of the shoe upper shown in FIG. 1.  
The broken line showing the shoe sole in FIGS. 1-4, including the cup vertical sides of the sole, is for illustrative purposes and forms no part of the claimed design.



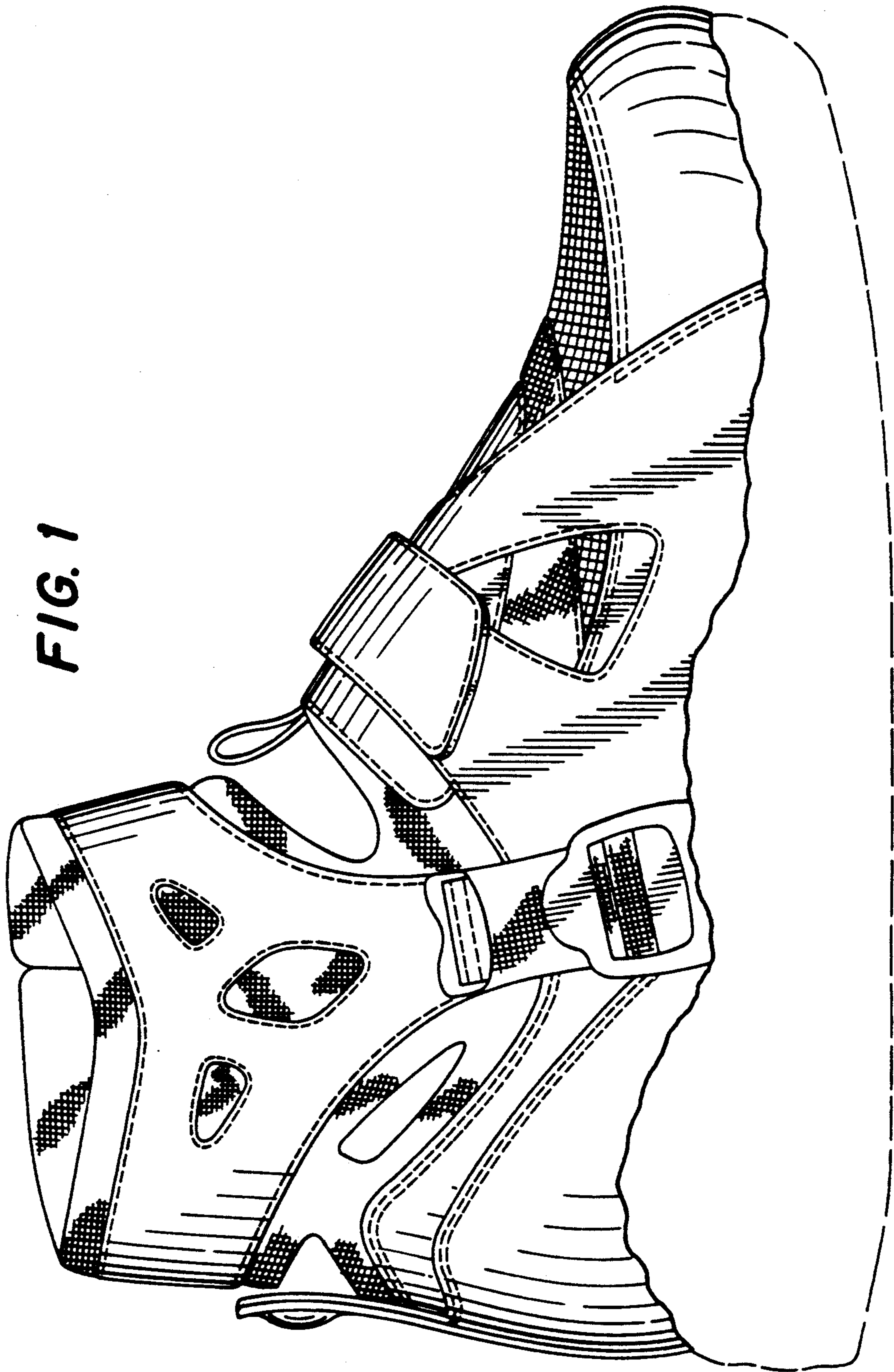


FIG. 1

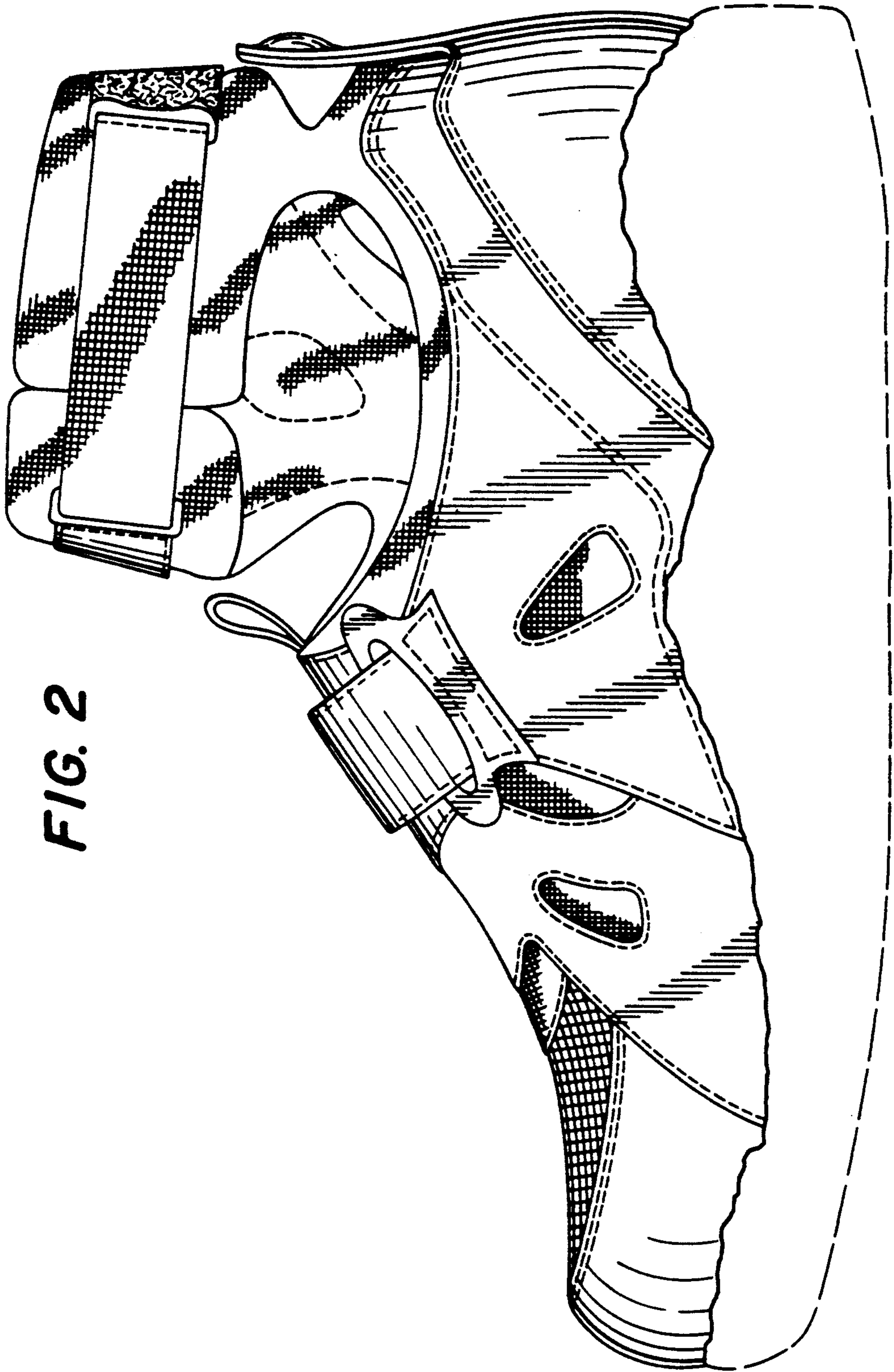
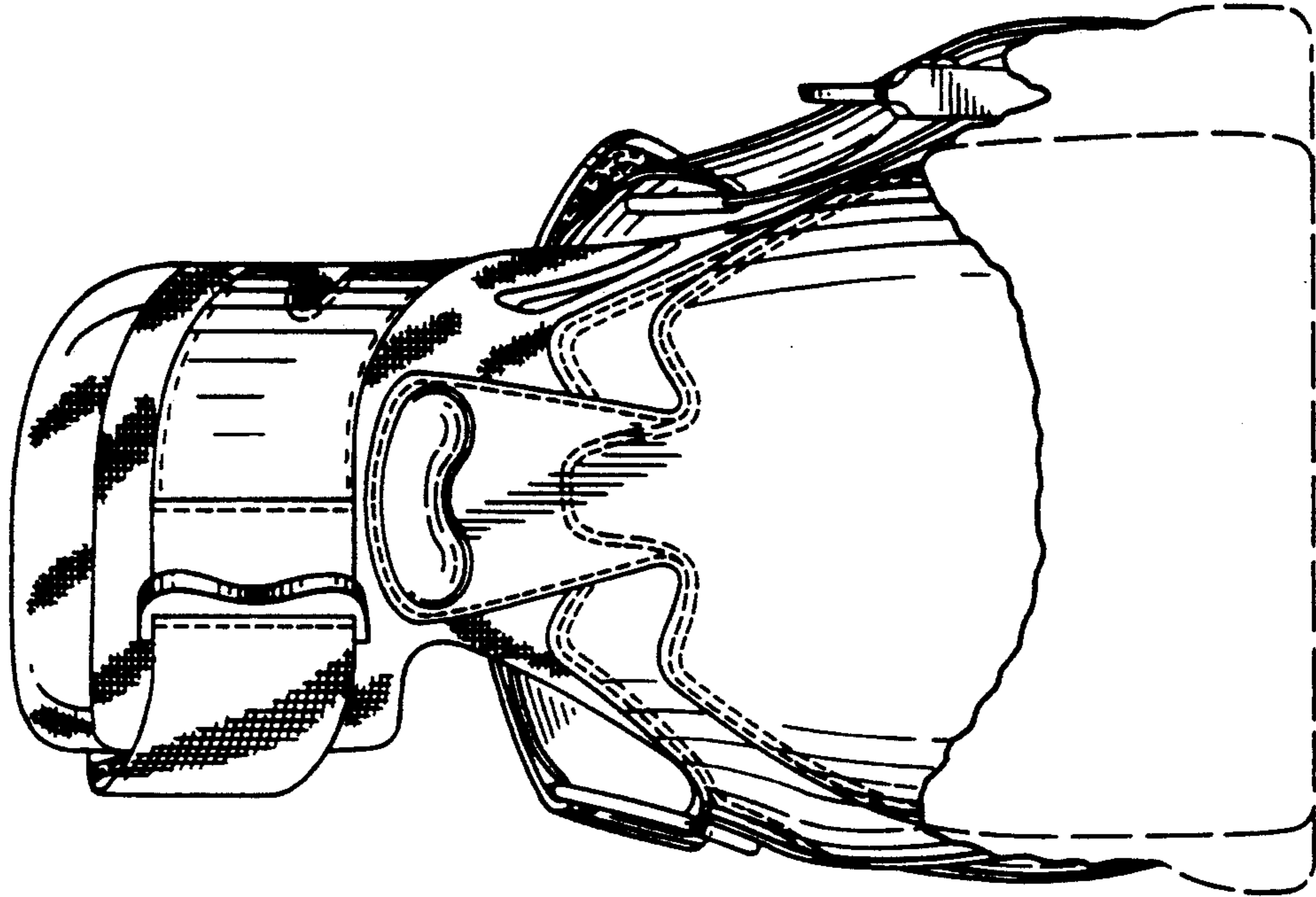


FIG. 2

**FIG. 4**



**FIG. 3**

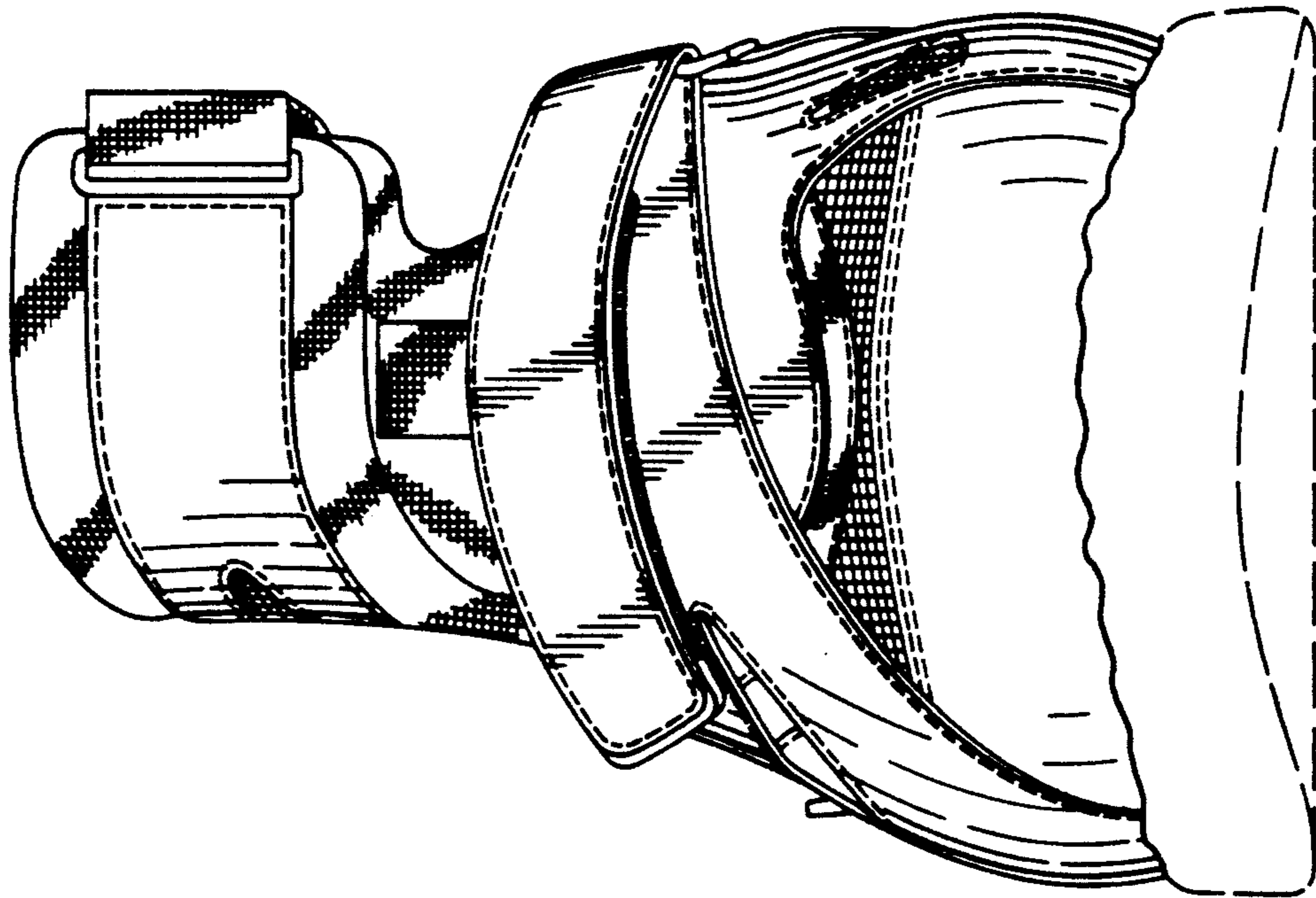


FIG. 5

