



US00D341921S

United States Patent [19]

[11] Patent Number: **Des. 341,921**

Trost

[45] Date of Patent: **** Dec. 7, 1993**

- [54] **REVERSIBLE CUFF**
- [76] Inventor: **James E. Trost, Lake Zumbro-Box**
475, Oronoco, Minn. 55960
- [**] Term: **14 Years**
- [21] Appl. No.: **731,950**
- [22] Filed: **Jul. 18, 1991**
- [52] U.S. Cl. **D2/858**
- [58] Field of Search D2/25, 222.1; 2/46,
2/47, 123

- 2,785,410 3/1957 Wagar D2/222.1
- 3,137,861 6/1964 Sanders D2/222.1

Primary Examiner—A. Hugo Word
Assistant Examiner—Celia A. Murphy
Attorney, Agent, or Firm—S. Michael Bender

[57] CLAIM

The ornamental design for a reversible cuff, as shown and described.

DESCRIPTION

FIG. 1 is a front elevational view of the reversible cuff showing my new design;
 FIG. 2 is a rear elevational view thereof;
 FIG. 3 is a left side elevational view thereof;
 FIG. 4 is a right side elevational view thereof;
 FIG. 5 is a top plan view thereof; and,
 FIG. 6 is a bottom plan view thereof.
 The broken lines shown throughout the views are understood to represent conventional stitching.

[56] **References Cited**
U.S. PATENT DOCUMENTS

- D. 193,760 10/1962 Sanders D2/222.1
- D. 898,200 9/1908 Elzas 2/46
- D. 934,567 9/1909 Pannington 2/123
- 1,294,711 2/1919 Rowan 2/123
- 1,989,638 1/1935 Goldschmidt 2/123
- 2,631,291 3/1953 Lockett D2/222.1





FIG. 1




FIG. 2



FIG. 3



FIG. 4



FIG. 5



FIG. 6



FIG. 7

