



US00D341888S

United States Patent [19]
Arginsky

[11] **Patent Number: Des. 341,888**
[45] **Date of Patent: ** Nov. 30, 1993**

[54] **ADHESIVE BANDAGE**
[75] **Inventor: Richard C. Arginsky, Ellenville, N.Y.**
[73] **Assignee: Upstate Design and Marketing Inc., Ellenville, N.Y.**
[**] **Term: 14 Years**
[21] **Appl. No.: 800,383**
[22] **Filed: Nov. 26, 1991**
[52] **U.S. Cl. D24/189**
[58] **Field of Search D24/189; 602/41, 42, 602/47, 54, 59**

2,851,805 6/1956 Allen .
3,089,488 5/1963 Owens .
3,888,247 6/1975 Stenvall D24/189 X
4,023,569 5/1977 Warnecke et al. .
4,285,338 8/1981 Lemelson .

OTHER PUBLICATIONS

Current Holiday Catalog, 1990, Sterile Adhesive Bandages, item #469, p. 52.

Primary Examiner—Stella Reid
Attorney, Agent, or Firm—Ralph W. Selitto, Jr.

[57] **CLAIM**

The ornamental design for an adhesive bandage, as shown.

[56] **References Cited**
U.S. PATENT DOCUMENTS

D. 53,939 10/1919 Sheppard .
D. 267,431 12/1982 Santarelli .
D. 267,432 12/1982 Santarelli .
D. 304,238 10/1989 Palau .
1,140,975 5/1915 Frankel .
2,443,140 4/1946 Larsen .
2,563,689 8/1851 Muhlhauser .
2,823,673 2/1958 Schladermundt et al. 602/59 X

DESCRIPTION

FIG. 1 is a top plan view of an adhesive bandage showing my new design;
FIG. 2 is a bottom plan view thereof;
FIG. 3 is a side elevational view thereof, the opposite side elevational view being identical thereto; and,
FIG. 4 is an end elevational view thereof, the opposite end elevational view being identical thereto.




FIG. 1




FIG. 2

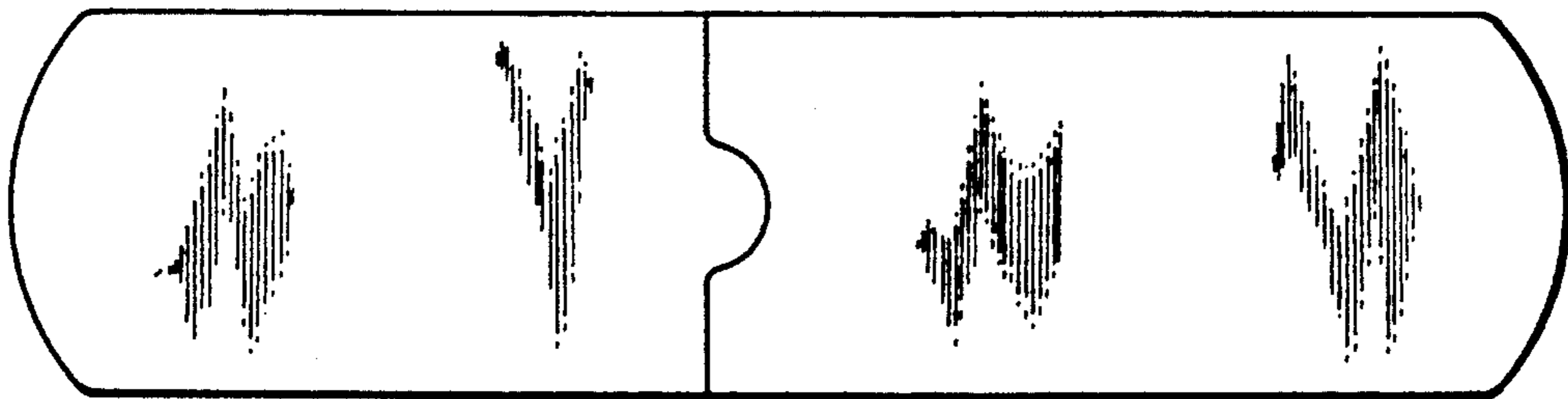


FIG. 3



FIG. 4

