



US00D341884S

United States Patent [19]

[11] Patent Number: **Des. 341,884**

Cohen et al.

[45] Date of Patent: **** Nov. 30, 1993**

- [54] ALIGNMENT ROD
- [75] Inventors: **Robert C. Cohen, Rockaway; Scott V. Cron, Rahway, both of N.J.**
- [73] Assignee: **Osteonics Corporation, Allendale, N.J.**
- [**] Term: **14 Years**
- [21] Appl. No.: **817,405**
- [22] Filed: **Jan. 6, 1992**
- [52] U.S. Cl. **D24/133; D24/140**
- [58] Field of Search **D24/133, 140; 606/62, 606/64, 60, 67, 81, 84-88, 96, 98**

- 5,041,115 8/1991 Frigg et al. .
- 5,066,296 11/1991 Chapman et al. .

FOREIGN PATENT DOCUMENTS

- 332857 9/1989 European Pat. Off. .
- 2440045 10/1975 Fed. Rep. of Germany .

OTHER PUBLICATIONS

Campbell's Operative Orthopaedics, vols. One and Two, Sixth Edition 1980 Editors Allen S. Edmonson, M.D. and A. H. Crenshaw, M.D.
 The Sampson Femoral Fluted IM Implant Systems Technical Brochure The Sampson Corporation 1976.
 R.M.C. Total Knee System, Richards Manufacturing Co., Inc. 1978.
 Alignment of Total Knee Components, Richard S. Laskin, M.D. Jan. 1984, vol. 7, No. 1.
 Knee Replacement Using the Insall/Burstein Total Condylar Knee System Zimmer USA, 1980.
 Surgical Protocol, Multiflex Total Knee System, The 3M Company undated.
 Whiteside Ortholoc, Dow Corning Wright 1983.

Primary Examiner—Stella Reid
Attorney, Agent, or Firm—Lerner, David, Littenberg, Krumholz & Mentlik

[56] **References Cited**
U.S. PATENT DOCUMENTS

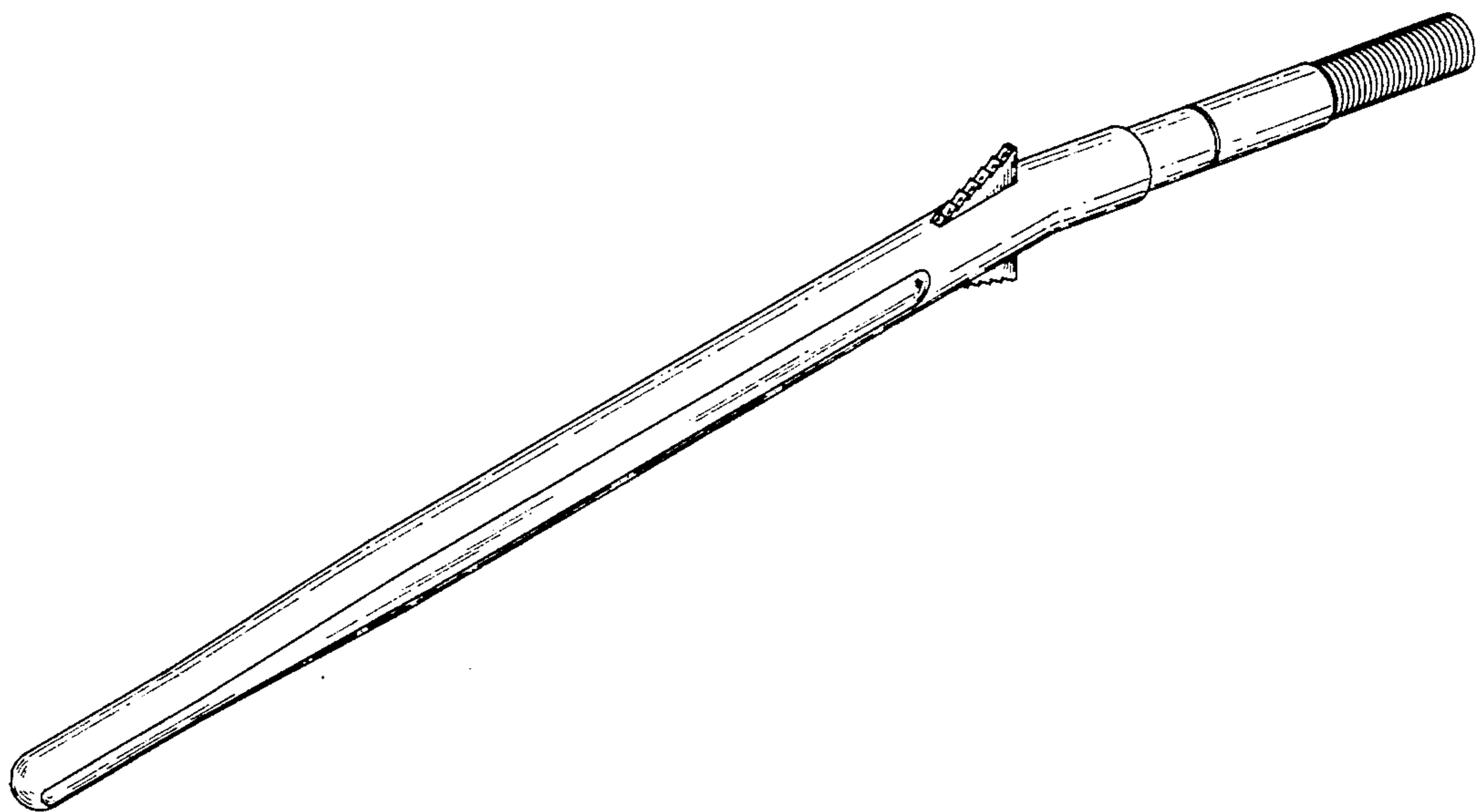
2,486,303	10/1949	Longfellow .	
2,518,019	8/1950	Kane	606/62
2,985,168	5/1961	Jonas et al. .	
3,118,444	1/1964	Serrato, Jr. .	
3,433,220	3/1969	Zickel .	
3,717,146	2/1973	Halloran	606/64
3,977,398	8/1976	Burstein .	
4,103,683	8/1978	Neufeld .	
4,135,507	1/1979	Harris	606/64 X
4,261,351	4/1981	Scherfel .	
4,281,649	8/1981	Derweduwen .	
4,446,857	5/1984	Otte et al. .	
4,474,177	10/1984	Whiteside .	
4,487,203	12/1984	Androphy .	
4,522,202	6/1985	Otte et al. .	
4,622,959	11/1986	Marcus .	
4,697,585	10/1987	Williams .	
4,913,137	4/1990	Azer et al. .	
4,928,679	5/1990	Chagneau et al.	606/62
4,952,213	8/1990	Bowman et al. .	
5,002,545	3/1991	Whiteside et al. .	
5,034,012	7/1991	Frigg .	
5,035,697	7/1991	Frigg .	

[57] CLAIM

The ornamental design for an alignment rod, as shown and described.

DESCRIPTION

FIG. 1 is a perspective view of an alignment rod showing our new design;
 FIG. 2 is a left side view (the right side view is the mirror image thereof);
 FIG. 3 is a front view;
 FIG. 4 is a rear view;
 FIG. 5 is a bottom view; and,
 FIG. 6 is a top view.



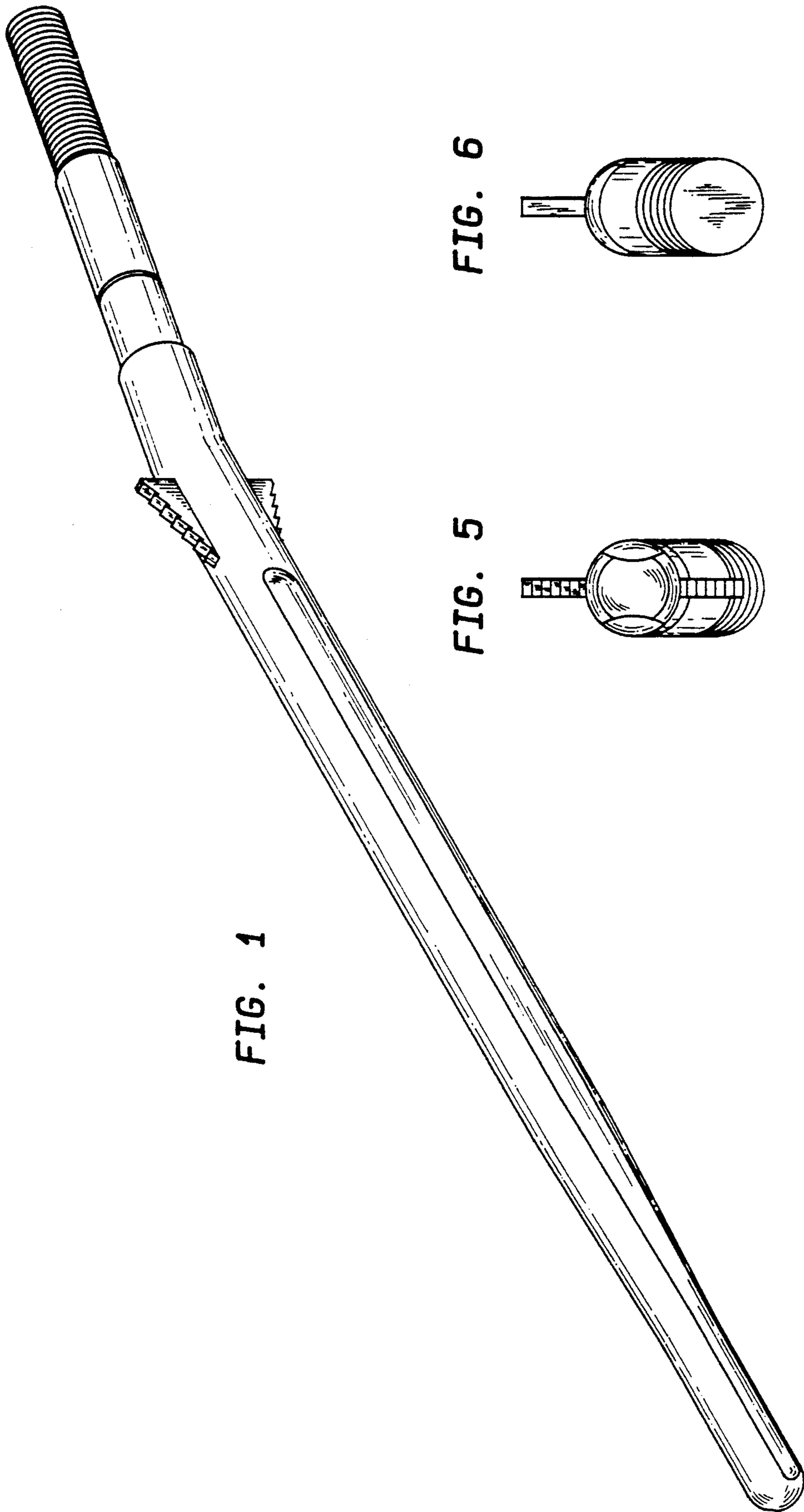


FIG. 1

FIG. 6

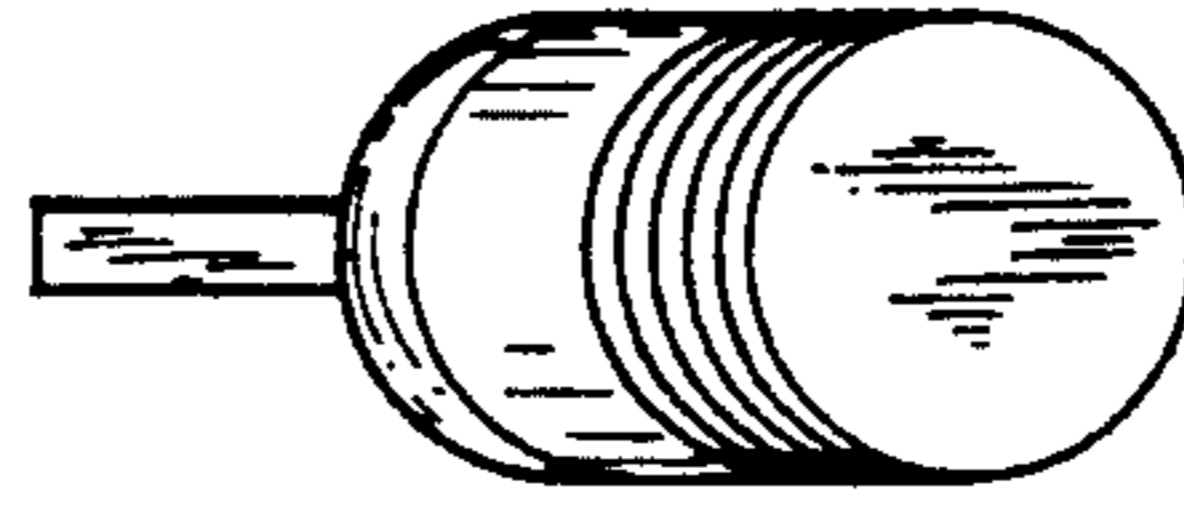


FIG. 5

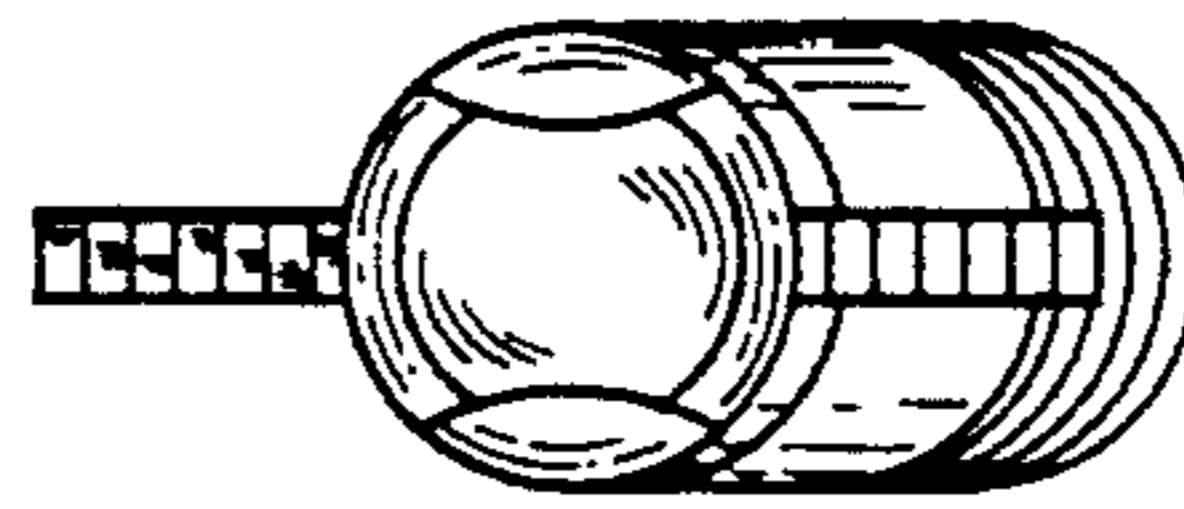


FIG. 3




FIG. 2

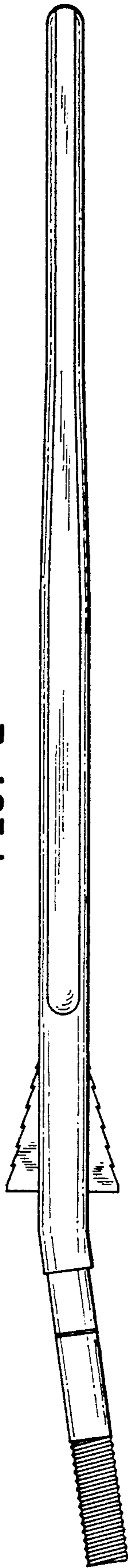


FIG. 4

