



US00D341879S

United States Patent [19]

[11] Patent Number: **Des. 341,879**

Takasuna et al.

[45] Date of Patent: **** Nov. 30, 1993**

[54] **AIR CONDITIONER**

D. 309,942 8/1990 Shimano et al. D23/351

[75] Inventors: **Masahito Takasuna**, Tokyo; **Mamoru Fukuda**, Yokohama, both of Japan

Primary Examiner—Wallace R. Burke
Assistant Examiner—Lisa Lichtenstein
Attorney, Agent, or Firm—Banner, Birch, McKie & Beckett

[73] Assignee: **Kabushiki Kaisha Toshiba**, Kanagawa, Japan

[57] **CLAIM**

[**] Term: **14 Years**

The ornamental design for an air conditioner, as shown and described.

[21] Appl. No.: **900,701**

DESCRIPTION

[22] Filed: **Jun. 17, 1992**

FIG. 1 is a front, bottom and right side perspective view of an air conditioner showing our new design, with the louvre in opened position;

[30] **Foreign Application Priority Data**

Jan. 31, 1992 [JP] Japan 4-2232

FIG. 2 is a front elevational view thereof, with the louvre in closed position;

[52] U.S. Cl. **D23/351**

FIG. 3 is a right side elevational view thereof, with the louvre in closed position, the left side being a mirror image;

[58] Field of Search D23/351-354,
D23/370, 371, 328, 333; 62/262, 263; 454/233,
236

FIG. 4 is a top plan view thereof, with the louvre in closed position;

[56] **References Cited**

U.S. PATENT DOCUMENTS

D. 300,173 3/1989 Fumagai et al. D23/351

FIG. 5 is a bottom plan view thereof, with the louvre in closed position; and,

D. 307,175 4/1990 Yamazaki et al. D23/351

FIG. 6 is a rear elevational view thereof.

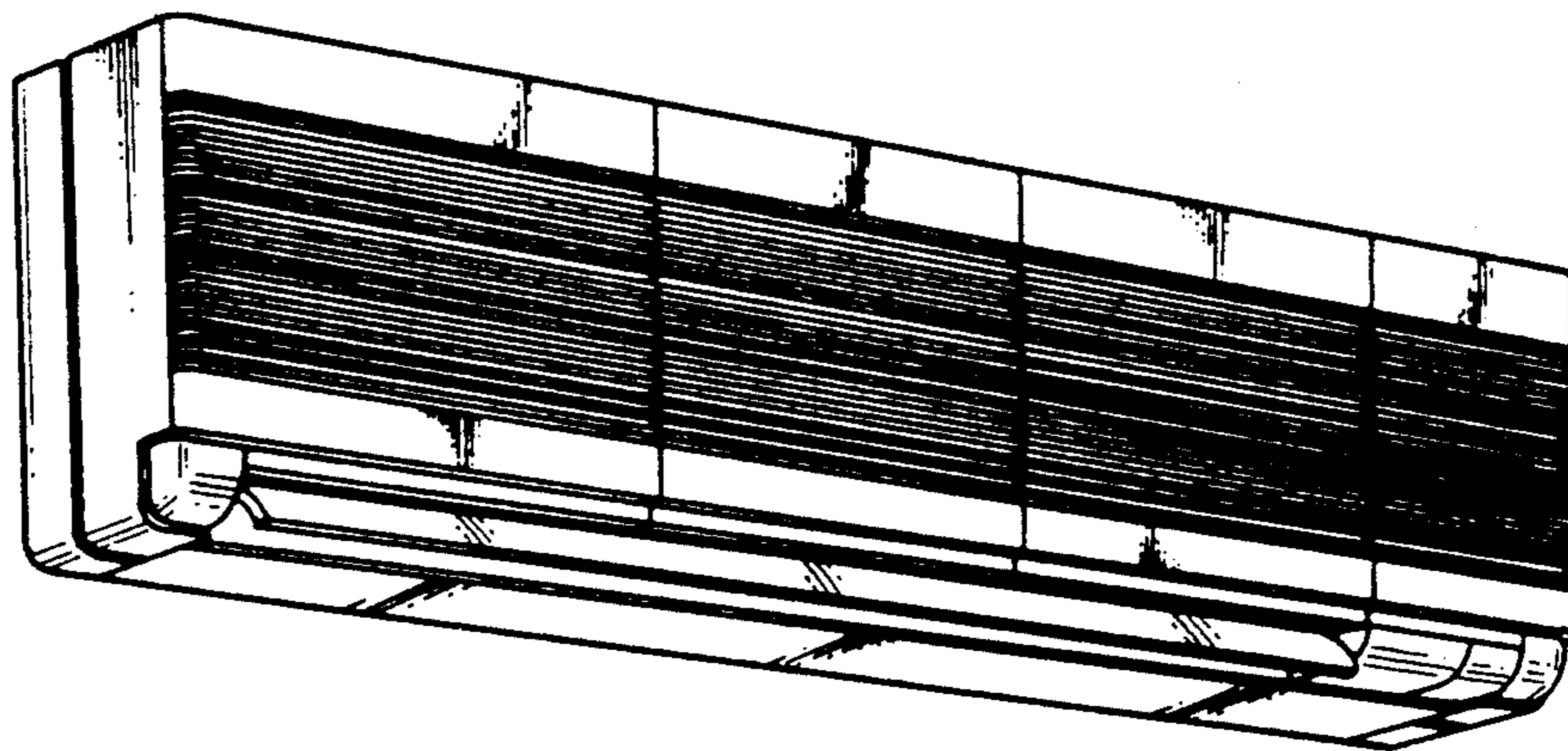


FIG.1

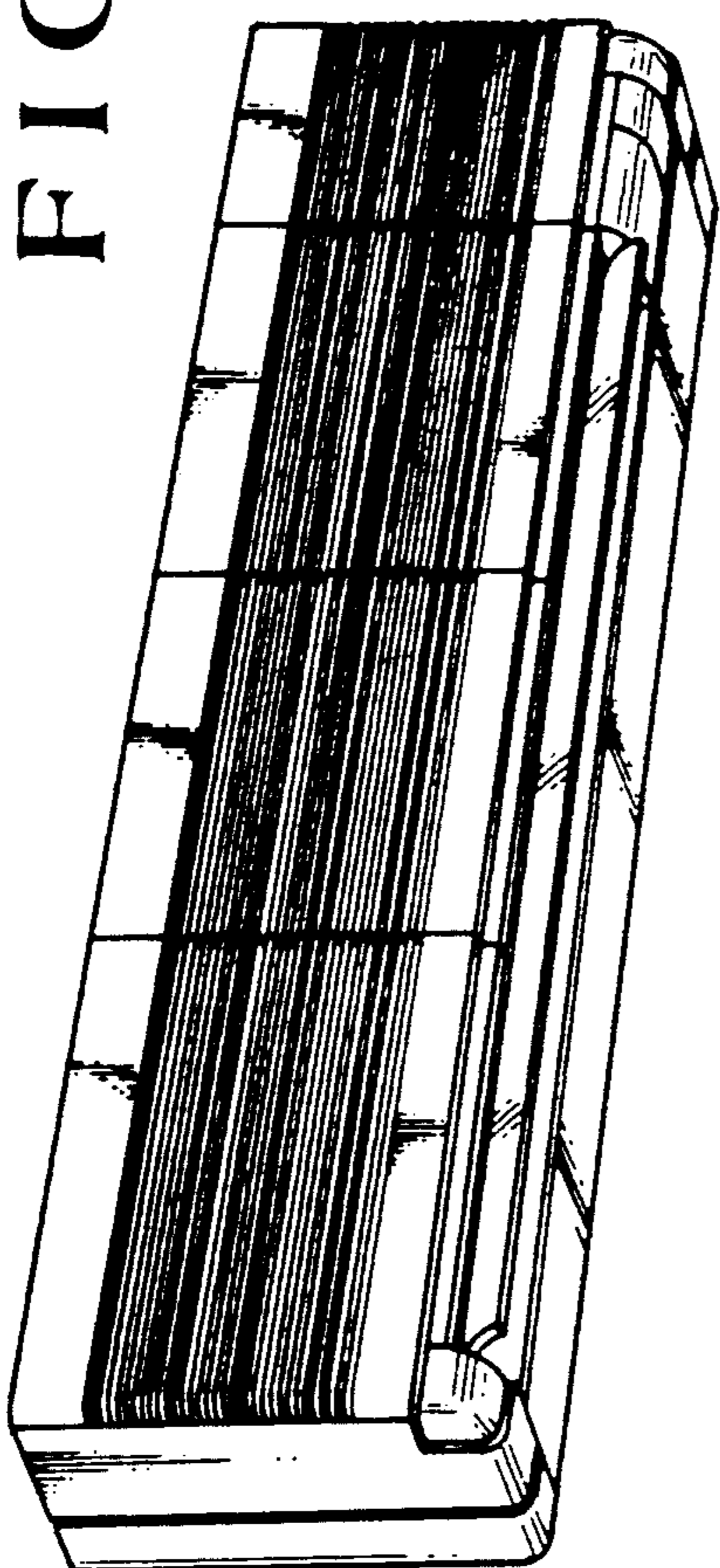


FIG.3




FIG.2

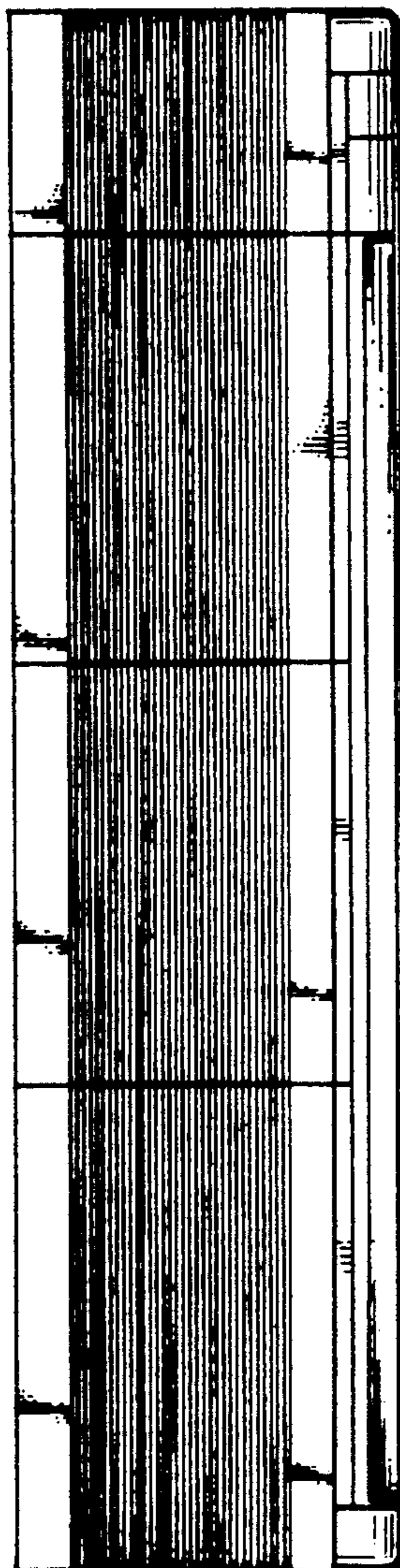


FIG.4




FIG.5



FIG.6

