



US00D341864S

United States Patent [19]

Hauglin

[11] Patent Number: **Des. 341,864**

[45] Date of Patent: **** Nov. 30, 1993**

[54] **SKI BINDING**

[75] Inventor: **Bernt-Otto Hauglin, Royken, Norway**

[73] Assignee: **Rottfella AS, Norway**

[**] Term: **14 Years**

[21] Appl. No.: **889,488**

[22] Filed: **May 27, 1992**

- D. 274,449 6/1984 Segers et al. D21/230
- D. 299,734 2/1989 Sedlmair D21/230
- D. 323,200 1/1992 Mermillod D21/230
- D. 329,267 9/1992 Arnulf D21/230

Primary Examiner—Kay H. Chin
Attorney, Agent, or Firm—Andrus, Scales, Starke & Sawall

[57] CLAIM

The ornamental design for a ski binding, as shown and described.

Related U.S. Application Data

- [63] Continuation-in-part of Ser. No. 849,147, Mar. 9, 1992.
- [52] U.S. Cl. **D21/230; D21/229**
- [58] Field of Search **D21/230, 229; 280/630, 280/11.3, 11.31, 611, 628**

[56] References Cited

U.S. PATENT DOCUMENTS

- D. 274,077 5/1984 Segers et al. D21/230

DESCRIPTION

FIG. 1 is a top plan view of a ski binding showing my new design, the broken lines are for illustrative purposes only and form no part of the claimed design;
 FIG. 2 is a side elevational view thereof, the opposite side view being a mirror image of that shown;
 FIG. 3 is a front elevational view thereof; and,
 FIG. 4 is a rear elevational view thereof.
 The undisclosed bottom is flat and unornamented.

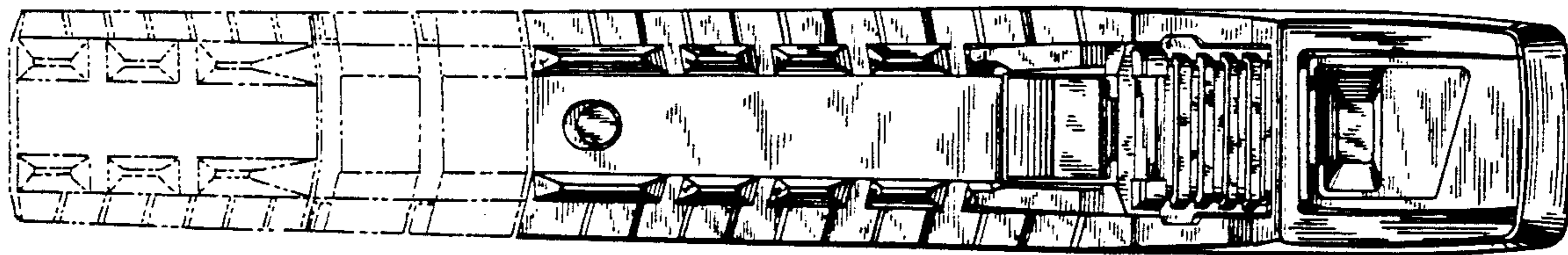


FIG. 1

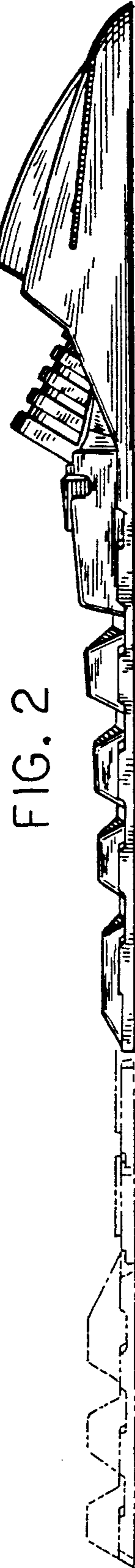
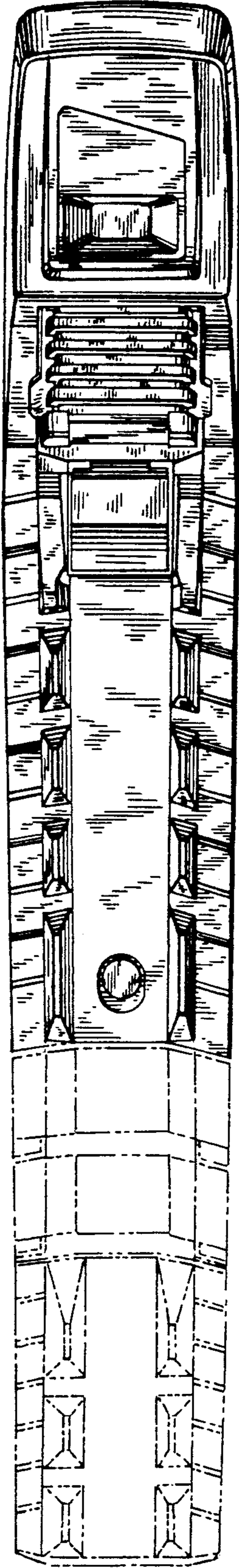


FIG. 2




FIG. 4




FIG. 3