



US00D341850S

United States Patent [19]

[11] Patent Number: **Des. 341,850**

Reddock

[45] Date of Patent: **** Nov. 30, 1993**

[54] VOICE MAIL GREETING CARD

[76] Inventor: **Roger E. Reddock**, 366 Hope St., #1, Bristol, R.I. 02809

[**] Term: **14 Years**

[21] Appl. No.: **903,189**

[22] Filed: **Jun. 25, 1992**

[52] U.S. Cl. **D19/1**

[58] Field of Search **D19/1, 2, 4, 6; 229/92.8; 40/124.1; 283/117; 446/147**

[56] References Cited

U.S. PATENT DOCUMENTS

2,292,285	8/1942	Ottofy .	
2,997,306	8/1961	Hicks .	
3,462,157	8/1969	Barnett .	
3,798,806	3/1974	Sanford	40/124.1 X
4,055,690	10/1977	Patterson	40/124.1 X
4,592,573	6/1986	Crowell	40/124.1 X
4,951,404	8/1990	Lithwick	229/92.8 X

OTHER PUBLICATIONS

Useful Arts & Handicrafts, vol. IV, Series 45 Plate 290 following p. 40, 1902.

Primary Examiner—Wallace R. Burke

Assistant Examiner—Pamela Burgess

Attorney, Agent, or Firm—Terry M. Gernstein

[57] CLAIM

The ornamental design for a voice mail greeting card, as shown and described.

DESCRIPTION

FIG. 1 is a top perspective view of the voice mail greeting card showing my new design in the open configuration;

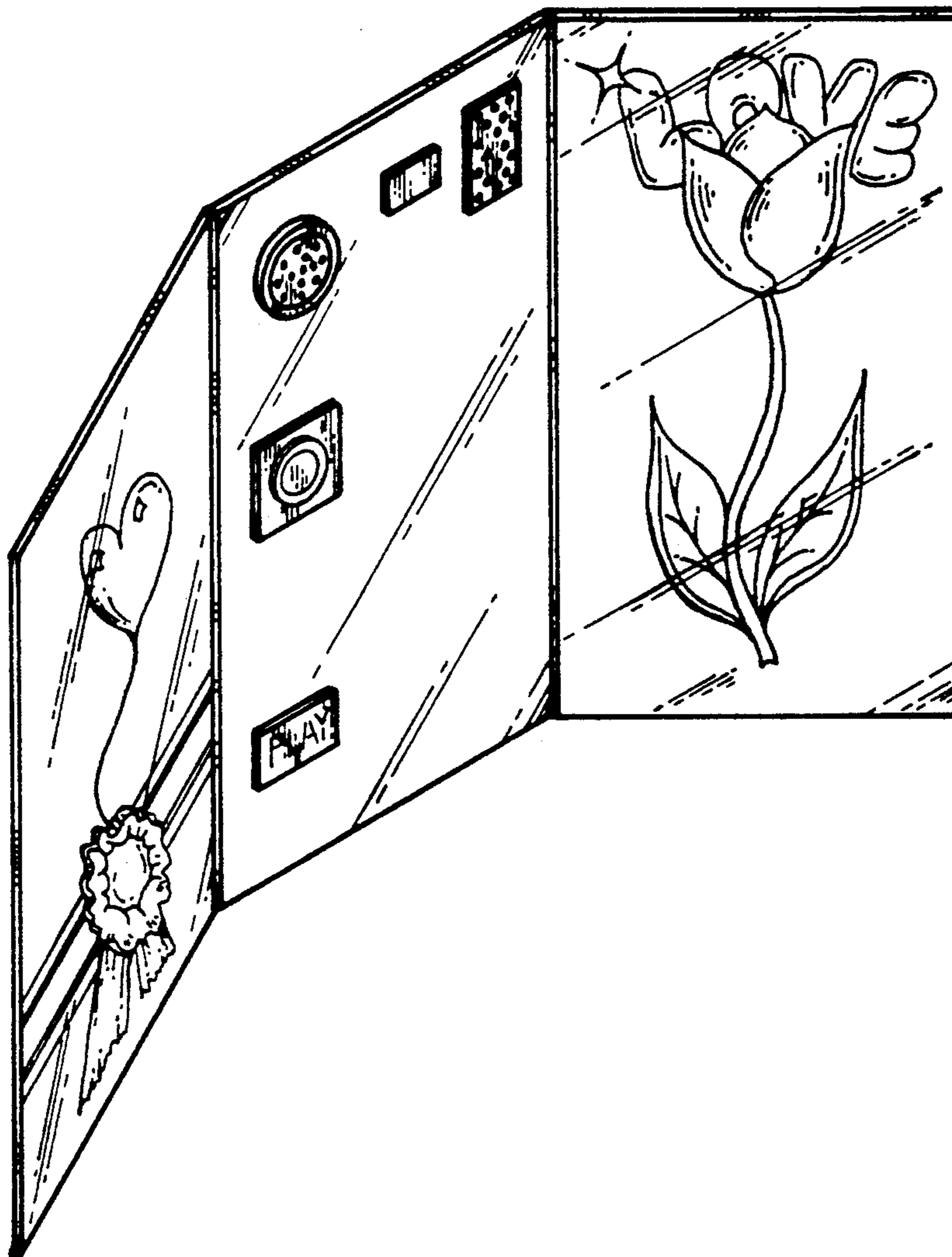
FIG. 2 is an end elevational view thereof;

FIG. 3 is an end elevational view thereof;

FIG. 4 is a rear elevational view thereof;

FIG. 5 is a front elevational view thereof; and,

FIG. 6 is a top plan view thereof, the bottom plan view being a mirror image of the top view shown in FIG. 6.



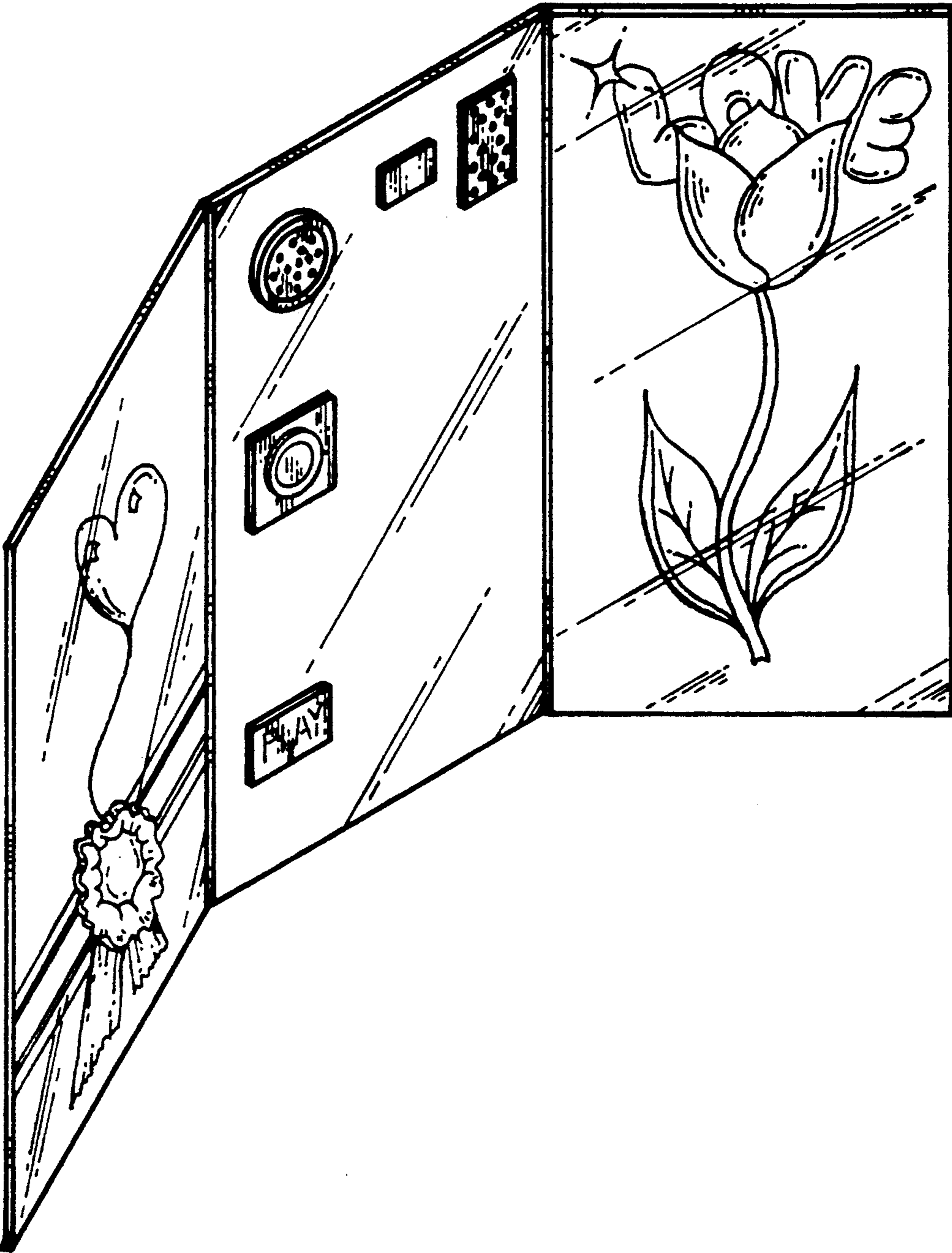


FIG. 1



FIG. 2



FIG. 3




FIG. 4




FIG. 5



FIG. 6