



US00D341797S

United States Patent [19]

[11] Patent Number: **Des. 341,797**

Perrin et al.

[45] Date of Patent: **** Nov. 30, 1993**

[54] **HANDBAG CLASP**

[56] **References Cited**

[75] Inventors: **Alain-Dominique Perrin**, Rueil Malmaison; **Jacques Diltoer**, Villeneuve la Garenne, both of France

U.S. PATENT DOCUMENTS

- D. 104,520 5/1937 Allison D11/222
- D. 125,617 3/1941 Goldsmith D3/54
- D. 140,369 2/1945 Rose D11/31
- D. 239,312 3/1976 Foreman D11/31
- D. 286,990 12/1986 Burlingham D11/1
- D. 301,559 6/1989 Wood D11/2
- D. 311,157 10/1990 Boivin D11/202

[73] Assignee: **Cartier International B.V.**, Amsterdam, Netherlands

Primary Examiner—A. Hugo Word
Assistant Examiner—R. Seifert
Attorney, Agent, or Firm—Cushman Darby & Cushman

[**] Term: **14 Years**

[57] CLAIM

[21] Appl. No.: **646,929**

The ornamental design for a handbag clasp, as shown.

[22] Filed: **Jan. 28, 1991**

DESCRIPTION

[30] Foreign Application Priority Data

- Jul. 27, 1990 [FR] France 904899
- [52] U.S. Cl. D11/206
- [58] Field of Search D11/1-2, D11/31, 49, 200-202, 206, 208, 222, 224, 231-234, 236; 24/163; D3/49, 50, 54

FIG. 1 is a front elevational view of a handbag clasp showing my new design;
FIG. 2 is a top plan view thereof;
FIG. 3 is a bottom plan view thereof;
FIG. 4 is a rear elevational view thereof;
FIG. 5 is a left side elevational view thereof; and,
FIG. 6 is a right side elevational view thereof.

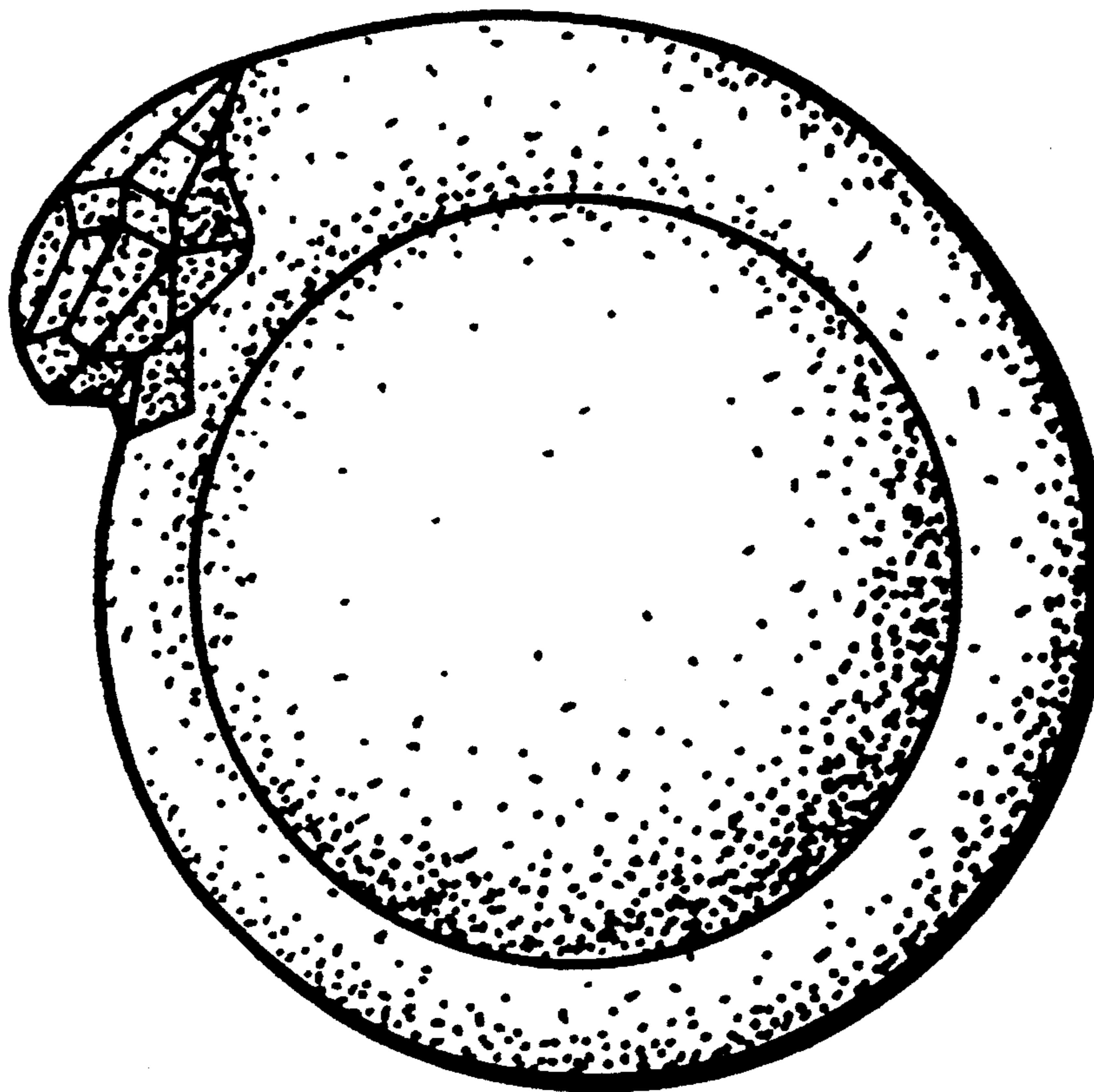


FIG. 4

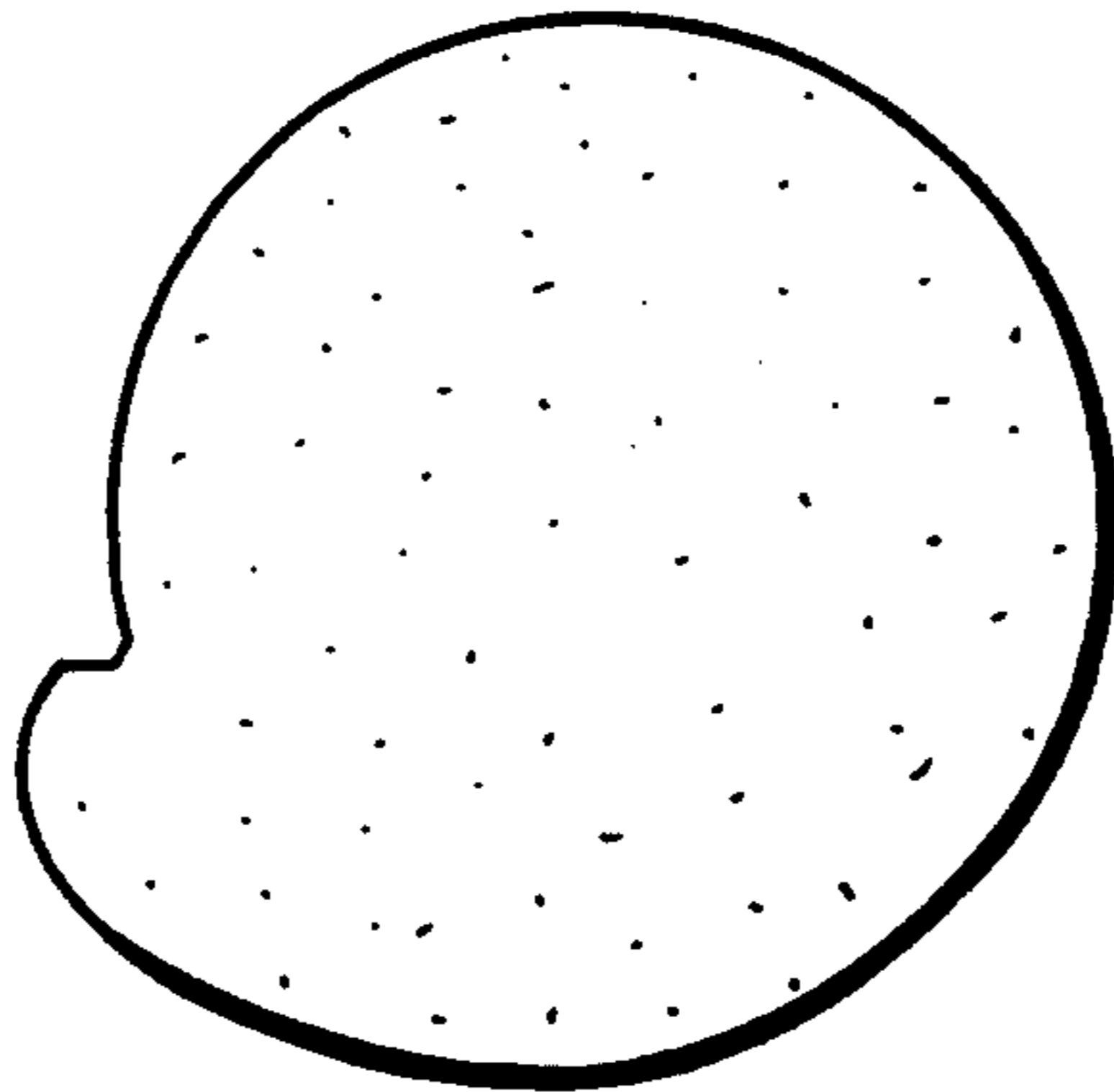


FIG. 3



FIG. 6

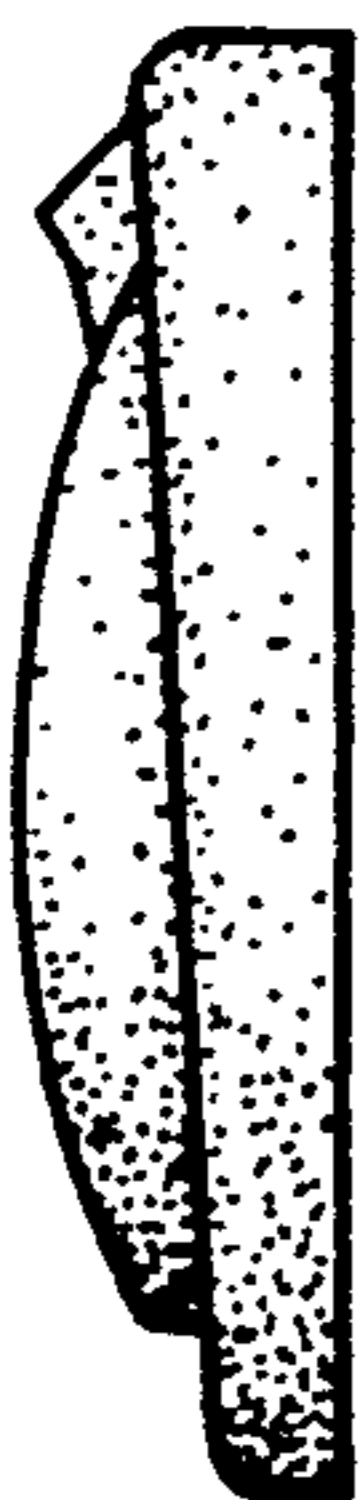


FIG. 1

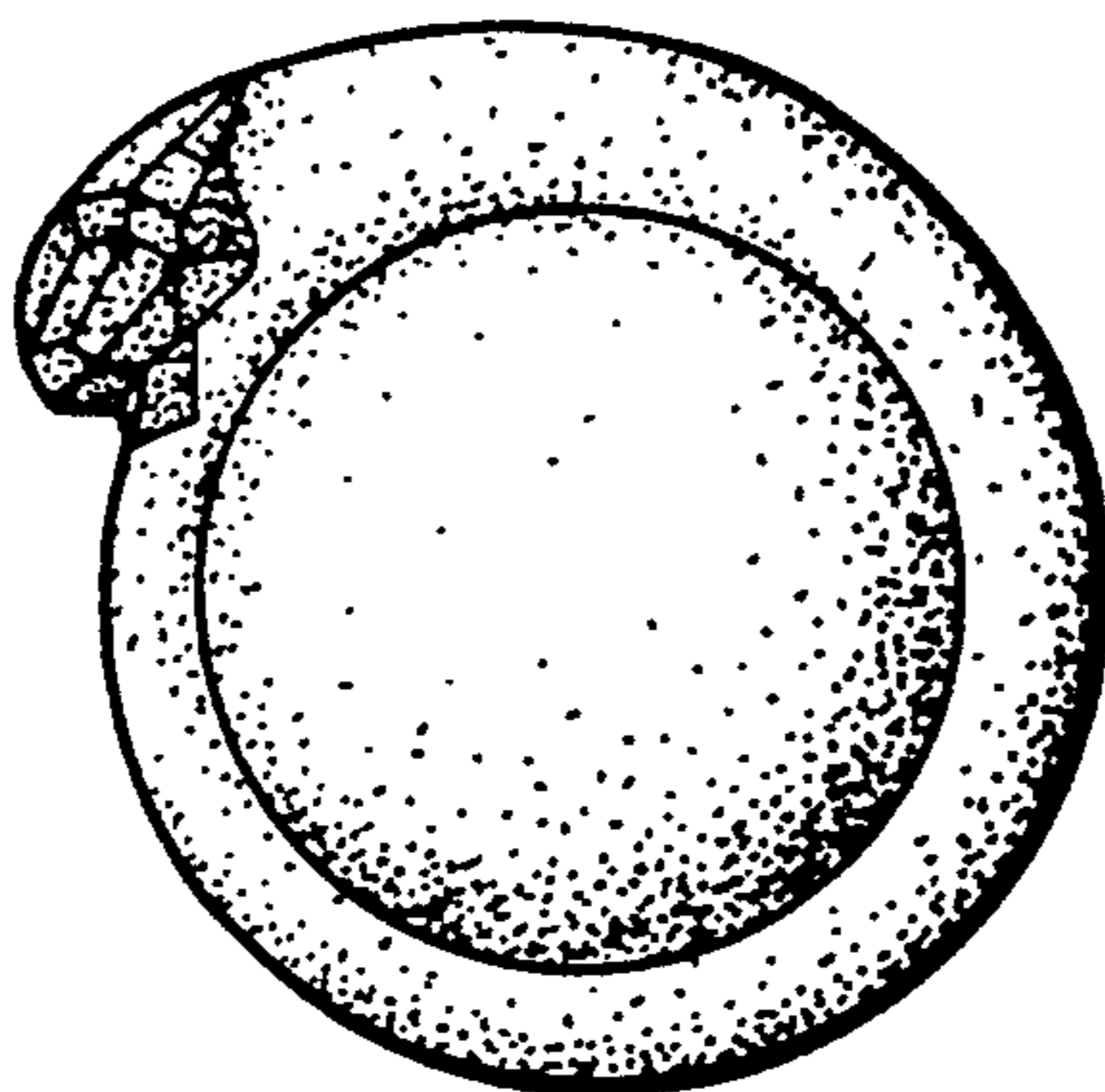


FIG. 5



FIG. 2

