



US00D341793S

United States Patent [19]

[11] Patent Number: **Des. 341,793**

Puterbaugh et al.

[45] Date of Patent: **** Nov. 30, 1993**

[54] **PUNK HOLDER**

D. 284,212 6/1986 Arnold D23/367
1,899,241 2/1933 Marr D21/114 X

[76] Inventors: **Joyce M. Puterbaugh**, 1240 Briar La.;
Emily L. Balonis, 1421 W. Front St.,
both of Berwick, Pa. 18603

OTHER PUBLICATIONS

Miles Kimball Co. 1986 Catalog, p. 18, saltbox playhouse lower right corner, Copy in F-12 Box in Design Library.

[**] Term: **14 Years**

Primary Examiner—Alan P. Douglas
Assistant Examiner—Jeffrey Asch
Attorney, Agent, or Firm—S. Michael Bender

[21] Appl. No.: **679,344**

[22] Filed: **Apr. 2, 1991**

[52] U.S. Cl. **D11/131.1; D6/450;**
D26/16

[57] CLAIM

The ornamental design for a punk holder, as shown and described.

[58] Field of Search **D26/16, 9; D11/131.1;**
D25/23, 29; D21/114; D6/450; D9/322;
D23/367; 422/125, 126

DESCRIPTION

[56] References Cited

U.S. PATENT DOCUMENTS

D. 53,226	4/1919	Scott	D11/131.1
D. 65,293	7/1924	Morita	D11/131.1
D. 83,726	3/1931	Gifford	D6/450
D. 103,484	3/1937	Rosefield	D9/322
D. 191,673	10/1961	Gabriel	D21/114
D. 255,131	5/1980	Gordon, Sr.	D21/114
D. 261,975	11/1981	Sauls	D25/23 X
D. 265,850	8/1982	Bradford	D21/114 X

FIG. 1 is a front elevational view of the punk holder showing our new design;
FIG. 2 is a rear elevational view thereof;
FIG. 3 is a right side elevational view thereof;
FIG. 4 is a left side elevational view thereof;
FIG. 5 is a top plan view thereof;
FIG. 6 is a bottom plan view thereof; and,
FIG. 7 is a perspective view thereof taken from above the showing of punks by means of broken lines being for illustrative purposes only.

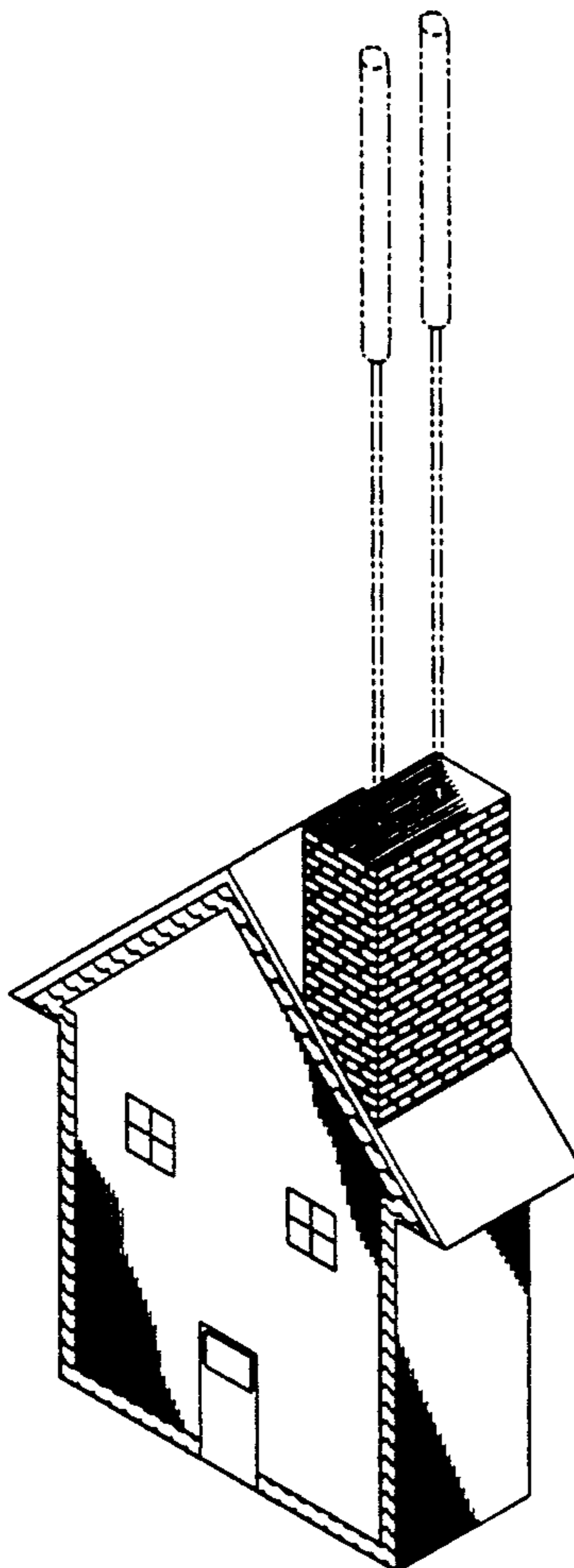


FIG. 1




FIG. 2

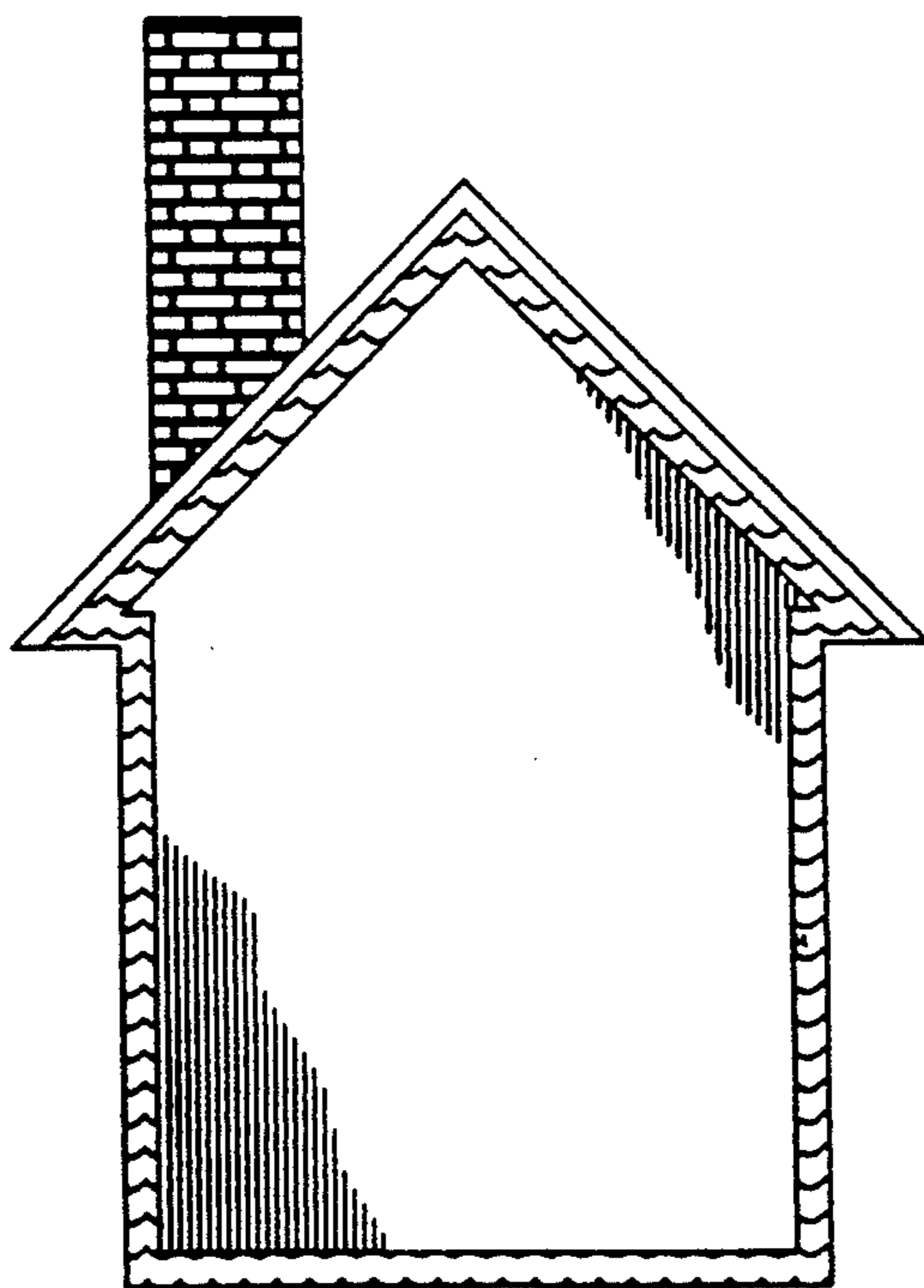


FIG. 3

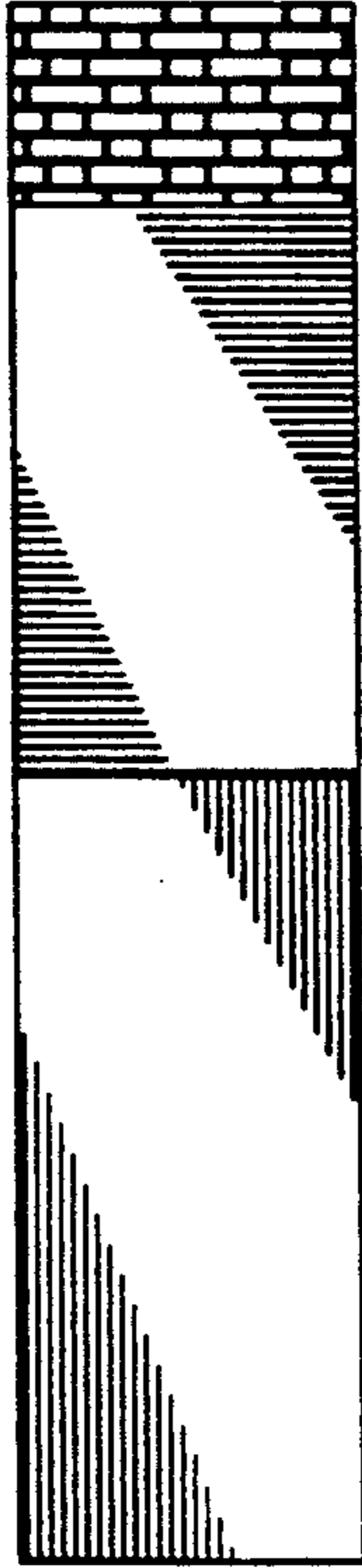


FIG. 4




FIG. 5

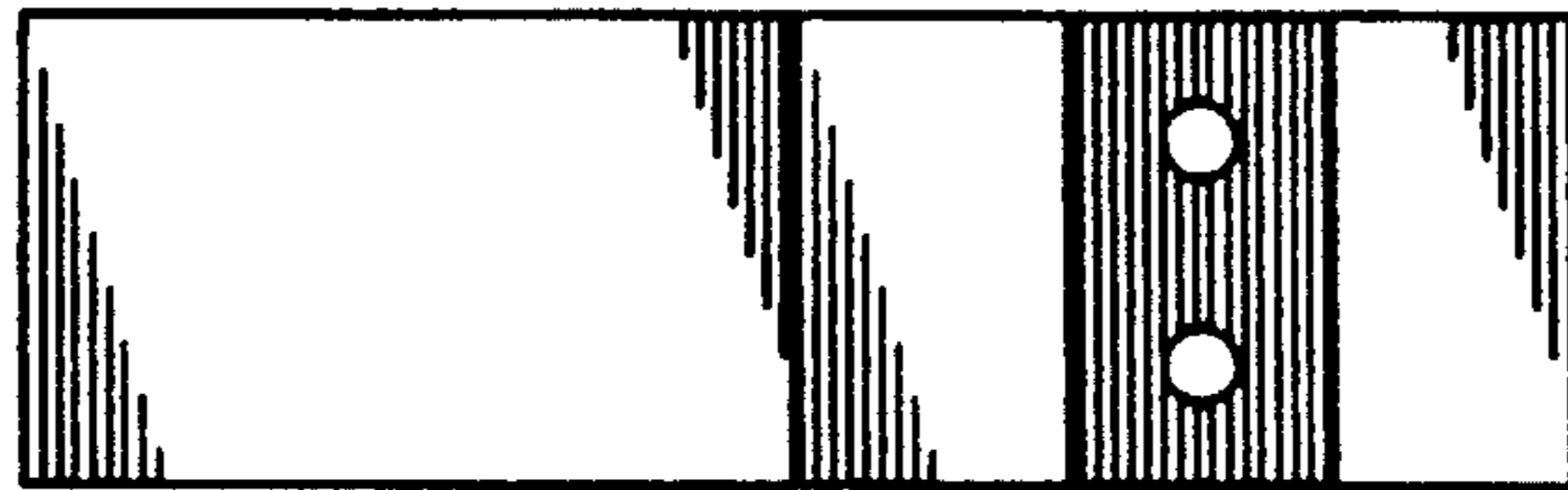


FIG. 6




FIG. 7

