



US00D341765S

# United States Patent [19]

[11] Patent Number: **Des. 341,765**

**Thomas**

[45] Date of Patent: **\*\* Nov. 30, 1993**

[54] **TOILET SEAT LIFTING HANDLE**

2,473,082	6/1949	Warner	4/246.3
4,951,324	8/1990	Lirette	4/246.1
5,150,483	9/1992	Lochrip	4/246.1

[76] Inventor: **Quentin V. Thomas**, 144 Holm Rd.  
#63, Watsonville, Calif. 95076

*Primary Examiner*—James R. Largen  
*Attorney, Agent, or Firm*—Leon Gildea

[\*\*] Term: **14 Years**

[21] Appl. No.: **669,298**

[57] **CLAIM**

[22] Filed: **Mar. 14, 1991**

The ornamental design for a toilet seat lifting handle, as shown and described.

[52] U.S. Cl. .... **D8/307**

[58] Field of Search ..... **D23/309-312,**  
**D23/238-243, 250-254; 4/246.1-246.5;**  
**D8/107, 300, 306-320; 16/110, 118, 121**

**DESCRIPTION**

[56] **References Cited**

**U.S. PATENT DOCUMENTS**

D. 287,616	1/1987	Marcomb	D23/311
D. 327,614	7/1992	Banks et al.	D8/107
D. 330,411	10/1992	Balke	D23/311
D. 331,184	11/1992	Walker	D8/307
D. 331,185	11/1992	Walker	D8/307
1,999,070	4/1935	Svedelius	4/246.5
2,042,276	5/1936	Revers	4/246.3
2,251,770	8/1941	Warner	4/246.3

FIG. 1 is a front elevational view of the toilet seat lifting handle showing my new design;  
FIG. 2 is a rear elevational view thereof;  
FIG. 3 is a left side elevational view thereof;  
FIG. 4 is a right side elevational view thereof;  
FIG. 5 is a top plan view thereof;  
FIG. 6 is a bottom plan view thereof; and,  
FIG. 7 is a perspective view thereof showing the lifting handle in use.

The broken line representation of a toilet, toilet seat and toilet seat cover in FIG. 7 is for purposes of illustration only and forms no part of the claimed design.

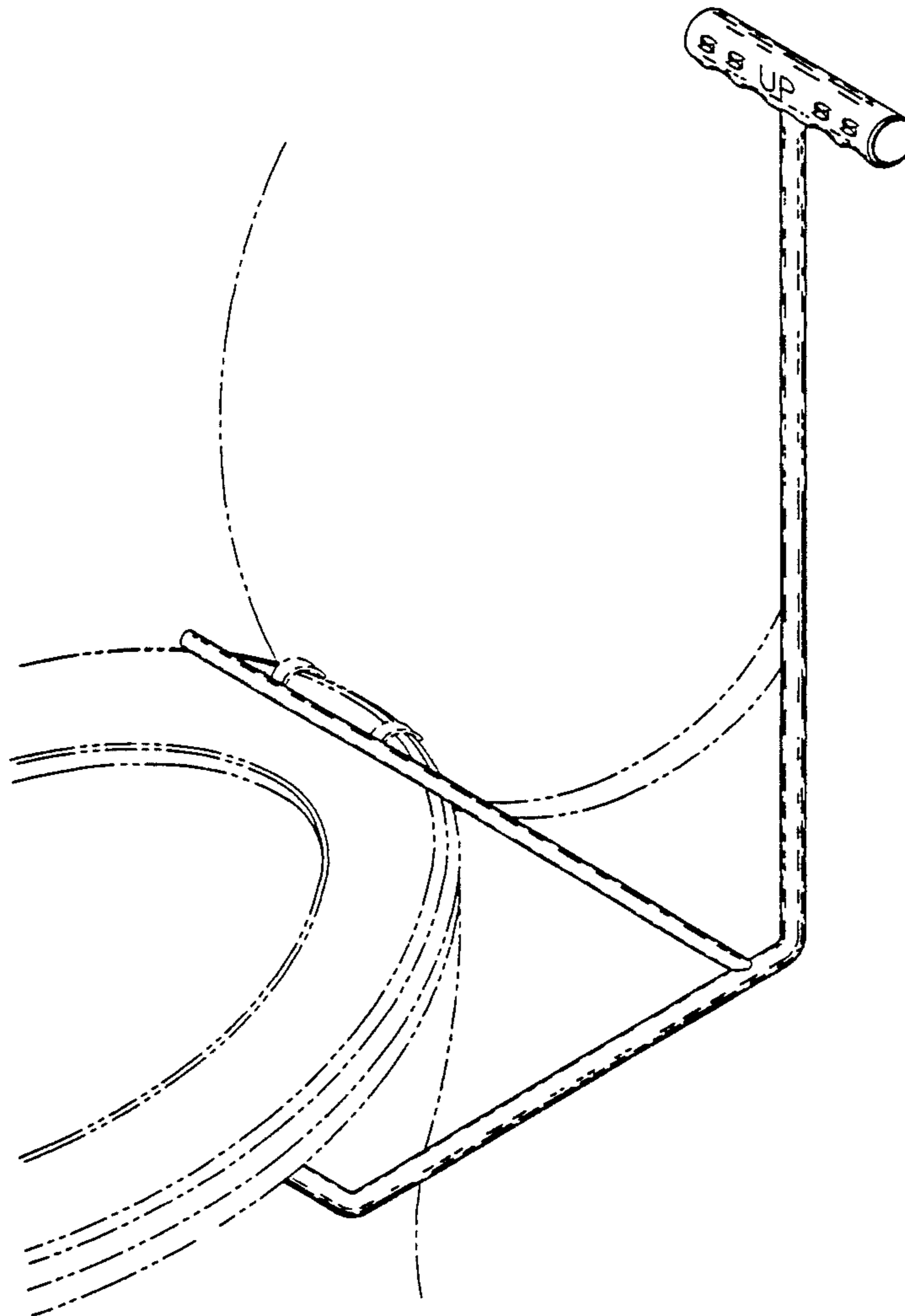


FIG. 1

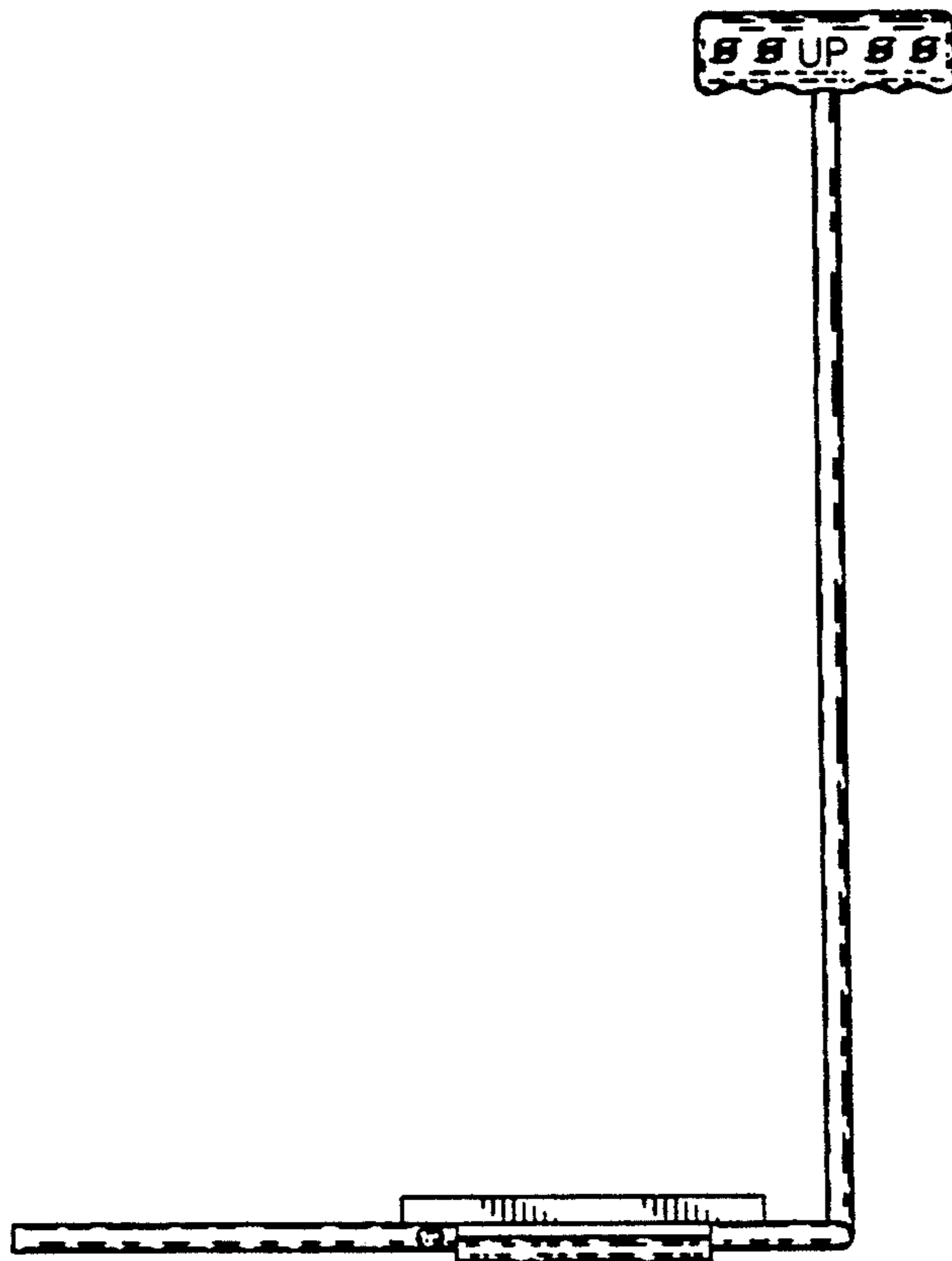


FIG. 2




FIG. 3




FIG. 4




FIG. 5

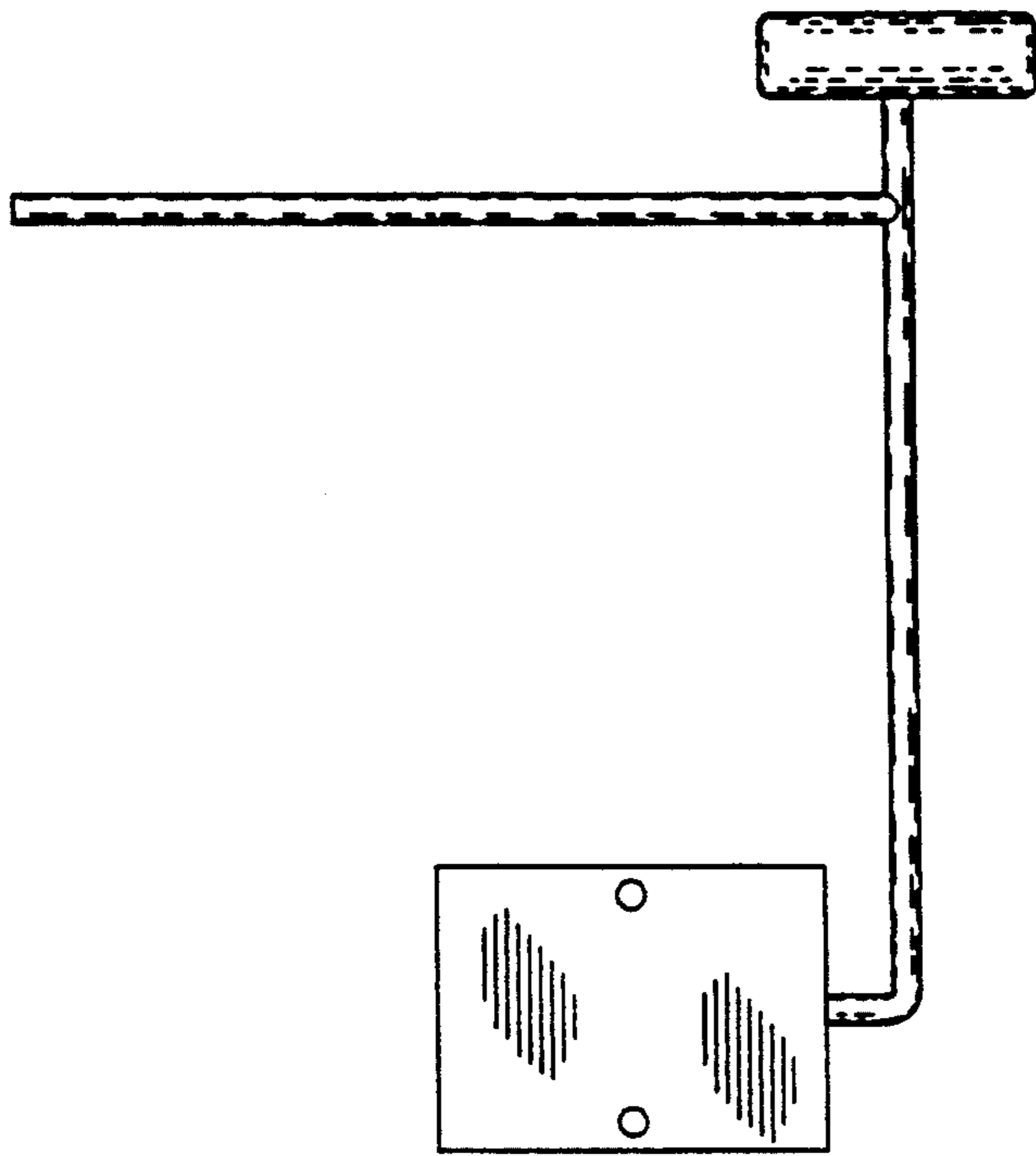


FIG. 6

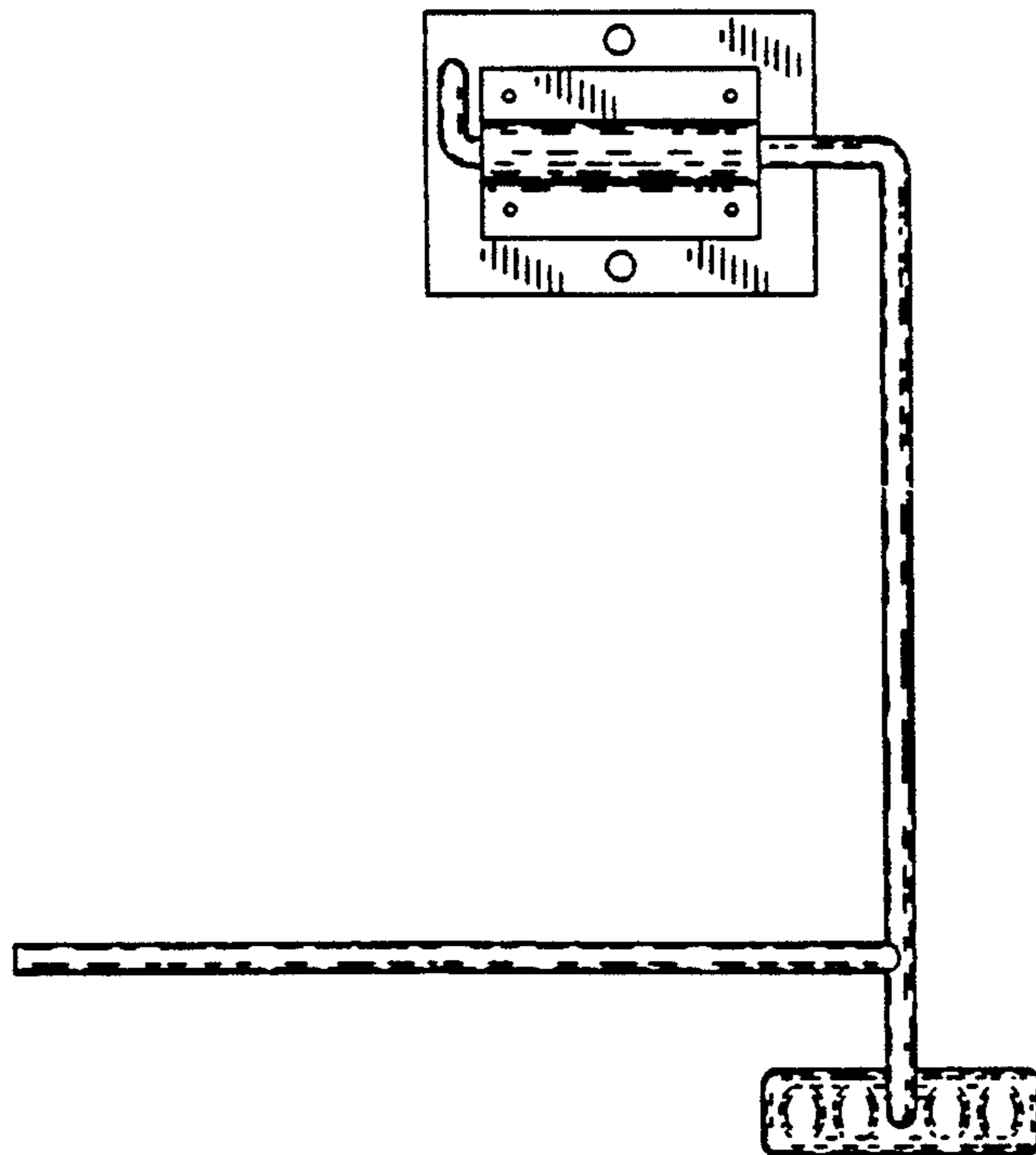


FIG. 7

