



US00D341742S

# United States Patent [19]

[11] Patent Number: **Des. 341,742**

**Ornatowski**

[45] Date of Patent: **\*\* Nov. 30, 1993**

[54] SOAP DISPENSER

3,349,967 10/1967 Schneller ..... 222/180  
4,573,612 3/1968 Maddison et al. .... 222/94

[76] Inventor: **Raymond L. Ornatowski, 70280  
Fairfield Dr., Edwardsburg, Mich.  
49112**

*Primary Examiner*—Brian N. Vinson  
*Attorney, Agent, or Firm*—James D. Hall; Thomas J.  
Dodd; R. Tracy Crump

[\*\*] Term: **14 Years**

[57] **CLAIM**

[21] Appl. No.: **2,026**

The ornamental design for a soap dispenser, as shown  
and described.

[22] Filed: **Nov. 30, 1992**

[52] U.S. Cl. .... **D6/545; D6/544**

[58] Field of Search ..... **D6/542-545;**  
**222/94, 105, 129, 135, 156, 173, 180-181, 185,**  
**630-631; 221/282-286**

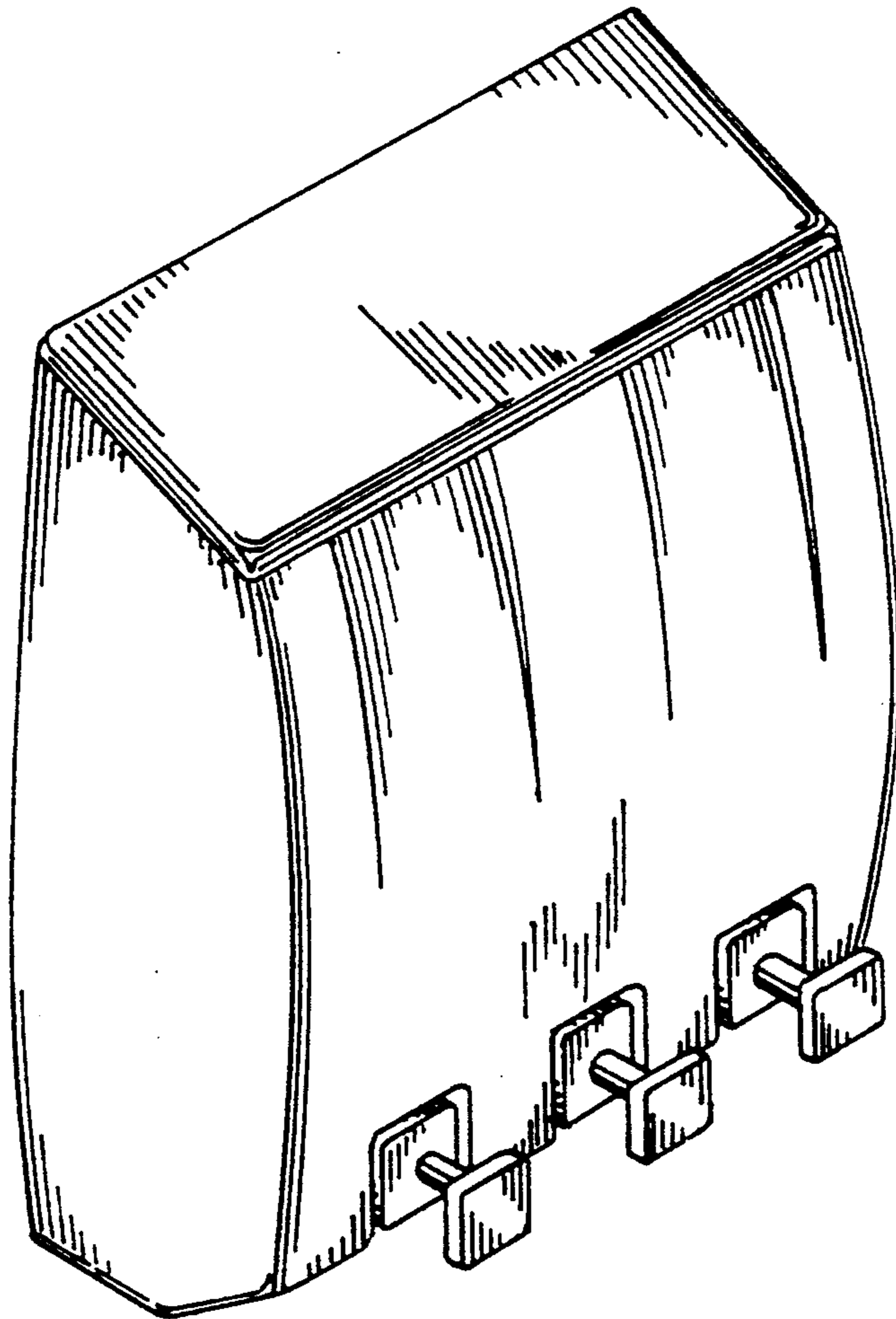
**DESCRIPTION**

[56] **References Cited**

**U.S. PATENT DOCUMENTS**

- D. 246,212 11/1977 Keck et al. .... D6/544
- D. 252,783 9/1979 Rizzuto ..... D6/544
- D. 279,530 7/1985 van Brelow ..... D6/545
- D. 299,399 1/1989 Lippman ..... D6/545
- D. 324,619 3/1992 Comstock ..... D6/544

FIG. 1 is a perspective view of a soap dispenser show-  
ing my new design;  
FIG. 2 is a right side elevation view thereof with the left  
side elevation view being a mirror image thereof;  
FIG. 3 is a front elevational view thereof, the rear being  
plain and unornamented;  
FIG. 4 is a top plan view thereof; and,  
FIG. 5 is a bottom plan view thereof.  
The rear of the soap dispenser is substantially unorna-  
mented.






FIG. 3

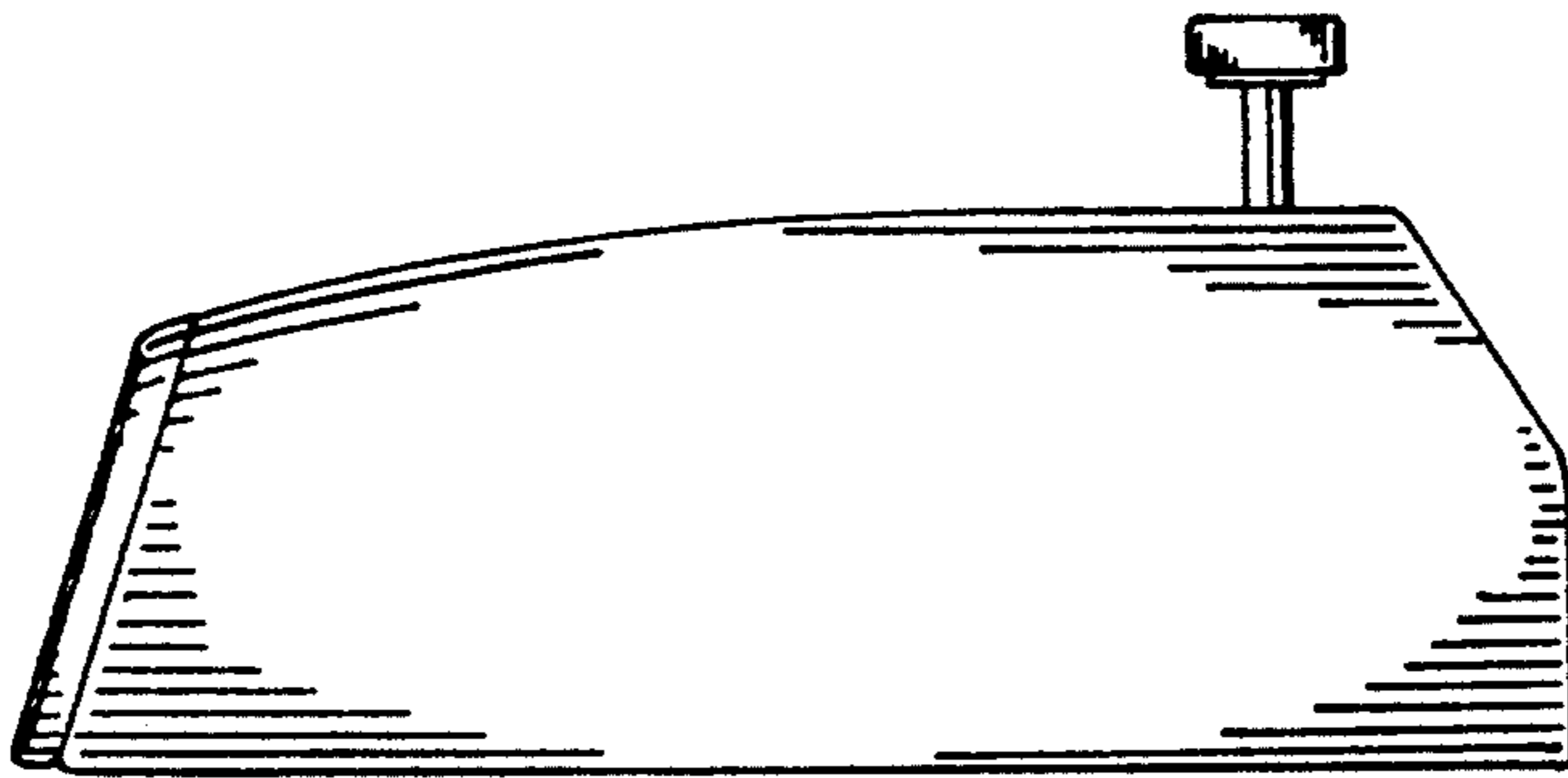


FIG. 2




FIG. 1

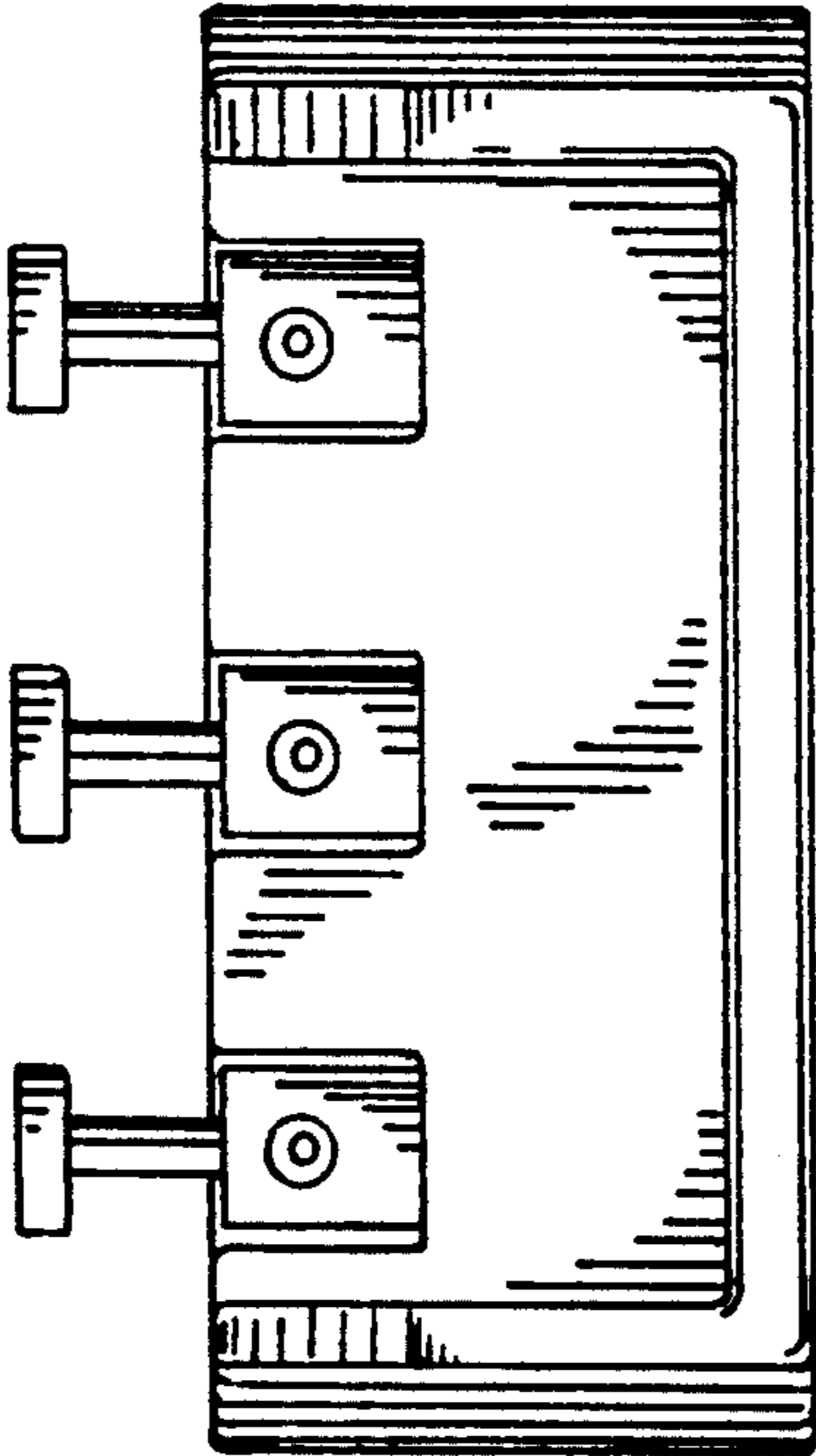


FIG. 4

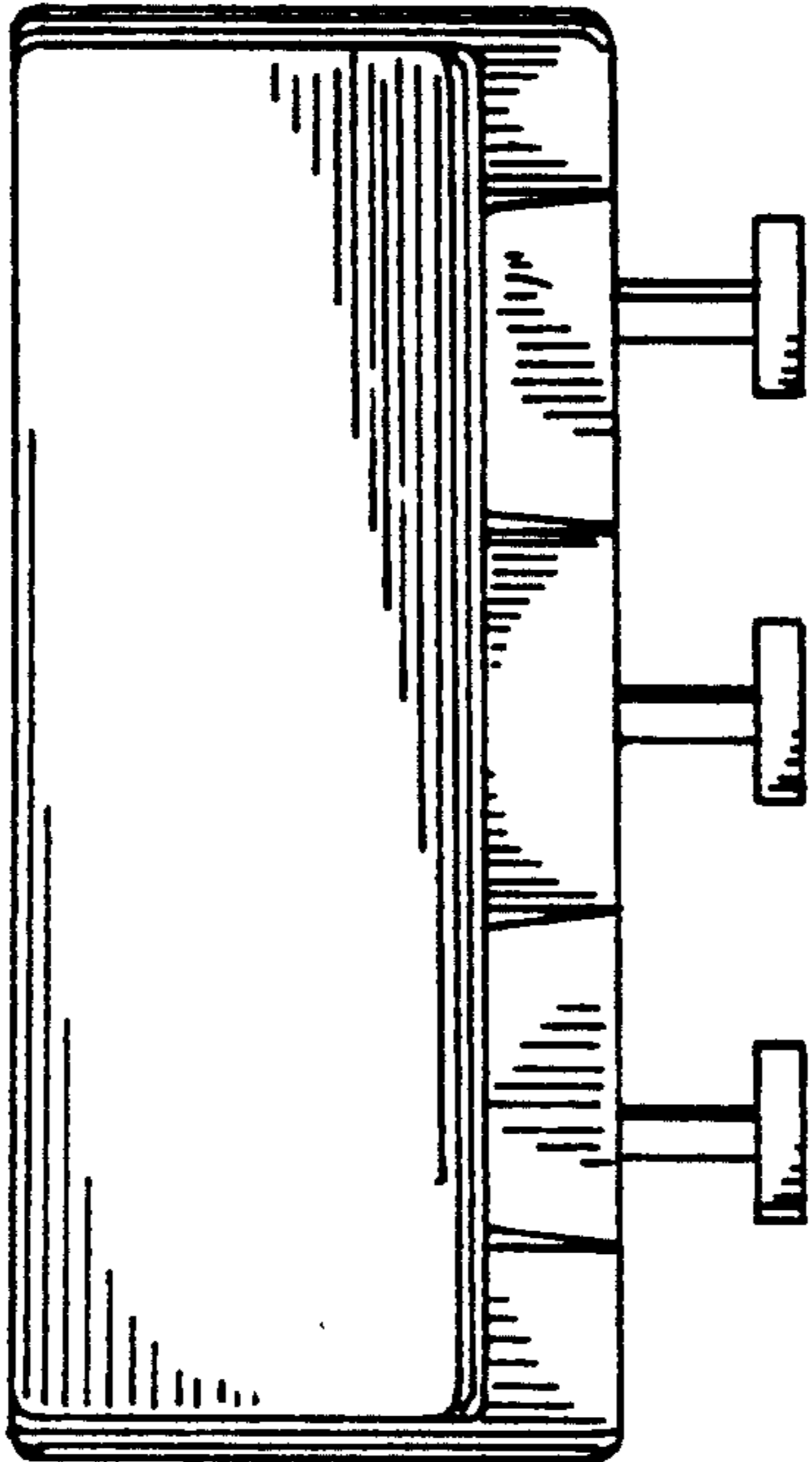


FIG. 5