



US00D341722S

United States Patent [19]

[11] Patent Number: **Des. 341,722**

Carranza

[45] Date of Patent: **** Nov. 30, 1993**

[54] **FRAME FOR A MIRROR**

[76] Inventor: **Victor Carranza**, Calle 2, #31
Colonia Independencia Mexico, DF
03630, Mexico

[**] Term: **14 Years**

[21] Appl. No.: **724,955**

[22] Filed: **Jul. 2, 1991**

[52] U.S. Cl. **D6/303; D6/309**

[58] Field of Search **D6/300-303,
D6/306-314; 40/152, 154, 158.1, 156, 160, 153**

[56] **References Cited**

U.S. PATENT DOCUMENTS

D. 23,654	9/1894	Mosman	D6/306
D. 158,482	5/1950	Mandel	D6/300 X
D. 328,572	8/1992	Dudley	D6/303 X
D. 332,596	1/1993	Corey	D6/303 X

Primary Examiner—Nelson C. Holtje

Assistant Examiner—J. E. Seeger
Attorney, Agent, or Firm—Cohen, Pontani, Lieberman,
Pavane

[57] **CLAIM**

The ornamental design for a frame for a mirror, as shown and described.

DESCRIPTION

FIG. 1 is a top plan view of a frame for a mirror, showing my new design, the broken lines are for environmental purposes only and form no part of the claimed design;

FIG. 2 is a side elevational view thereof, as seen from the right side in FIG. 1;

FIG. 3 is an end elevational view thereof, as seen from the top in FIG. 1;

FIG. 4 is a bottom plan view thereof;

FIG. 5 is another side elevational view thereof, as seen from the left side in FIG. 1; and,

FIG. 6 is another end elevational view thereof, as seen from the bottom in FIG. 1.




FIG. 1

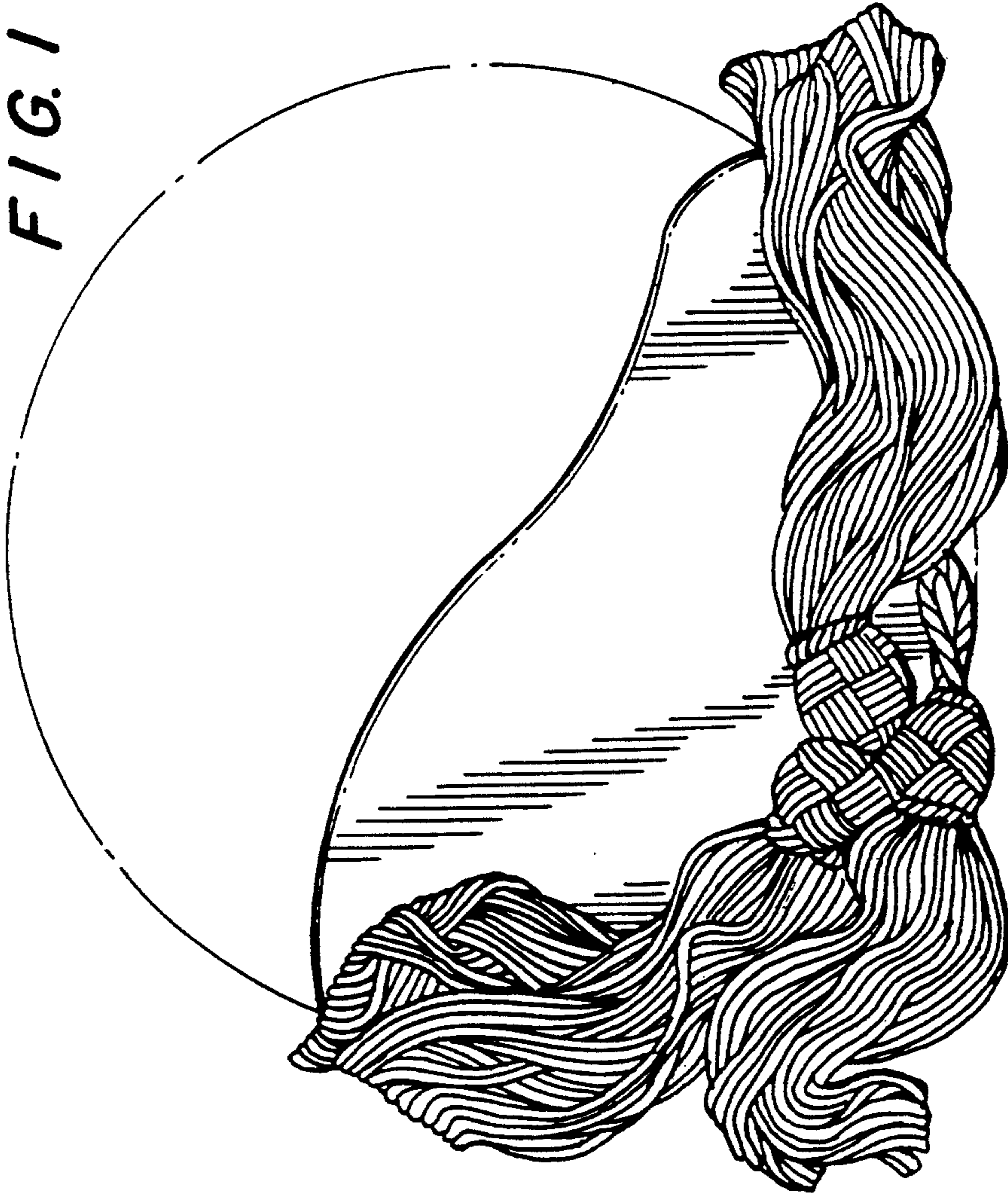


FIG. 2




FIG. 3



FIG. 5



FIG. 4

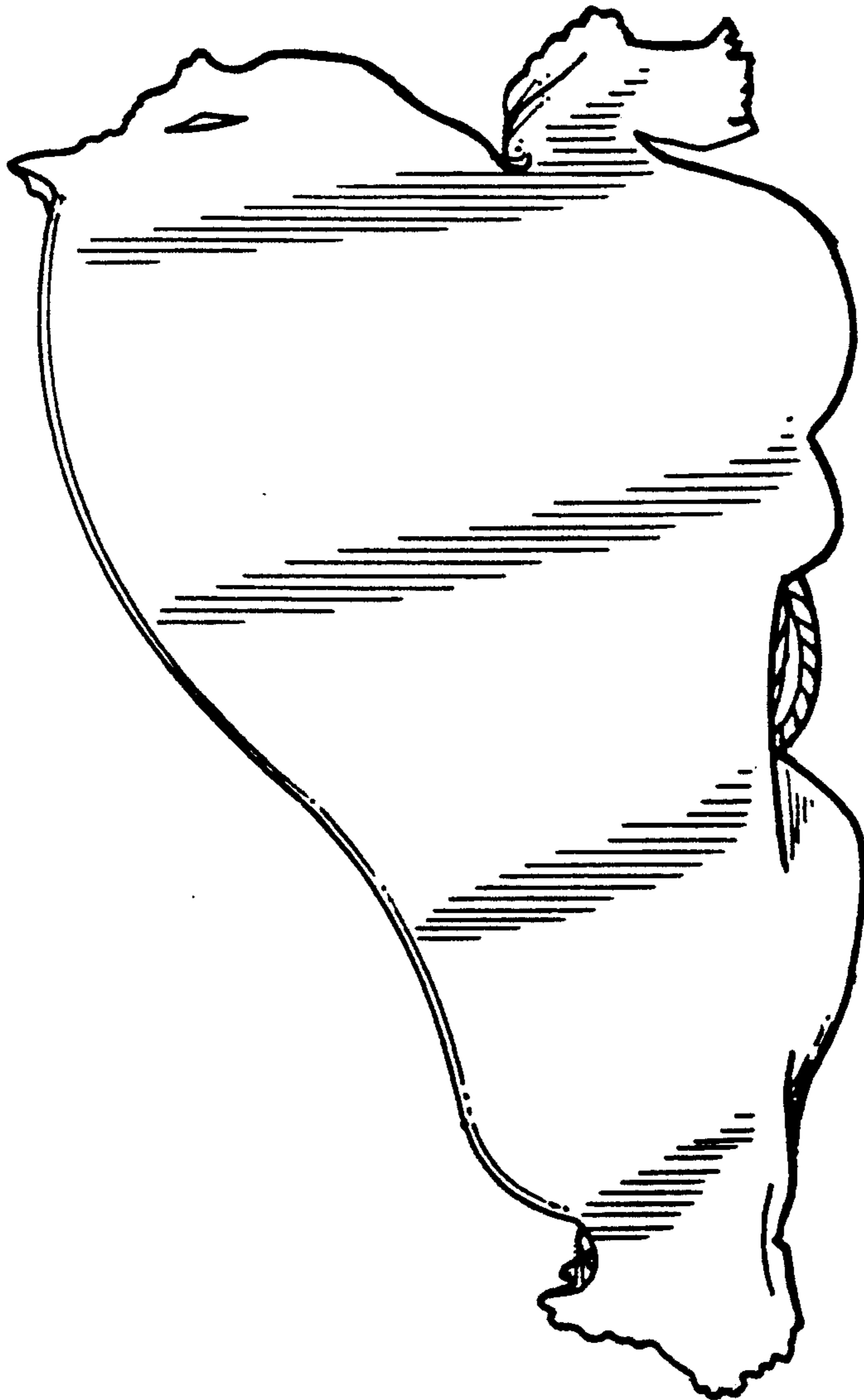


FIG. 6

