



US00D341716S

# United States Patent [19]

[11] Patent Number: **Des. 341,716**

**Jeffress**

[45] Date of Patent: **\*\* Nov. 30, 1993**

## [54] KEYHOLDER

[76] Inventor: **Tammy K. Jeffress**, 6421 Madison St., Merriville, Ind. 46410

[\*\*] Term: **14 Years**

[21] Appl. No.: **709,404**

[22] Filed: **Jun. 3, 1991**

[52] U.S. Cl. .... **D3/65**

[58] Field of Search ..... **D3/61-65,**  
**D3/103; 70/456 R, 456 B, 457, 458, 459, 460;**  
**24/3 K, 3 L, 3 M, 298-302**

## [56] References Cited

### U.S. PATENT DOCUMENTS

D. 170,961 12/1953 Blish ..... D3/61  
D. 309,830 8/1990 Kraus ..... D3/62

## OTHER PUBLICATIONS

The Jewelart Collection Catalog, center p. 45.

*Primary Examiner*—A. Hugo Word

*Assistant Examiner*—R. Seifert

*Attorney, Agent, or Firm*—Leon Gilden

## [57] CLAIM

The ornamental design for a keyholder, as shown and described.

## DESCRIPTION

FIG. 1 is a front elevational view of the key holder showing my new design;

FIG. 2 is a rear elevational view thereof;

FIG. 3 is a left side elevational view thereof;

FIG. 4 is a right side elevational view thereof;

FIG. 5 is a top plan view thereof;

FIG. 6 is a bottom plan view thereof; and,

FIG. 7 is a perspective view thereof.

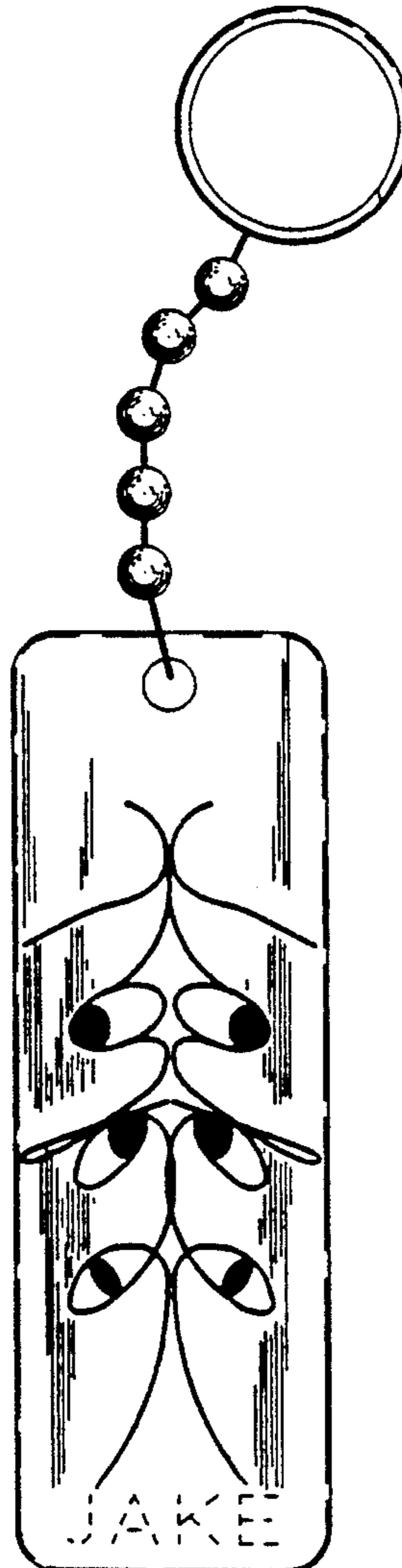


FIG. 1

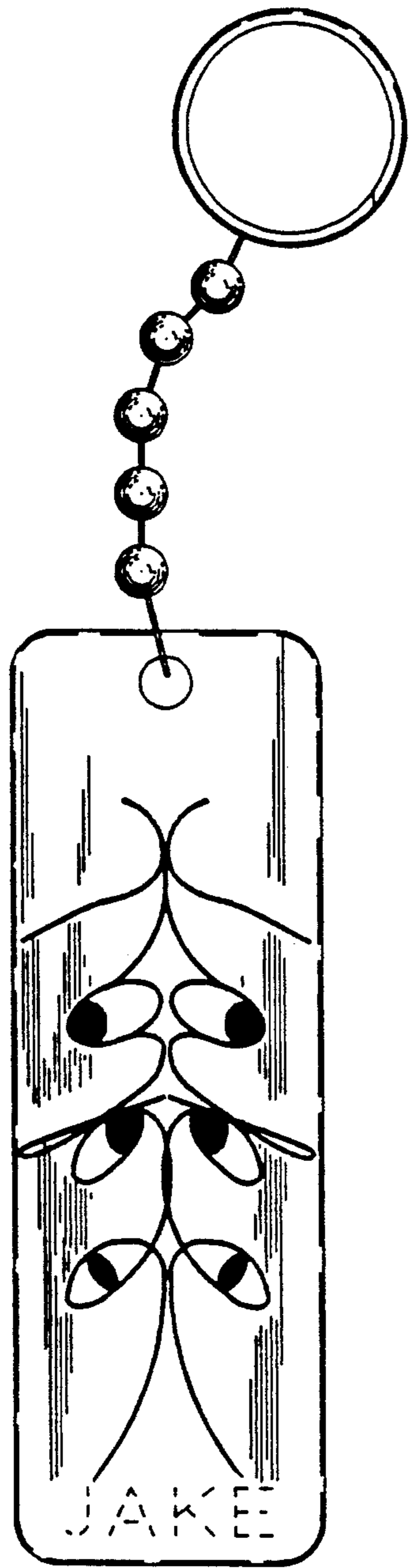


FIG. 2

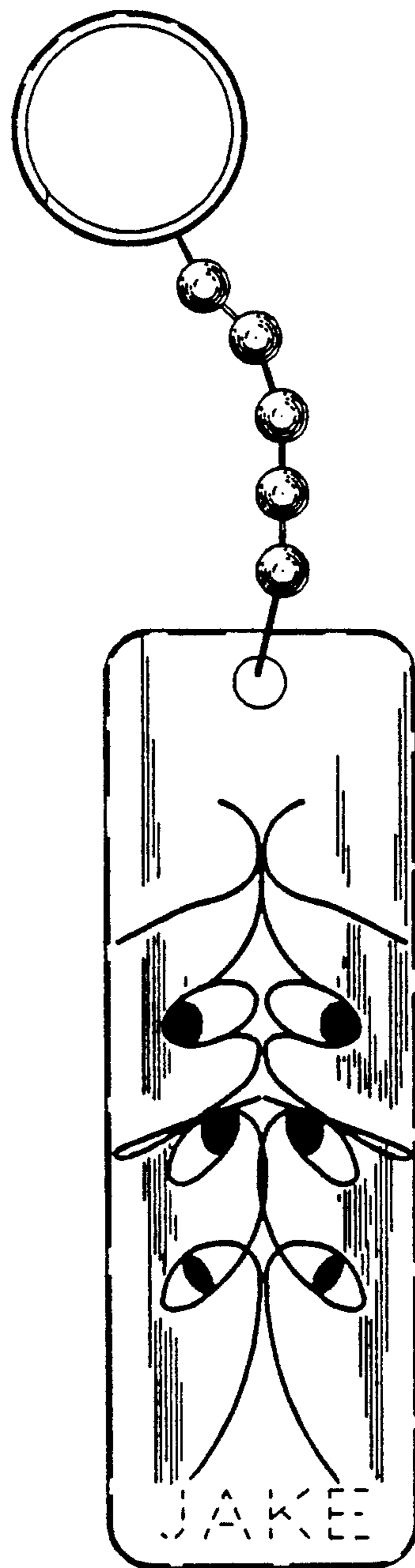


FIG. 3

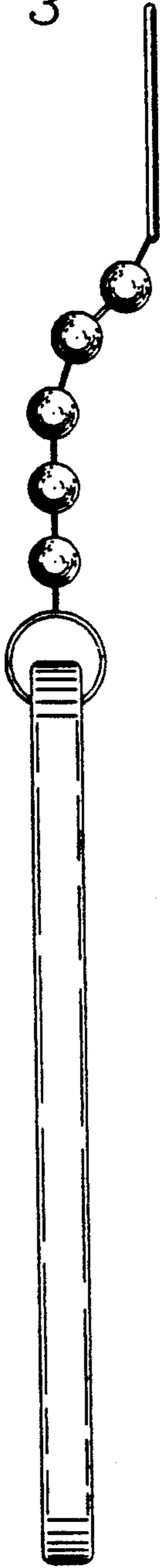
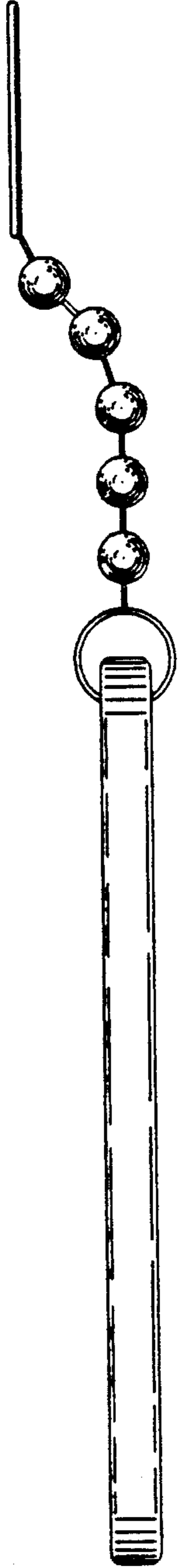
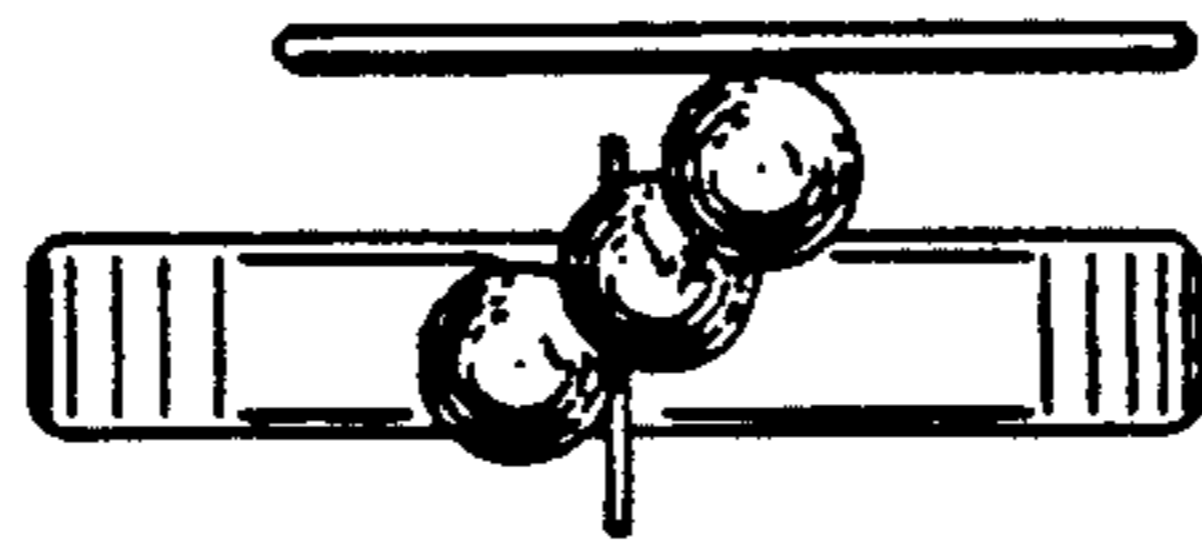


FIG. 4



*FIG. 5*



*FIG. 6*




FIG. 7

