



US00D341712S

United States Patent [19] Fulcher

[11] Patent Number: **Des. 341,712**

[45] Date of Patent: **** Nov. 30, 1993**

[54] SEAT BELT ATTACHMENT

[75] Inventor: **Marcie Fulcher, Fulton County, Ga.**

[73] Assignee: **Dickey Marketing, Knoxville, Tenn.**

[**] Term: **14 Years**

[21] Appl. No.: **810,915**

[22] Filed: **Dec. 20, 1991**

[52] U.S. Cl. **D2/639**

[58] Field of Search **D2/639; D3/100, 106, D3/37, 10; D24/124, 125; 224/224; 297/482, 483; 280/801; D11/55, 56, 201; D20/22, 27; 16/116 A; 2/161 R**

[56] References Cited

U.S. PATENT DOCUMENTS

D. 308,287	6/1990	Miller et al.	D2/639
2,306,062	12/1942	Katz	16/116 A X
3,291,528	12/1966	Soncabaugh	297/482 X
4,348,037	9/1982	Law et al.	297/483
4,575,874	3/1986	Johnson	297/482
4,619,468	10/1986	Spill	297/483 X
4,628,544	12/1986	Erickson	2/161 R X
4,741,574	5/1988	Weightman et al.	297/482
4,921,273	5/1990	Weightman et al.	297/482 X
4,929,027	5/1990	Beauvias, II	297/482

FOREIGN PATENT DOCUMENTS

2949136 5/1981 Fed. Rep. of Germany 297/482
1581996 12/1980 United Kingdom 297/482

Primary Examiner—Bernard Ansher
Assistant Examiner—Paula Mortimer
Attorney, Agent, or Firm—Pitts & Brittan

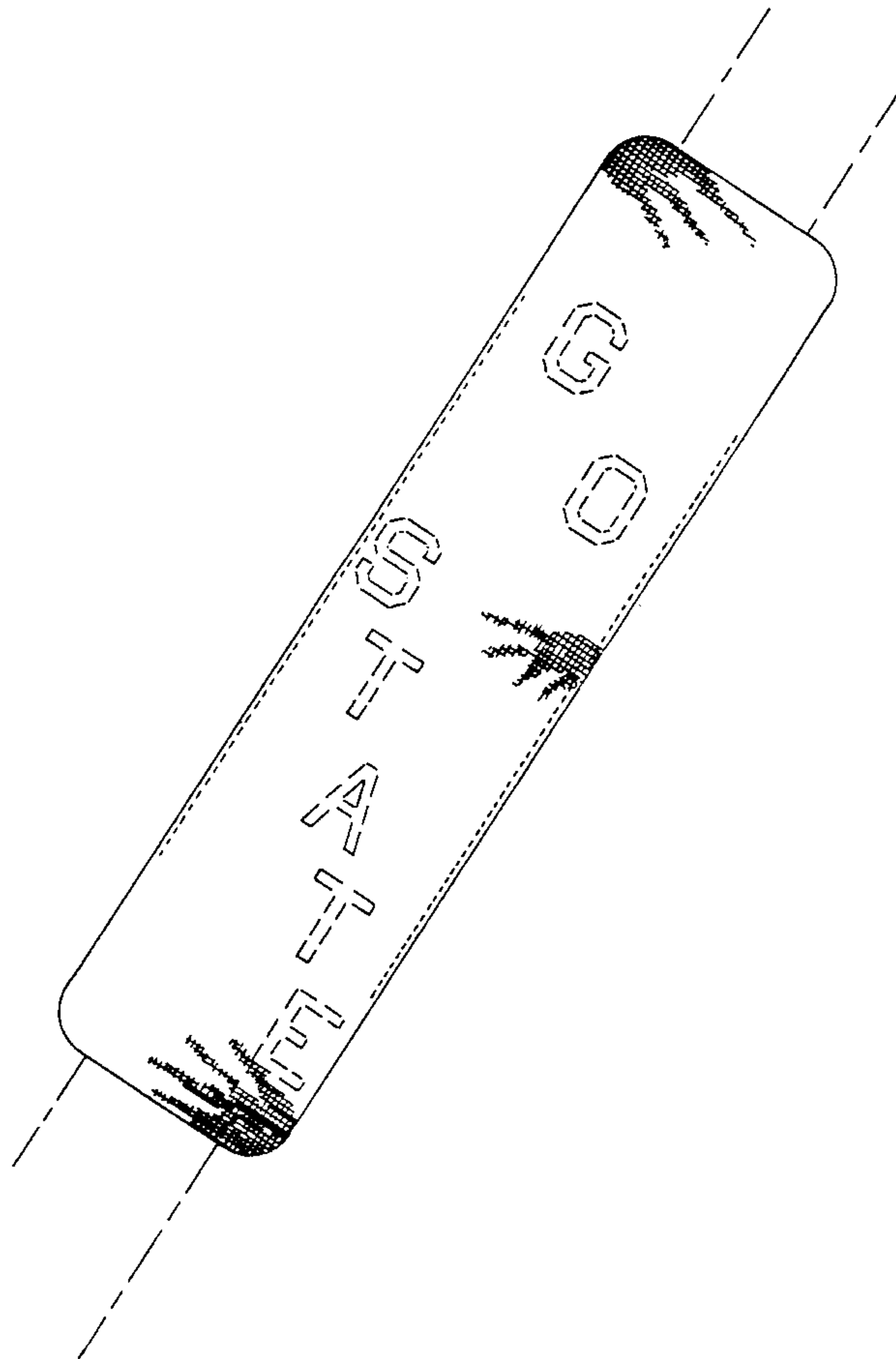
[57] CLAIM

The ornamental design for a seat belt attachment, as shown and described.

DESCRIPTION

FIG. 1 is a front elevational view of the seat belt attachment showing my new design, with the indicia "GO STATE" being depicted for illustrative purposes only; FIG. 2 is a rear elevational view thereof; FIG. 3 is a right-side elevational view thereof; FIG. 4 is a left-side elevational view thereof; FIG. 5 is a bottom view thereof; FIG. 6 is a top view thereof; and, FIG. 7 is a front elevational view showing a seat belt outline and indicia "GO STATE" for illustrative purposes.

The broken line showing of the seat belt in FIG. 7 is for illustrative purposes only and forms no part of the claimed design.



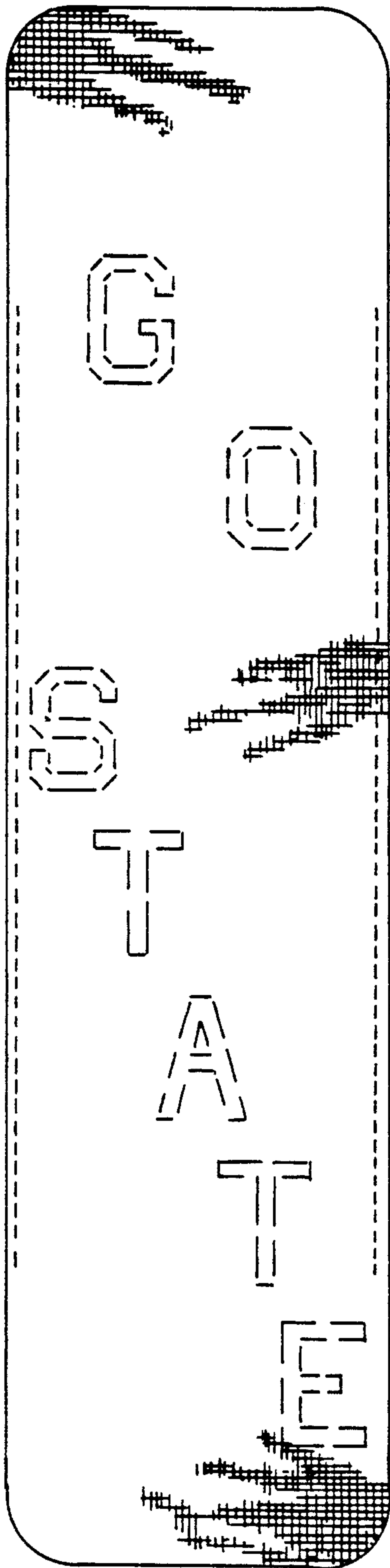


FIG. 1




FIG. 2



FIG. 3



FIG. 4




FIG. 5

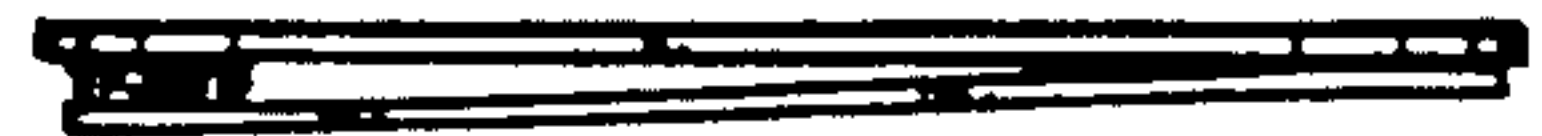


FIG. 6

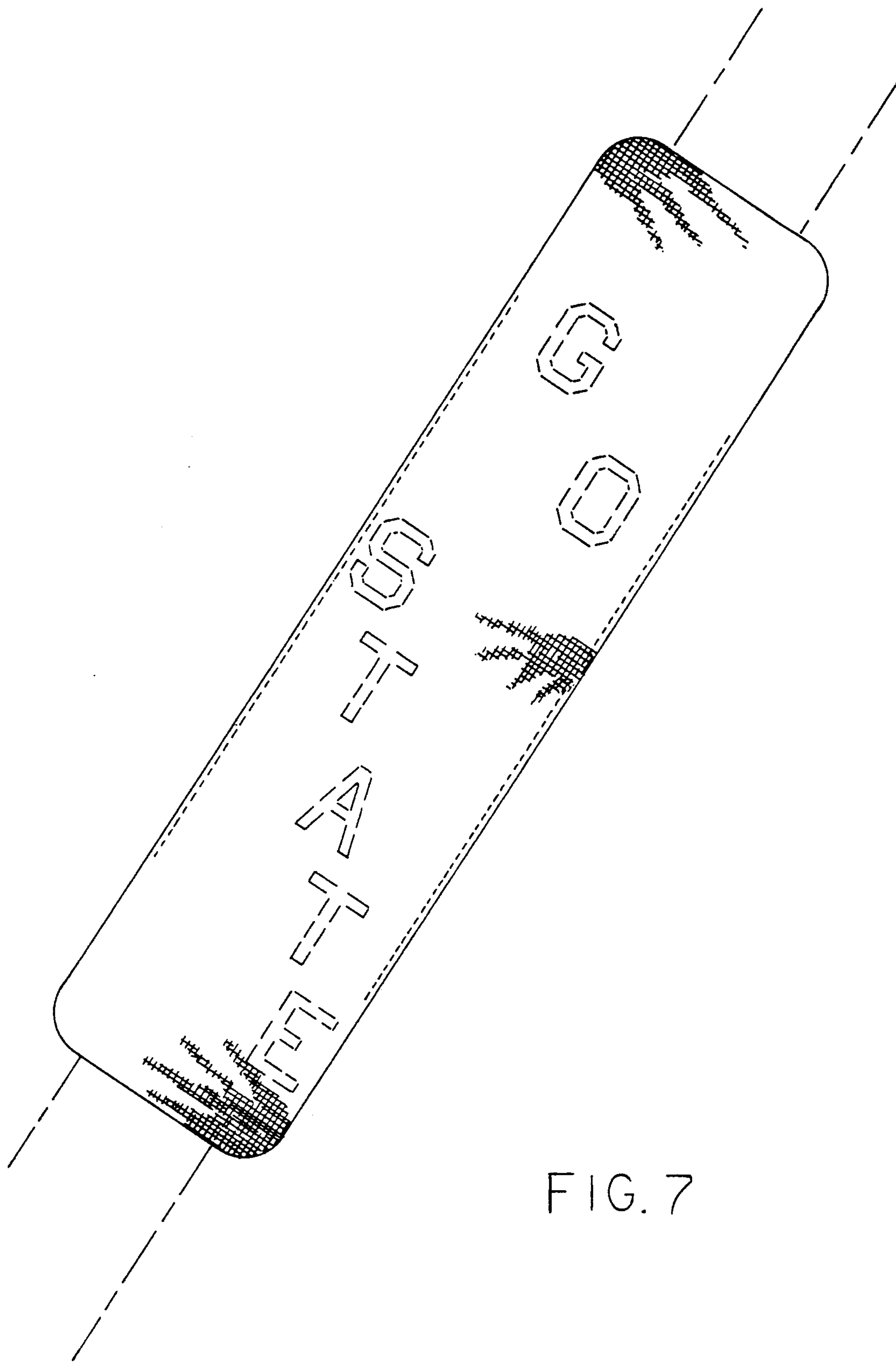


FIG. 7