



US00D341699S

United States Patent [19]

Williams, Jr. et al.

[11] Patent Number: **Des. 341,699**

[45] Date of Patent: **** Nov. 30, 1993**

[54] **STEEL TOE PROTECTOR**

[76] Inventors: **Edward G. Williams, Jr.; Margie A. Williams**, both of 2016 6th St., Apt. A, Kenner, La. 70062

[**] Term: **14 Years**

[21] Appl. No.: **756,366**

[22] Filed: **Sep. 9, 1991**

[52] U.S. Cl. **D2/913**

[58] Field of Search **D2/264, 265, 271, 277, D2/314; 36/8.3, 71.5, 72 R, 72 B, 73, 77 R, 92, 107, 108, 132, 136**

[56] **References Cited**

U.S. PATENT DOCUMENTS

D. 141,741 7/1945 Karp D2/277
280,264 6/1883 Walker D2/314 X

D. 308,903 7/1990 Rosas D2/277 X
D. 316,772 5/1991 Rose D2/314
1,872,025 8/1932 Baynard et al. D2/277 X
2,533,528 12/1950 Somersall D2/314 X
2,625,753 1/1953 Null et al. D2/277 X

Primary Examiner—Louis S. Zarfes
Attorney, Agent, or Firm—Leon Gilden

[57] **CLAIM**

The ornamental design for a steel toe protector, as shown and described.

DESCRIPTION

FIG. 1 is a front elevational view of the steel toe protector showing my new design;
FIG. 2 is a rear elevational view thereof;
FIG. 3 is a left side elevational view thereof;
FIG. 4 is a right side elevational view thereof;
FIG. 5 is a top plan view thereof; and,
FIG. 6 is a bottom plan view thereof.

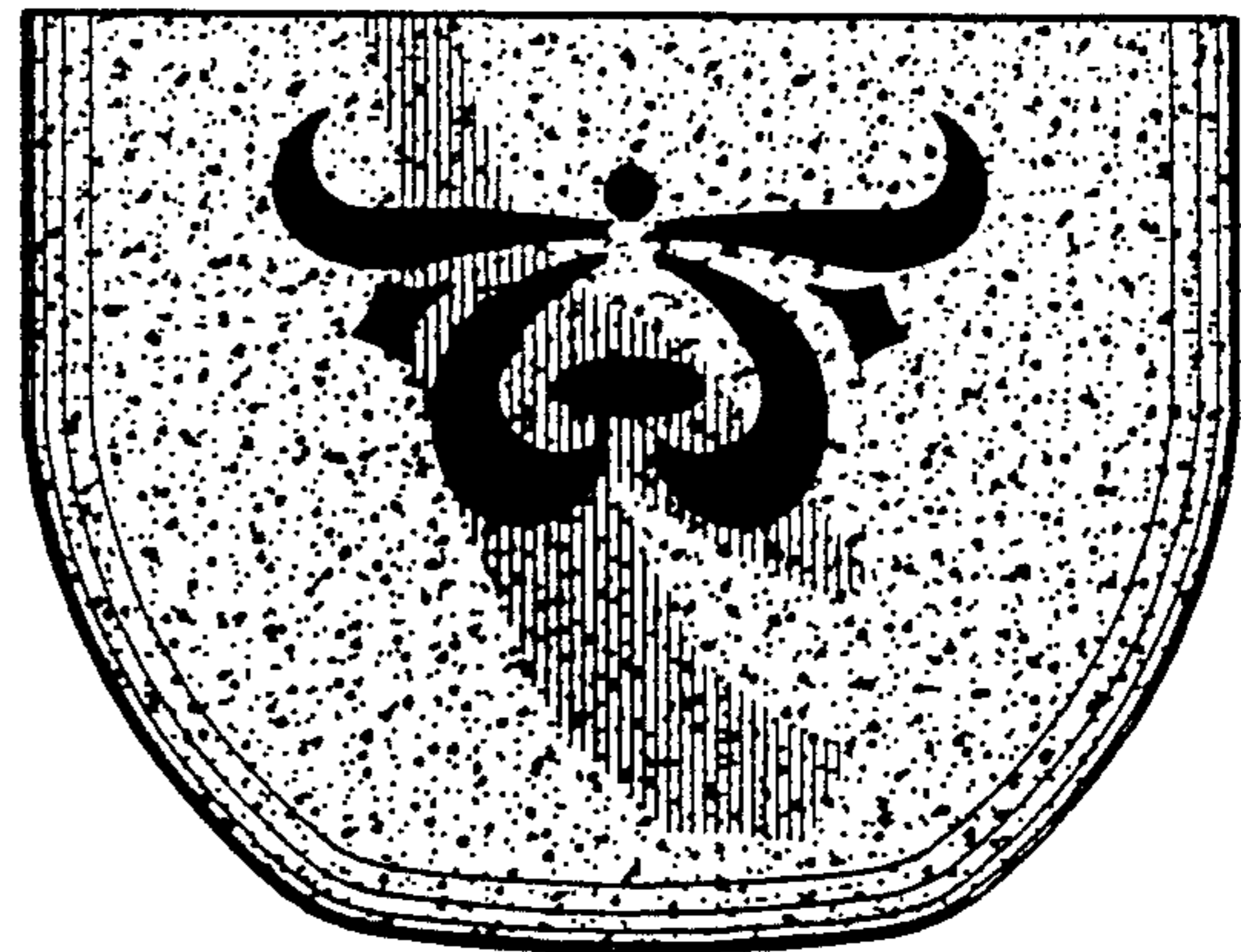



FIG. 1




FIG. 2

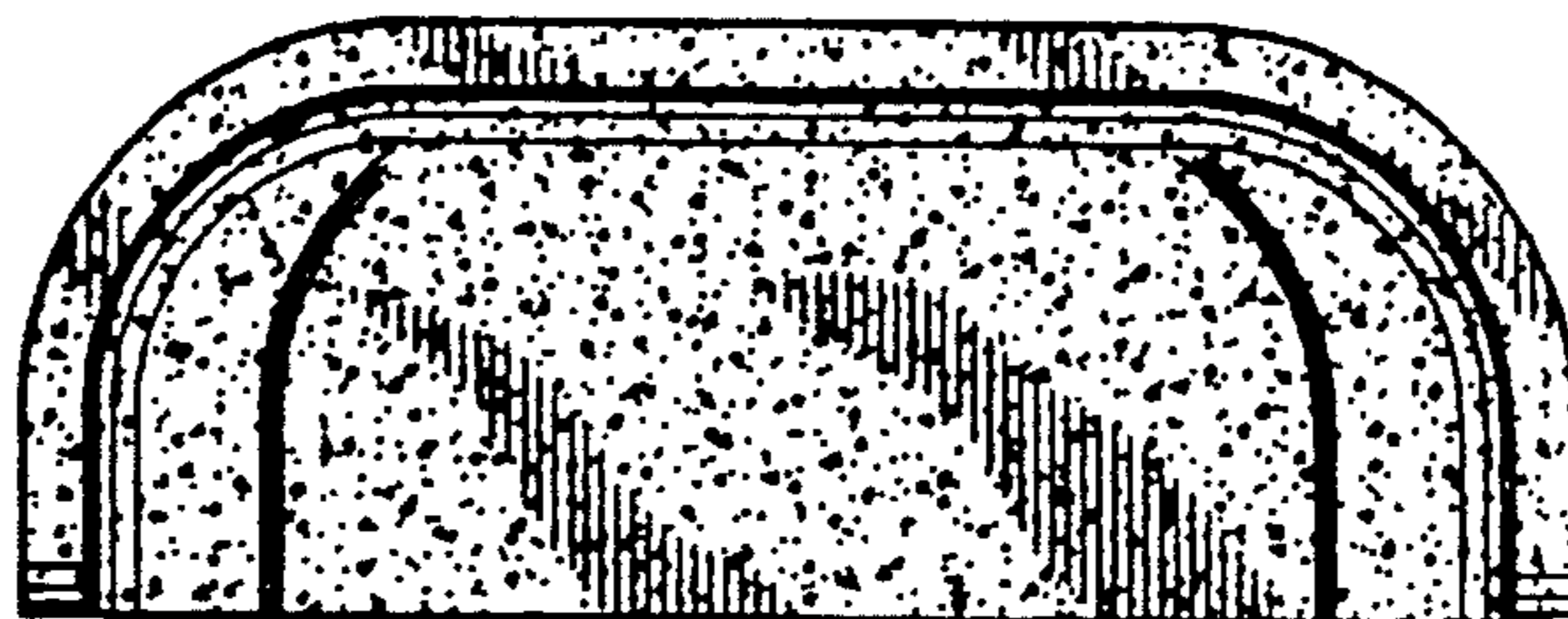


FIG. 3

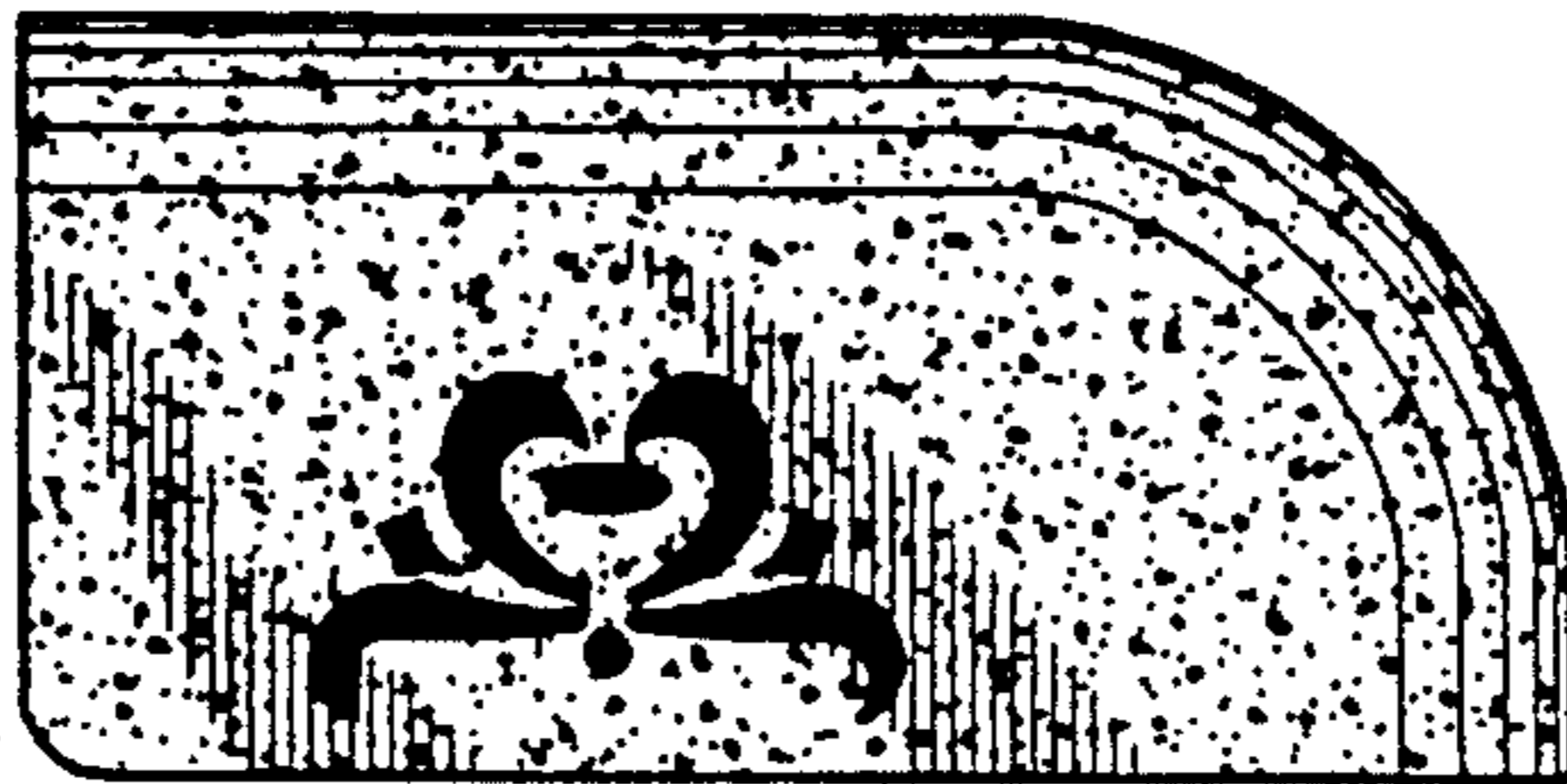


FIG. 4




FIG. 5

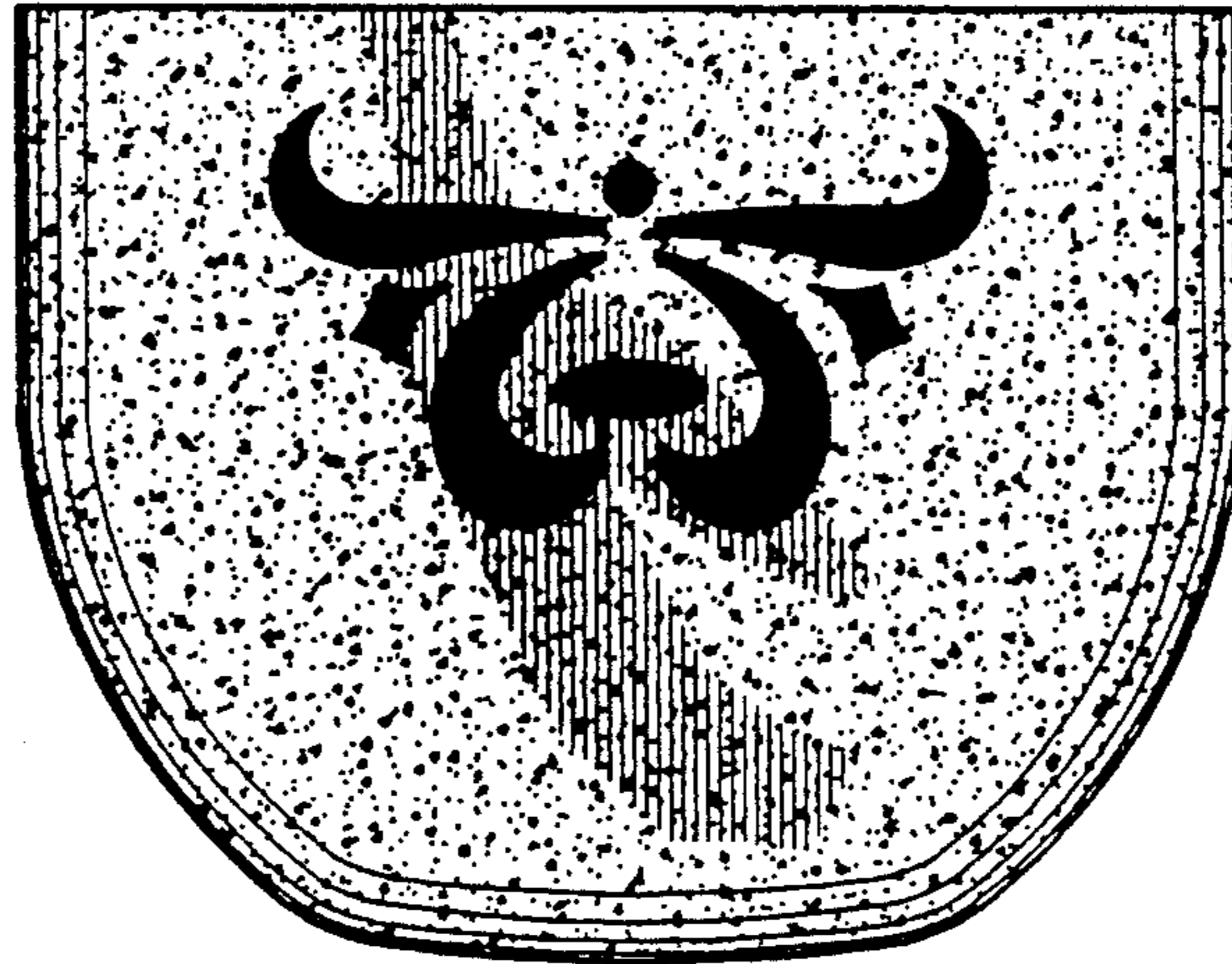


FIG. 6

