



US00D341680S

United States Patent [19]

[11] Patent Number: **Des. 341,680**

Levine

[45] Date of Patent: **** Nov. 23, 1993**

- [54] **PROTECTIVE PAD**
- [76] Inventor: **Norman D. Levine**, P.O. Box 1867,
Pompano Beach, Fla. 33061
- [**] Term: **14 Years**
- [21] Appl. No.: **810,809**
- [22] Filed: **Dec. 19, 1991**
- [52] U.S. Cl. **D29/10**
- [58] Field of Search **D29/10, 20, 99;**
D24/190-192; 128/846, 876, 878, 881, 882; 2/2,
16, 22-24, 415

4,796,303 1/1989 Atwater 2/24
 5,077,837 1/1992 Meistrell 2/16

Primary Examiner—Ruth McInroy
Attorney, Agent, or Firm—Malin, Haley, DiMaggio & Crosby

[57] CLAIM

The ornamental design for a protective pad, as shown and described.

DESCRIPTION

FIG. 1 is a front elevational view of a protective pad showing my new design;
 FIG. 2 is a rear elevational view thereof;
 FIG. 3 is a left side elevational view thereof;
 FIG. 4 is a right side elevational view thereof;
 FIG. 5 is a top plan view thereof; and,
 FIG. 6 is a bottom plan view thereof.
 The cross hatch shading in FIGS. 1-6 is understood to repeat throughout the indicated area. The broken lines in FIG. 1 represent conventional stitching.

[56] **References Cited**
U.S. PATENT DOCUMENTS

- D. 255,728 7/1980 Baron D29/10
- D. 259,058 4/1951 Marshall D24/190
- 4,250,578 2/1981 Barlow 2/24
- 4,292,263 9/1981 Hanrahan et al. 2/16
- 4,599,747 7/1986 Robinson 2/16

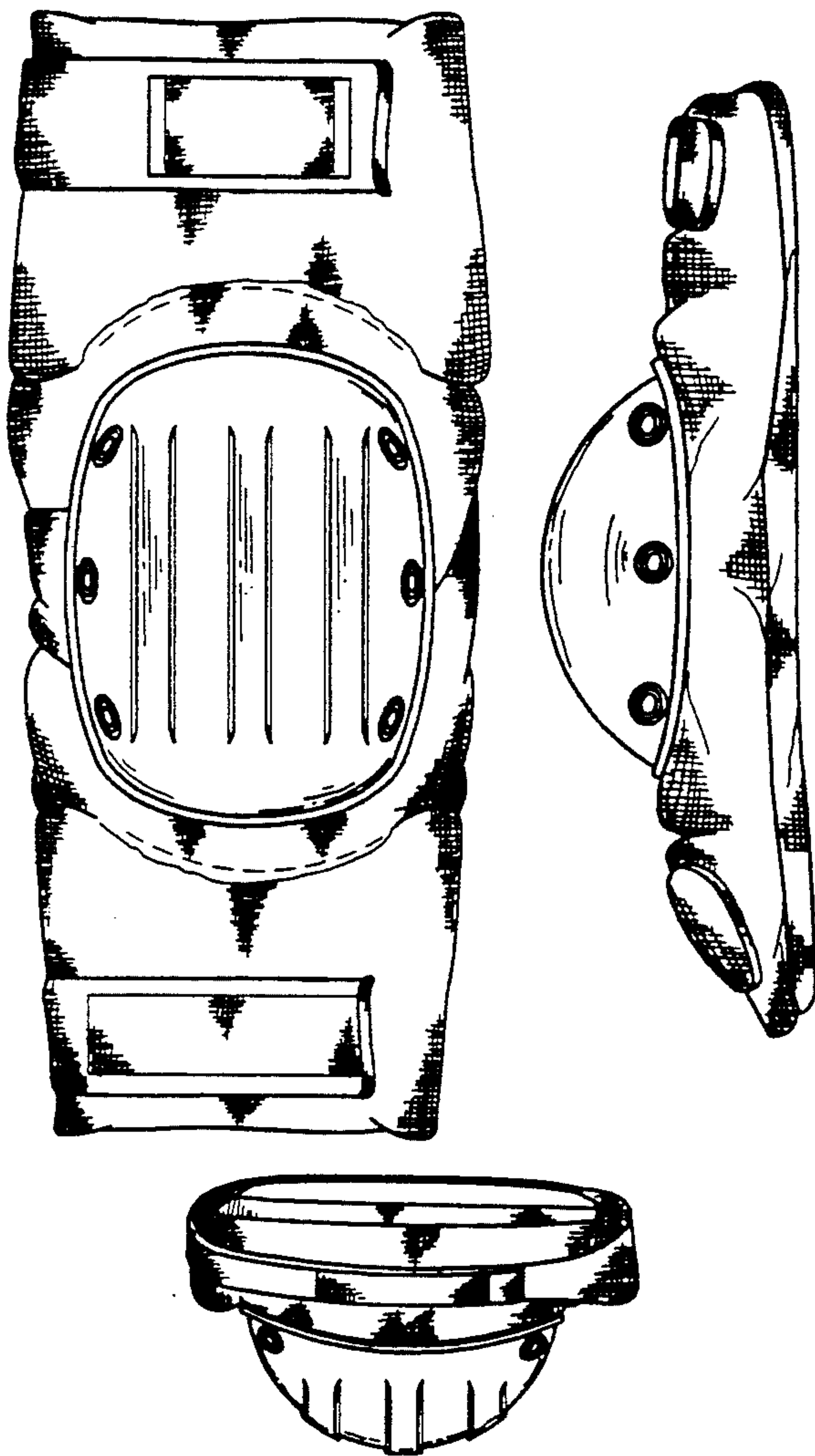


FIG. 2



FIG. 1




FIG. 5




FIG. 3

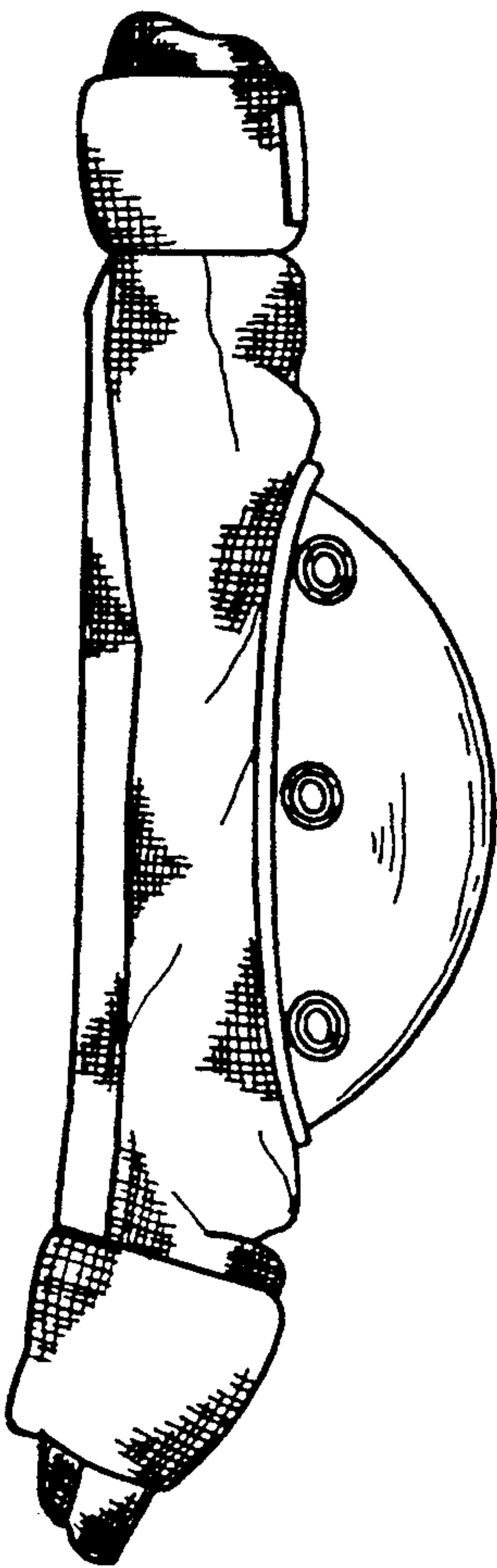


FIG. 4

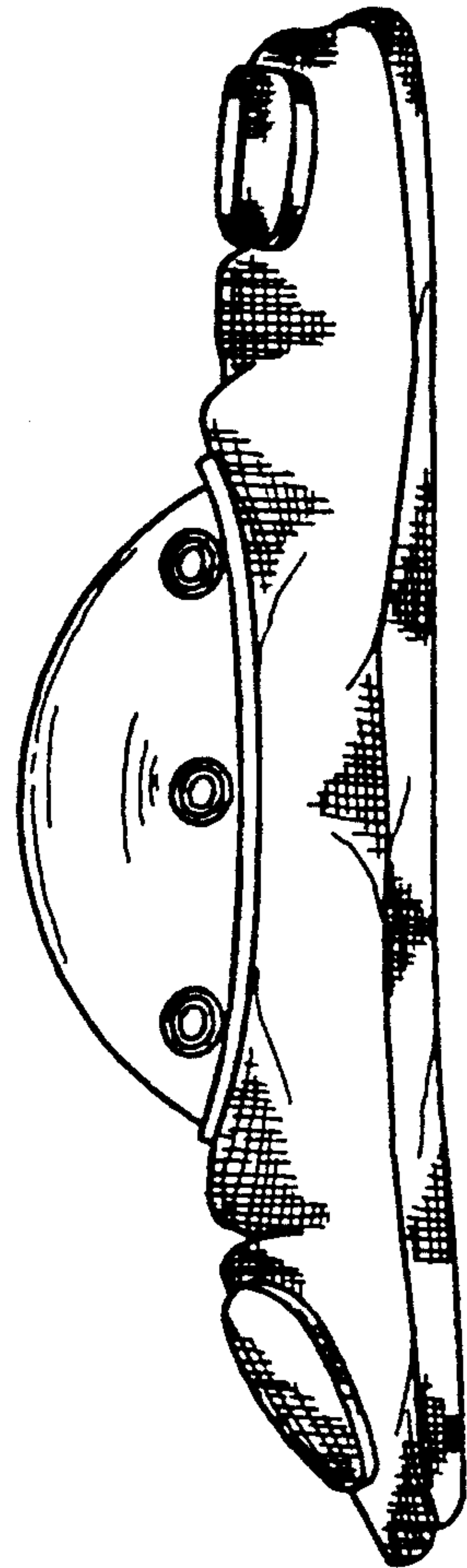


FIG. 6

