



US00D341678S

# United States Patent [19] Sulik

[11] Patent Number: **Des. 341,678**

[45] Date of Patent: **\*\* Nov. 23, 1993**

[54] HOUSING FOR AN ELECTRIC NAIL FILE

D. 319,968 9/1991 Zintzmeyer ..... D9/300

[75] Inventor: **Joseph M. Sulik, Beacon Falls, Conn.**

### FOREIGN PATENT DOCUMENTS

[73] Assignee: **Remington Products Company, Bridgeport, Conn.**

2635447 2/1990 France ..... 132/76.4  
594215 5/1959 Italy ..... 132/75.8

[\*\*] Term: **14 Years**

*Primary Examiner*—Bernard Ansher  
*Assistant Examiner*—C. Tuttle  
*Attorney, Agent, or Firm*—Melvin I. Stoltz

[21] Appl. No.: **629,971**

### [57] CLAIM

[22] Filed: **Dec. 19, 1990**

The ornamental design for a housing for an electric nail file, as shown and described.

[52] U.S. Cl. .... **D28/58**

[58] Field of Search ..... **D28/56-59;**  
132/73, 73.5, 73.6, 75.4, 75.6, 75.8, 76.4

### DESCRIPTION

### [56] References Cited

#### U.S. PATENT DOCUMENTS

D. 249,565 9/1978 Levin ..... D28/58  
D. 253,675 12/1979 Rakocy et al. .... D28/58  
D. 256,171 7/1980 Tomaro ..... D28/58  
D. 266,111 9/1982 Doyel ..... D28/58  
D. 317,367 6/1991 Fujisawa et al. .... D28/58

FIG. 1 is a front elevational view of the housing for an electric nail file of my design, the side opposite being identical to the side shown;

FIG. 2 is a side elevational view thereof, the side opposite being identical to the side shown;

FIG. 3 is a top plan view thereof;

FIG. 4 is a bottom plan view thereof; and,

FIG. 5 is a perspective view thereof.

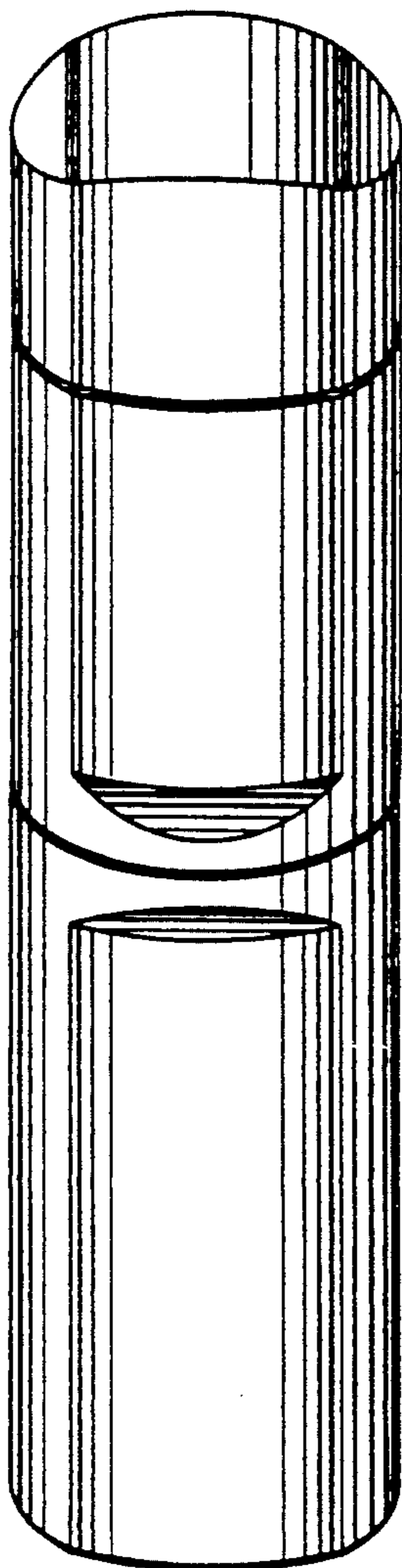


FIG. 1

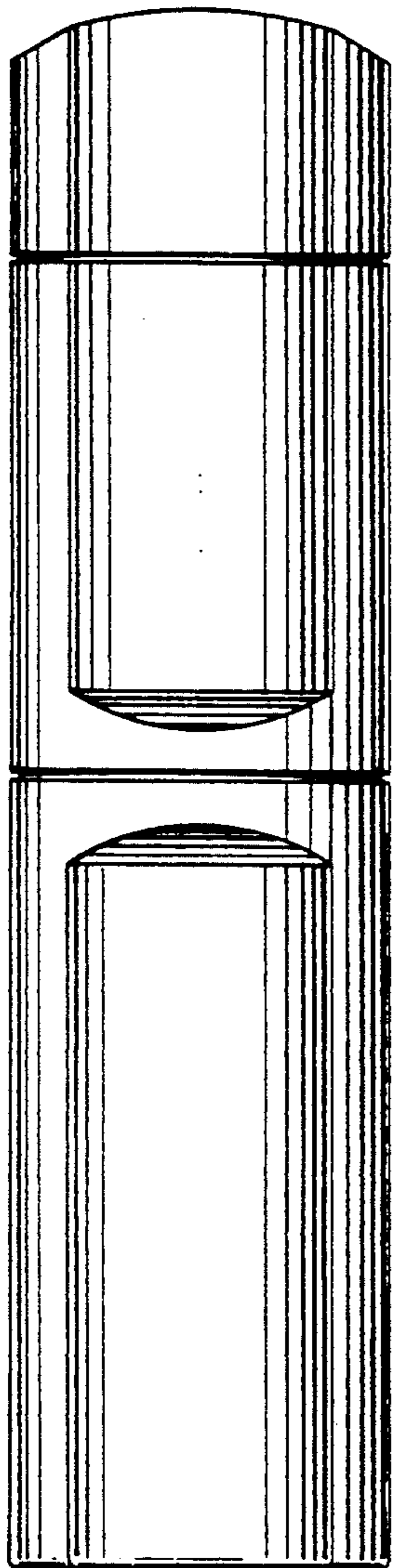


FIG. 2

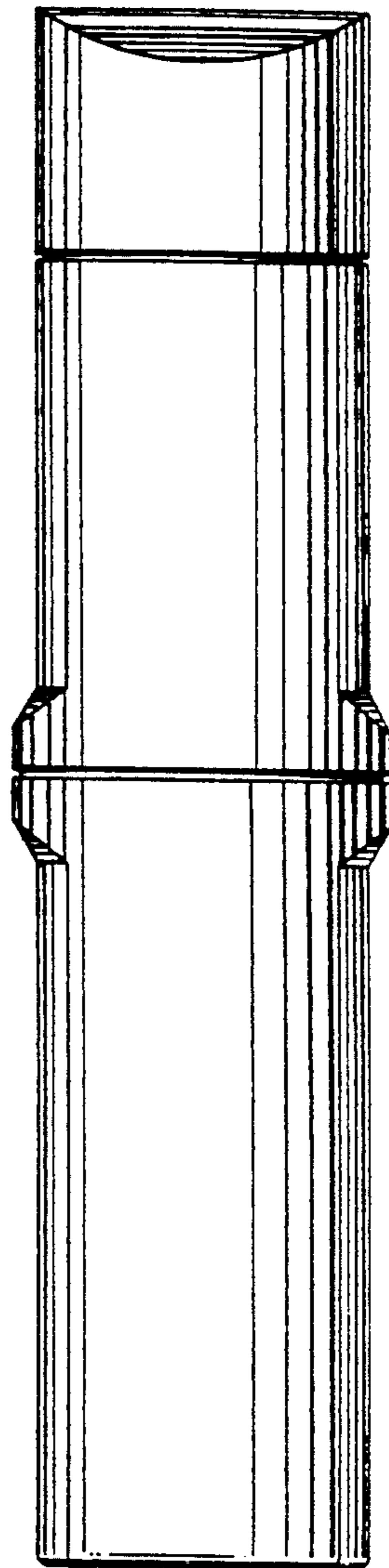


FIG. 3

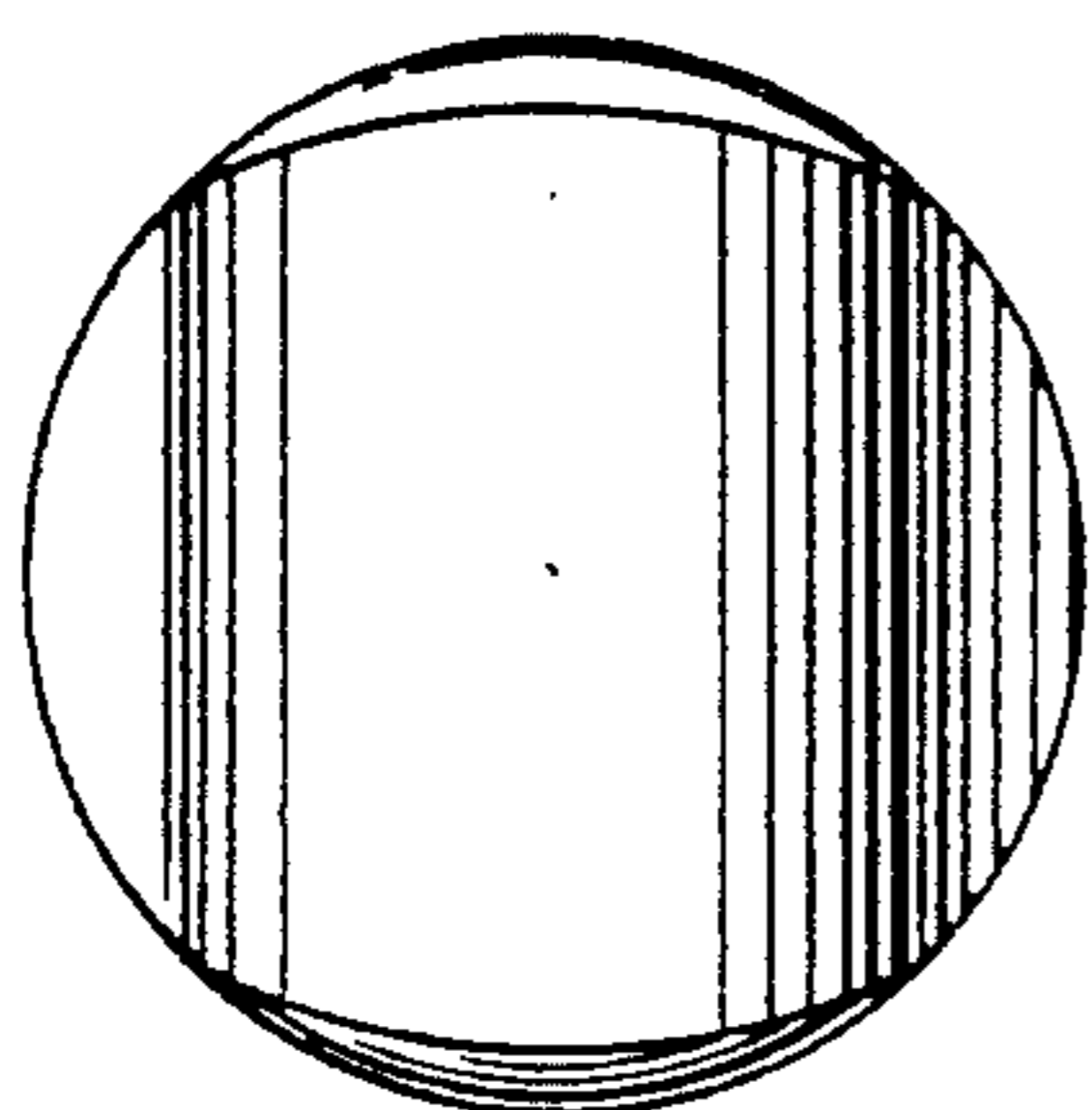


FIG. 4

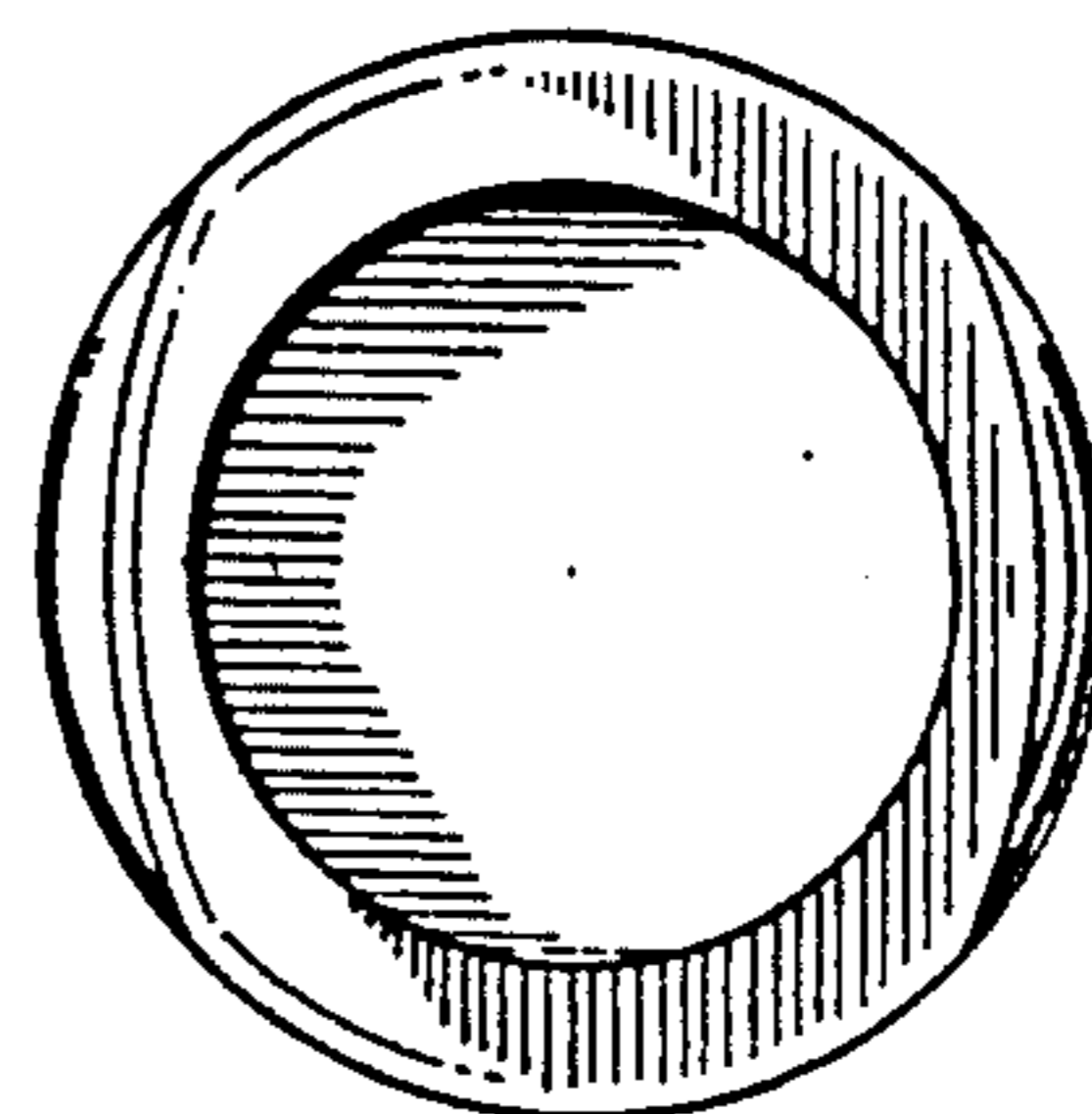


FIG. 5

